



2017/2018

Global Resources Report

Government and
Philanthropic Support for
Lesbian, Gay, Bisexual,
Transgender, and Intersex
Communities



2017/2018

Global Resources Report

Government and
Philanthropic Support for
Lesbian, Gay, Bisexual,
Transgender, and Intersex
Communities



Table of Contents

4	Letter from the GPP Director	
6	Introduction	
8	Methodology	
16	The Big Picture	
	Overview of Global LGBTI Funding	16
	Global Funding Comparison	20
	Overview of Funding by Geographic Focus	22
	Map of LGBTI Funding, by Regional Focus	26
	Top Funders and Recipients	28
	Sources of Funding	36
	Type of Support	37
	Issues Funded	38
	Strategies Funded	40
	Population Focus	42
	Behind the Numbers:	
	The Global Fund to Fight AIDS, Tuberculosis and Malaria	46
48	Funding for LGBTI Issues in the Global South and East	
	Top Funders and Recipients	50
	Sources of LGBTI Funding for the Global South and East	52
	Issues Addressed by LGBTI Funding for the Global South and East	53
	Population Focus	55
	Behind the Numbers:	
	Global Philanthropy Project	56
	Snapshot: Asia & the Pacific	60
	Snapshot: Eastern Europe, Russia, and Central Asia	65
	Snapshot: Latin America and the Caribbean	70
	Snapshot: Middle East and North Africa	75
	Snapshot: Sub-Saharan Africa	80

Behind the Numbers:	86
The Amsterdam Network	

88 Funding for LGBTI Issues in the Global North

Top Funders and Recipients	90
Sources of LGBTI Funding for the Global North	92
Issues Addressed by LGBTI Funding for Global North	93
Population Focus	94
Snapshot: United States and Canada	95
Snapshot: Western Europe	99

104 Funding for International LGBTI Issues

Top Funders and Recipients	106
Sources of Funding	107
Issues Addressed by International LGBTI Funding	108
Population Focus	109

Behind the Numbers:	110
What Funders Are Missing from This Report?	

112 Appendices

Appendix I: Funding by Country of Focus	112
Appendix II: 2017-2018 List of LGBTI Grantmakers	115
Appendix III: <i>Global Resources Report</i> Taxonomy	121

126 About the Report

About Global Philanthropy Project	126
About Funders for LGBTQ Issues	127
Acknowledgements & Report Credits	128

Letter from the GPP Director

Dear friends, members, colleagues, and collaborators:

I write this letter at the beginning of a global health crisis and upheaval that has yet to reveal its scale of social, economic, and political disruption. Together we must pivot and adjust personally, professionally, and as wider social movements in response to the unprecedented global challenges emerging from COVID-19. Already we see that the pandemic and its attendant politics are fast-evolving and yield implications that could uniquely impact our communities over the coming months and years, including economic marginalization, state control and violence, and familial and community death that many of us have not seen in a generation or more.

Now is the time to work together in new ways and to rally urgently needed financial resources for lesbian, gay, bisexual, transgender, and intersex (LGBTI) communities.

Our movement's organizations and individual leaders are already serving as resources, drawing on the wisdom of our ancestors' legacies of community care and movement solidarity. LGBTI leadership must be at the table for any efforts to equitably and justly resolve the COVID-19 crisis. More than ever, grantmakers, donor governments, development partners, and foundations must mobilize collective efforts. We must organize the political and financial resources to properly equip our movements to find solutions, fight state repression, and work across sectors to fight for our lives, survive, and build a better future after the most acute phase of the COVID-19 crisis has ended.

Each locality will have a different experience and timeline in the acute phases of this crisis.


As our communities, institutions, and leaders respond to the demands of this time, they risk stretching already fragile networks, budgets, and organizational capacities.

Our collective work for global LGBTI human rights and LGBTI-inclusive development must be redoubled and unwavering.

GPP members and staff have been working hard with many of you to re-imagine our shared work. Over the coming months and years, GPP commits to serving as a catalytic resource mobilization partner for global LGBTI communities in the time of COVID-19 and beyond.

The 2017–2018 Global Resources Report provides the most comprehensive picture to date on the global LGBTI funding landscape. We can predict that the 2019–2020 dataset will tell a vastly different story in the wake of this crisis. As a movement and as a philanthropic sector, we can use this report and many more tools to shape that story. For LGBTI grantmakers, let's make a commitment to listen to civil society and philanthropic partners, learn from the data and stories emerging from our global communities, and build stronger and ever more adaptive philanthropic and development assistance responses commensurate with the crisis at hand. For LGBTI civil society, we share this report as a tool for engaging with existing and potential new funders to mobilize the resources necessary to continue your vital work to improve the lives of LGBTI communities across the world.

Yours in solidarity,



Matthew Hart

Director, Global Philanthropy Project

Introduction

We are pleased to present *The 2017–2018 Global Resources Report: Government and Philanthropic Support for Lesbian, Gay, Bisexual, Transgender, and Intersex Communities*, a comprehensive report on the state of foundation and government funding for lesbian, gay, bisexual, transgender, and intersex (LGBTI) issues. This report documents data on 19,764 grants awarded by 800 foundations, intermediary NGOs, and corporations and by 15 donor government and multilateral agencies over the two-year period of 2017–2018. The report provides detailed data on the distribution of LGBTI funding by geography, issue, strategy, and population focus, offering a tool for identifying trends, gaps, and opportunities in the rapidly changing landscape of LGBTI funding.

The *2017–2018 Global Resources Report* builds on two previous editions, which focused on grantmaking in the calendar years 2013–2014 and 2015–16. With this third edition, we have now documented comprehensive data through six calendar years of grantmaking, allowing us to conduct a deeper analysis of LGBTI funding trend lines over time. In many sections of this report, we offer a comparison with the previous report documenting 2015–16, and in some key places we share analysis across the full six-year period.

This third report represents a continuing and evolving collaboration between two philanthropic networks, Global Philanthropy Project and Funders for LGBTQ Issues. The trust developed between these networks has enabled us to adjust the report development process over time as we identify opportunities to activate the unique competencies and assets of both networks. In this iteration of the process, Global Philanthropy Project coordinated development and analysis of the data from foundations and corporations based outside of the United States (U.S.) and from all government and multilateral institutions. Funders for LGBTQ Issues coordinated development and analysis of the data from foundations and corporations based in the U.S., and provided generous overall guidance based on more than a decade of experience producing the comprehensive annual U.S. domestic tracking report on LGBTQI funding.

The *Global Resources Report* series is the most comprehensive resource available on LGBTI funding around the world, and the first two editions of the report have provided powerful data to advocates ranging from grassroots local LGBTI movements to global development actors.

Given the Global Philanthropy Project's mission to expand global philanthropic support to advance the human rights of LGBTI people in the Global South and East, we are pleased to report that \$173.6 million, or 31 percent of all funding for LGBTI issues, was focused on LGBTI communities in the Global South and East in 2017–2018. Compared to the previous reporting period, this total increased by \$55 million, or 46 percent, representing increases in each region.



When looking at the full global dataset, this report includes over 300 more funders than the previous edition, pointing to increasingly comprehensive and accurate documentation of global LGBTI funding data. We are especially pleased that this third edition includes 111 newly included foundations with funding focused outside of the U.S. and three newly reporting donor governments. We hope to continue expansion of the dataset in future years.

Documentation and analysis of the current scope and scale of LGBTI funding offers a path for donors and movement leaders to identify funding gaps, advocate for more resources, adapt our goals, and increase our impact. With gratitude to all of the grantmakers who shared their data and to the movements for LGBTI human rights whose work is represented in these pages, this report is intended to serve as a valuable tool for all those seeking to advance LGBTI rights and improve the well-being of LGBTI communities around the world.

Ezra Berkley Nepon

Global Philanthropy Project

Senior Program Officer for Knowledge and Learning

Methodology

The *2017–2018 Global Resources Report* provides analysis of grant-level data for grants awarded in 2017 and 2018 to support lesbian, gay, bisexual, transgender and intersex (LGBTI) issues. This section provides an overview of the methodology used to document the complex global funding landscape for LGBTI issues today.¹

DEFINING AN “LGBTI GRANT”

This report collects and analyzes data on grantmaking that specifically focuses on lesbian, gay, bisexual, transgender, and intersex issues² and includes two sets of grants: (1) grants awarded to organizations that primarily focus on LGBTI communities and (2) grants awarded to organizations that serve a larger audience, and are directed to a project that specifically focuses on LGBTI communities.

The data does not include grants to organizations or projects that are generally inclusive of LGBTI people unless they explicitly address an LGBTI issue or population. For example, a human rights organization receiving a grant to provide asylum services to marginalized refugees, open and welcoming of all refugees including LGBTI people, would not have been included in the data. If that same human rights organization received a grant to provide asylum

services specifically supporting LGBTI refugees, it would have been included.

While both LGBTI-focused and LGBTI-inclusive grants can have a significant impact on LGBTI communities, LGBTI-focused grants are distinct in that, by definition, they work to proactively address the unique challenges, disparities, and rights abuses faced by LGBTI communities. It is also more feasible to attain a consistent and comprehensive picture of LGBTI-focused grants, while a dataset of LGBTI-inclusive grants would be difficult to map consistently and could misleadingly inflate the level of support for LGBTI communities.

¹ This methodology was developed in partnership by Global Philanthropy Project and Funders for LGBTQ Issues in close collaboration with the *Global Resources Report* advisory committees across each edition of the research. A full list of the 2017–2018 committee members is included in the acknowledgements page at the end of this report.

² Many grantmakers and civil society groups use alternate terms to name these populations including SOGIGESC, referring to Sexual Orientation, Gender Identity, Gender Expression, and Sex Characteristics.

DATA SOURCES

The *Global Resources Report* reviewed the grantmaking of over 800 philanthropic entities and over fifteen donor governments and multilateral agencies in an effort to provide a comprehensive snapshot of global LGBTI funding in the two-year period from 2017–2018.

Information was obtained predominantly through self-reporting, with participating foundations, agencies, and organizations providing data on all LGBTI-related grants directly to Funders for LGBTQ Issues or Global Philanthropy Project. When possible, grantmakers provided information on the grantee name, mission, and location as well as grant description, type of support, year, and amount awarded for each individual grant.

These data submissions were supplemented by a review of official disclosure documents, annual reports, and online grants databases. Funders for LGBTQ Issues' data collection method included review of U.S. tax return forms 990 for foundations and nonprofit institutions. Global Philanthropy Project utilized additional datasets from the 360Giving database of foundation funding in the United Kingdom and the Candid Foundation Maps global dataset for both LGBT and intersex funding. All government and multilateral grantmaking was self-reported.

QUALITY CONTROL AND CODING

Once received, grants were reviewed by the research team for consistency and accuracy. In order to maximize the consistency and overall quality of data, some grants were eliminated from the dataset if they fell outside the research parameters. For example, a grant would be excluded if it was awarded outside the two-year period of 2017–2018 or if it did not have an explicit LGBTI focus. Additional information was requested from the submitting funder in some cases where it was difficult to determine if a grant fell within research parameters for the report.

Once received and reviewed, grants were then coded by the data analysis team, drawing on information provided about both the grantee and the grant description. In both quality control and coding, the overarching goal was to ensure data consistency.

TYPES OF FUNDERS

The following types of funders are included in this report.

- **Private foundations:** Nongovernmental and/or nonprofit organizations or charitable trusts whose funding is typically endowed by a family or an individual donor, or through the sale of corporate assets. Private foundations generally do not solicit funds from the public.
- **Public foundations:** Institutions set up to raise funds from the general public in order to award grants. Some public foundations also function as intermediary funders, receiving funds from other foundations or development agencies in order to regrant those funds to civil society organizations and grassroots groups.
- **Intermediary nongovernmental organizations (NGOs):** Civil society organizations operating a range of programs including the regranting of funds received from foundations or development agencies to other (generally smaller) civil society organizations and grassroots groups.
- **Corporate funders:** Foundations and grantmaking programs at for-profit organizations.
- **Governments:** Funding awarded by donor governments through a range of agencies and embassies. This report documents government funding focused on international development efforts to advance LGBTI rights and does not include governments' domestic funding.
- **Multilateral agencies:** Organizations formed by multiple countries for the purpose of joint funding or other types of cooperation.
- **Anonymous funders:** Foundations and funds seeking to maintain anonymity in their giving.

For the purposes of this report, donor government and multilateral agencies are reported in a single category, as are public foundations and NGO intermediaries.

Data from individual donors was not collected unless the funding was awarded through a philanthropic entity, such as a private foundation or a donor-advised fund housed at a public foundation.

GRANT AWARDS AND DISBURSEMENTS

This report provides data on the year of grant award as opposed to the year(s) of grant disbursement. This means that for multiyear commitments, the full sum of the grant is counted in the year in which it was awarded.

For example, a three-year grant for \$30,000 awarded in 2017 and disbursed in three annual payments of \$10,000 would be documented in this report as a \$30,000 grant in 2017 as opposed to \$10,000 grants in 2017, 2018, and 2019.

CURRENCIES

All figures are reported in U.S. dollars. When data was provided in another currency, grant amounts were converted to U.S. dollars based on the conversion rate at the midpoint of the year in which the grant was awarded.³

³ Conversion rates based on xrates.com or xe.com when currencies were not available through xrates.com. Conversion dates were June 30, 2017 and June 30, 2018.

How is Double-Counting Avoided?

This is one of the most common questions about the data in this report, reflecting awareness of the complexity and challenges of documenting the philanthropic ecosystem.

Global LGBTI funding streams encompass a complex network of intermediary “regranting” organizations that receive funds from donor government and multilateral agencies and/or private foundations (these original funders are often referred to as the “back-donor”) and are entrusted to use those resources to make smaller grants to grassroots organizations.⁴

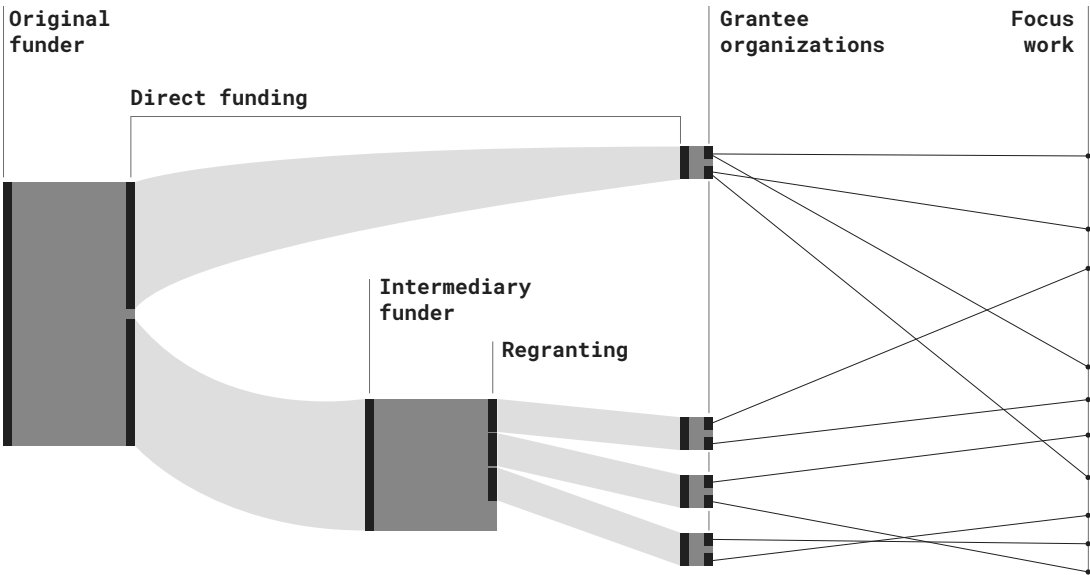
This report tracks funds awarded for the purposes of regranting and eliminates double-counting where appropriate. Specifically, when there is data for both (1) a grant awarded to an intermediary for regranting and (2) the grants ultimately awarded by the intermediary, then only the latter set of grants is included in most tabulations and charts.

There are a few exceptions, which are identified throughout the report when they occur. In order to accurately document the overall level of LGBTI funding provided by each grantmaker, regardless of whether those funds are provided in the form of direct grants or via an intermediary, all regranting funds are included in: 1) top funder lists, 2) type of donor lists, and 3) the Appendix II list of LGBTI grantmakers by donor name.

Throughout the report, each chart indicates whether funds awarded for regranting are included or excluded using the icon below.



Funding Flow Models



4 Learn more about intermediary grantmaking models: [The Road to Successful Partnerships: How governments in the Global North can effectively partner with intermediary organizations to support LGBTI communities in the Global South and East](#) (Global Philanthropy Project, 2016).

DOCUMENTING MULTIPLICITY OF POPULATION

The grantees documented in this report are often working at the forefront of emerging strategies and language to describe the nuance and complexities of LGBTI identities, including the possibilities for solidarity and mutual efforts between and within LGBTI movements and other populations.

The methodology of this report requires a less intersectional method of assigning LGBTI population focus. Similar to our method of documenting LGBTI-focused funding as opposed to funding that is LGBTI-inclusive, in general this report aims to document funding that is truly focused on a “subpopulation” within the LGBTI umbrella. For this reason, this report makes every effort to code grants to only one “subpopulation” within the LGBTI acronym. For example, coding grants as intersex funding when they are focused exclusively on intersex communities, rather than attributing intersex funding to all groups that use the acronym LGBTI. For grants focused on multiple sexual orientation subpopulations, the “general LGBTQ” code is used.

Distinct demographic information within the LGBTI community is separately coded, including age group, socioeconomic group, indigenous or ethnic minority, and other interconnected populations.⁵

Following the model of previous editions, this report includes funding data for a set of “spotlight” population groups: Transgender, Intersex, Children and Youth, Older Adults, Sex Workers, and Migrants, Refugees, and Asylum Seekers.



⁵ More detailed taxonomy information can be found in Appendix III.

GRANTEE GEOGRAPHIC FOCUS

Throughout this report, funding is documented by geographic focus. For instance, funding focused on the Global South and East, or focused on the region of Sub-Saharan Africa, or the sub-region of East Africa, or focused on specific countries (viewable within the maps in the Snapshot sections). Whenever funding focus is mentioned, this report indicates where the work is happening. This may be different from the location of the grantee organization, especially common in the cases of regional or international organizations who may have programs based in a different location than their central office, and in relationship to cross-border cooperation between civil society organizations.

REGIONS AND SUB-REGIONS

The grouping of countries into regions and sub-regions was developed based on a review of several similar taxonomies, including that of the United Nations and other international bodies, as well as existing philanthropic research such as that of the Foundation Center (now Candid) and the Human Rights Funders Network. The overarching goal is to provide groupings that reflect the ways that donors and movement leaders see themselves and are building networks at the regional level.



TYPE OF SUPPORT

This report identifies the “type of support” of each grant, with options including general operating, program, capacity building, regranting, emergency funds, capital support, matching funds, prizes/awards, scholarships, fellowships, seed funding, and sponsorships.

Each funding institution may use slightly different names, and nuanced definitions, for the types of support they offer. For instance, what this report refers to as general operating funds may be called “core support,” while the category of program funding may be called “project funding.”

When types of support were not self-reported by grantmakers, they were coded to the *Global Resources Report* taxonomy drawing on information provided in the grant description.

STRATEGIES AND ISSUES

Strategies and sub-strategies as well as issues and sub-issues were identified based on the grant descriptions. Strategies included eight categories and twenty-two subcategories while Issues were divided into seven categories with thirty-six subcategories.⁶ These categories draw from those developed over a decade by Funders for LGBTQ Issues for U.S. domestic funding in their annual tracking report, with additional categories included over time where new funding patterns are noted.

CONFIDENTIALITY

Due to numerous hostile and dangerous environments for LGBTI individuals and organizing around LGBTI issues, this report includes grantees and locations that have been anonymized or where anonymity has been requested by the reporting funders in order to ensure the confidentiality of grantees.

⁶ More detailed taxonomy information can be found in Appendix III.

DOCUMENT KEYS

Throughout the charts in this report, please note these icon keys which identify whether reported funds include funding awarded for the purposes of regranting and funding focused on the United States.

REGRANTING

<div><div>R</div><div>+</div></div>	INCLUDED
<div><div>R</div><div>—</div></div>	NOT INCLUDED

US FUNDING

<div><div>US</div><div>+</div></div>	INCLUDED
<div><div>US</div><div>—</div></div>	NOT INCLUDED

The Big Picture

Overview of Global LGBTI Funding

The 2017-2018 Global Resources Report analyzes data from:

800 Foundations, NGO Intermediaries, and Corporations	15 Donor Governments and Multilateral Agencies
19,764 Grants	4,398 Grantees

Total Funds

Over the two-year period of 2017 and 2018, global philanthropic funding for lesbian, gay, bisexual, transgender and intersex issues totaled more than

\$560 million⁷

⁷ Throughout the report, all monetary figures are provided in United States dollars.

SCOPE AND CONTEXT OF REPORT

This report provides an overview of philanthropic funding for LGBTI issues around the world. It documents data on funding from private and public foundations, intermediary NGOs, corporations, donor government agencies, and multilateral agencies, but does not include individual donors. The report covers funding awarded in calendar years 2017 and 2018 for LGBTI-focused organizations and for projects that specifically focus on LGBTI communities.

Throughout the report, funds awarded for the purposes of regranting are removed from calculations to avoid recounting unless otherwise specified.

For a more detailed description of the data collection, research, and documentation methods used to compile this report please see the Methodology section on [pages 8-15](#).

TOTAL FUNDING

In the two-year period of 2017–2018, global philanthropic funding for LGBTI issues totaled approximately \$560 million. Over these two years, a total of 800 foundations and 15 donor government and multilateral agencies awarded more than 19,764 grants for LGBTI issues around the world.


Of the \$560 million total, approximately \$263 million was awarded in 2017 and \$297 million was awarded in 2018.

This report draws from six years of data on global LGBTI funding, documented in three editions of the Global Resources Report. Between the 2015–2016 reporting period and the 2017–2018 reporting period, **global LGBTI funding grew by over \$57 million,⁸ or 11 percent**. In comparing the same time period, there was a 54 percent increase in the number of reported grants.

Total 2017-2018	compared to 2015-2016
\$560 M	+11%

⁸ The 2015–2016 dataset was updated to remove some funds clarified as regranting or domestic government funding post publication. This correction allows us to more properly represent the data over time in a manner aligned with our methodology.

GLOBAL LGBTI FUNDING, BY YEAR (2013-2018)



Year-to-year fluctuations in funding are due, in part, to changes in the reported data available.

Overall, this report includes over 300 more funders than the previous edition, pointing to increasingly comprehensive and accurate documentation of global LGBTI funding data.

+300
Funders

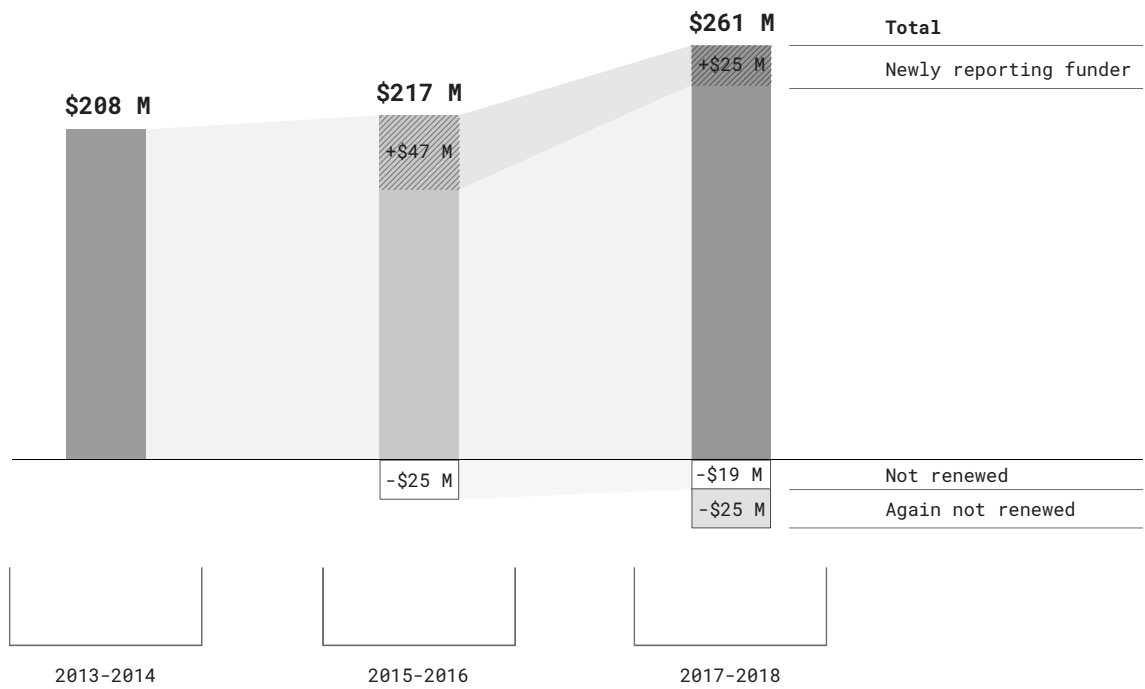
Several new donor government and multilateral agencies have contributed data to the report in this edition. The governments of Australia, Luxembourg, and New Zealand reported on their grantmaking for the first time.

The Global Fund to Fight AIDS, Tuberculosis and Malaria also shared data for the first time; however, it is not included in the full dataset due to falling outside of the report methodology. A “Behind the Numbers” focus section is included to share the Global Fund’s data separately; see [page 46](#).

For more information on funding fluctuations, see our Behind the Numbers section on “Which Funders Are Missing from This Report,” [page 110](#).

FLUCTUATIONS BY REPORT

Excluding funding focused on the U.S., the 2013–2014 *Global Resources Report* included \$208 million from 106 grantmakers. The next report, documenting 2015–2016, included 61 newly reporting grantmakers who gave a combined \$47 million, while 32 grantmakers did not renew their reporting. This 2017–2018 report includes 111 newly-reporting grantmakers whose giving totaled \$25 million, while 39 funders did not renew their reporting from the previous cycle.



GLOBAL FUNDING COMPARISON

Despite the recent growth of LGBTI funding, over the six years of our reporting, there has been no significant change in proportion to overall foundation funding and funding from donor governments, which remain very small percentages.

In 2017–2018, global LGBTI foundation funding made up less than **31 cents out of every \$100** of overall global foundation funding, or .31 percent.⁹

0.31%
of
Foundation Funding

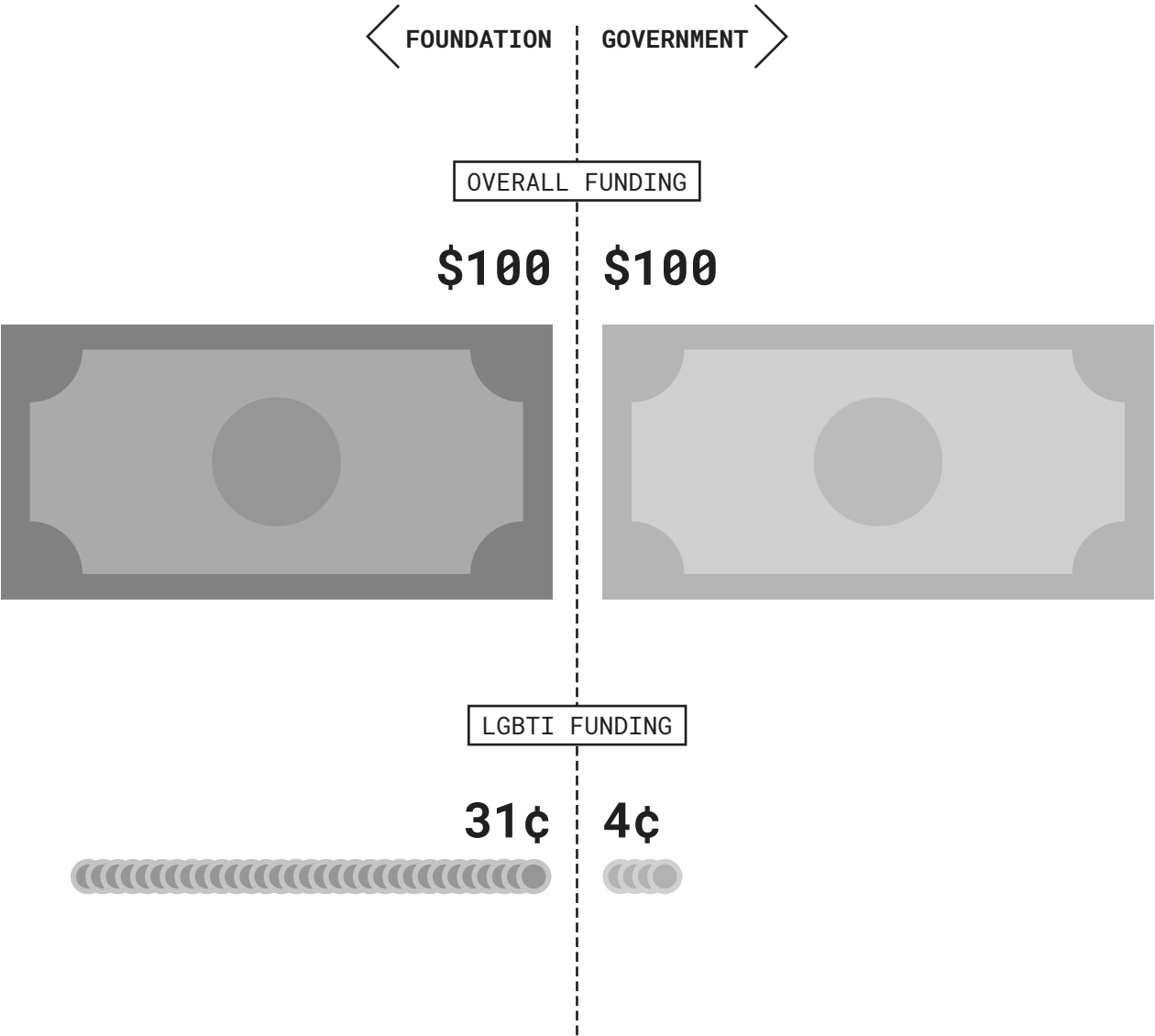
In the same two years, global LGBTI funding from donor governments again made up less than **4 cents out of every \$100** of international development efforts and assistance, or .04 percent.¹⁰

0.04%
of
Government Funding

⁹ This report uses comparative funding data from Candid Foundation Maps, which has documented at least \$165.3 billion in global foundation funding, including public, private, and corporate foundations. This is a change from our previous comparative data which was not available for 2017–2018. While the Candid data for 2017 and 2018 is still in development, it is the most cohesive source available at this time. As this global foundation dataset is increasingly documented for 2017 and 2018, the percentage of global LGBTI foundation funding will grow smaller.

¹⁰ Our source for the comparative dataset for government international development efforts and assistance is the Organization for Economic and Co-Operation and Development (OECD), which documented \$296 billion during 2017–18.

LGBTI FUNDING COMPARED TO OVERALL FUNDING (2017–2018)



Overview of Funding by Geographic Focus

This report covers LGBTI funding for work in seven regions of the world¹¹ and for work at the international level. In addition to the general overview section, the report has three sections providing greater depth of detail on funding for three distinct geographic scopes:



Funding for LGBTI Issues in the **Global South and East**: This section provides an analysis of funding for five world regions: (1) Asia and the Pacific; (2) Eastern Europe, Central Asia, and Russia; (3) Latin America and the Caribbean; (4) the Middle East and North Africa; and (5) Sub-Saharan Africa.



Funding for LGBTI Issues in the **Global North**. This section provides an analysis of funding for two world regions: (1) the United States and Canada and (2) Western Europe.



Funding for **International LGBTI Issues**. This section provides an analysis of funding focused on LGBTI issues at the international level, such as advocacy for the inclusion of LGBTI issues in international bodies and instruments, or work to strengthen the capacity of LGBTI movements across multiple regions of the world.

¹¹ The grouping of countries into regions and sub-regions is based on a review of several similar taxonomies, including that of the United Nations and other international bodies, as well as existing philanthropic research such as that of Foundation Center and Human Rights Funders Network. The overarching goal is to provide groupings that reflect the ways that donors and movement leaders see themselves and are building networks at the regional level.

During 2017 and 2018, about \$173.6 million, or 31 percent of all funding for LGBTI issues, was focused on LGBTI communities in the Global South and East. This total includes \$71.5 million for Sub-Saharan Africa; \$38 million for Latin America and the Caribbean; \$30.8 million for Asia and the Pacific; \$23.8 million for Eastern Europe, Central Asia, and Russia; \$7.2 million for the Middle East and North Africa; and \$2.3 million in funding that was coded as multiregional or as an unspecified region within the Global South and East.

Compared to the last reporting period, funding for the Global South and East increased by \$55 million, or 46 percent, representing increases in each region. The region of Latin America and the Caribbean showed the most significant increase of 97 percent, while funding to Asia and the Pacific increased by 38 percent and funding to Sub-Saharan Africa increased by 40 percent. Funding in the region of Eastern Europe, Central Asia and Russia rose by 23 percent, while the Middle East and North Africa maintained at close to the same level, rising 7 percent.

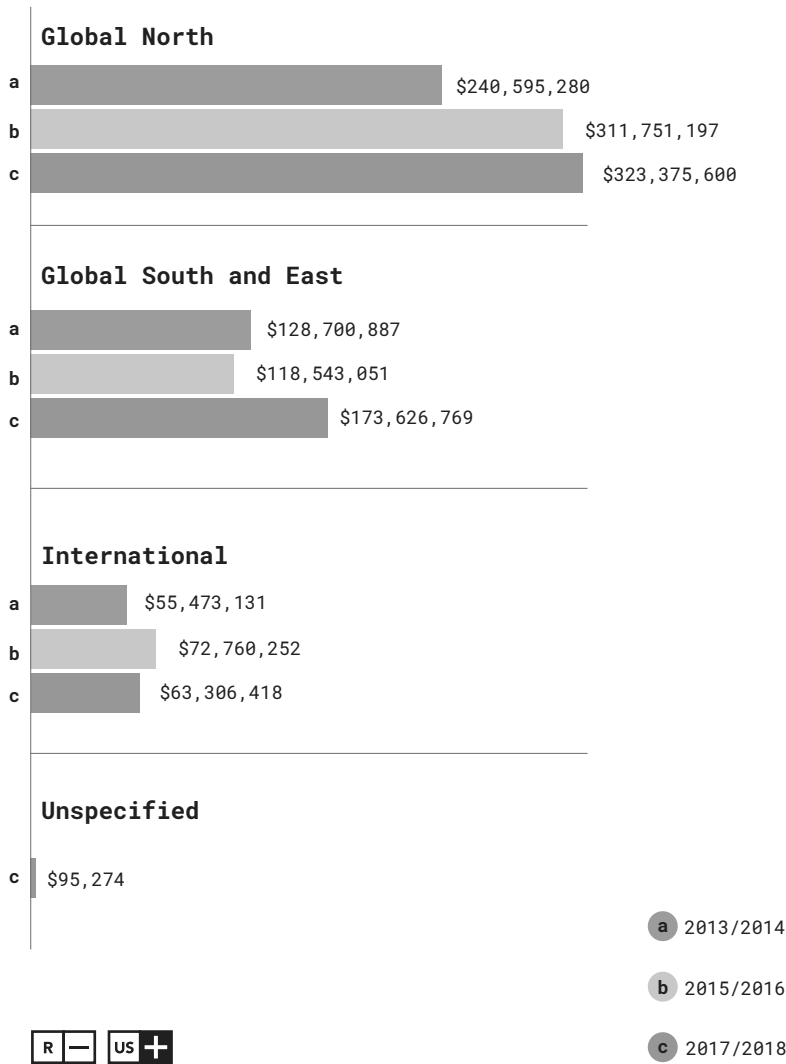
In the same period, about \$323.4 million, or 58 percent of all funding for LGBTI issues, was focused on LGBTI communities in the Global North. Of that total, the United States received \$299.1 million. Of the remainder, \$23.6 million focused on LGBTI communities in Western Europe, and \$529,694 focused on Canada. Funding for the Global North remained relatively level with the two-year period of 2015–2016, increasing by 4 percent. Within the Global North, the region of Western Europe showed a decrease of 3 percent, while the U.S. and Canada showed an increase of 4 percent.

The remaining \$63 million of funding, or 11 percent, focused on LGBTI issues at the international or global level, generally through funding to international advocacy organizations. Funding for work at the international level decreased by \$9.5 million, or 13 percent, compared to 2015–2016.¹²

Funding with an unspecified geographic focus received \$95,274 during the 2017–2018 reporting period.

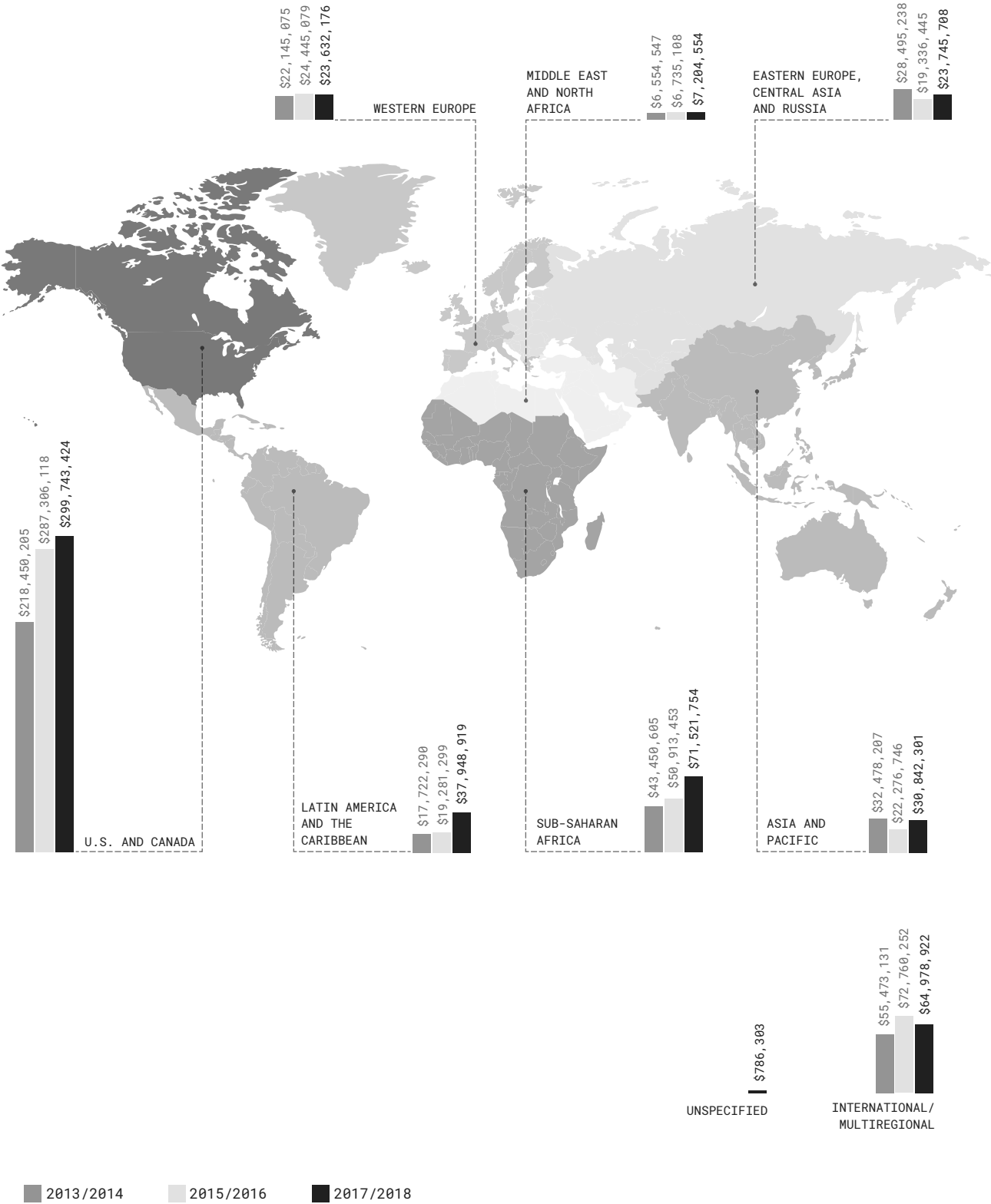
12 Readers may note differences in funding totals between the Global Focus and World Region categories. This is due to specificity of the available grant data at different levels of the taxonomy. For example, in some cases it was possible to identify a grant as having a Global Focus in the Global South and East, yet the funding was directed to multiple World Regions, and therefore coded as International/Multiregional within the World Regions taxonomy. See Appendix III for more detail on the report taxonomy.

LGBTI FUNDING, BY GLOBAL FOCUS (2013-2018)

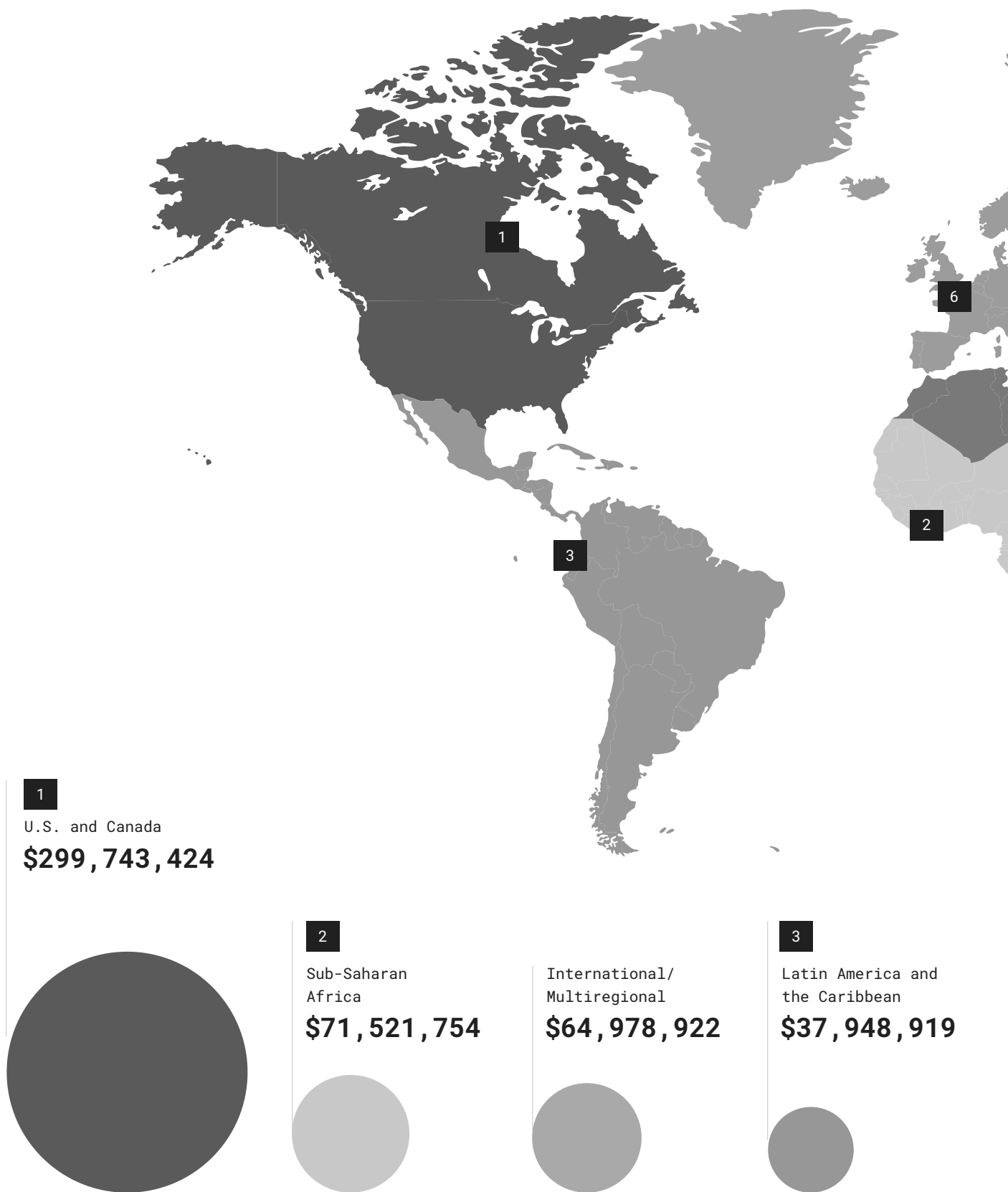


LGBTI FUNDING, BY WORLD REGION (2013-18)

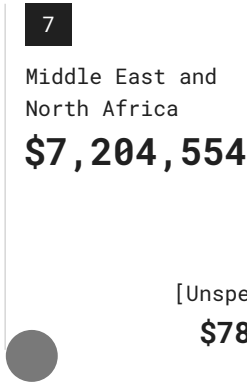

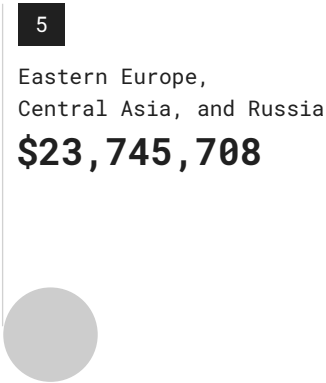
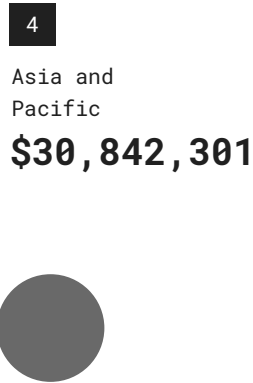
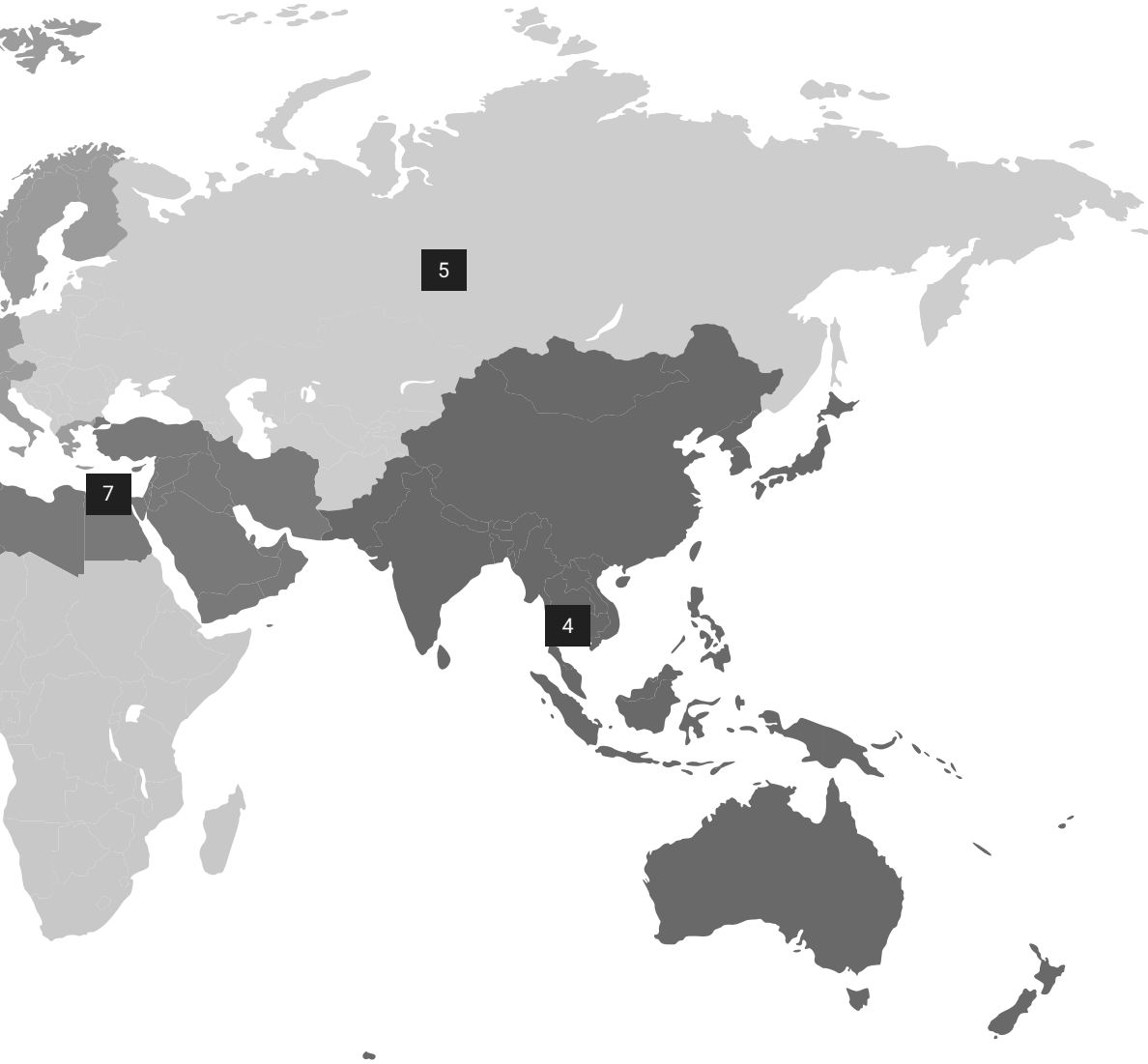
R - US +



LGBTI FUNDING, BY GEOGRAPHIC FOCUS AND WORLD REGION (2017-2018)



R – US +



Top Funders and Grant Recipients of LGBTI Funding

The top 10 foundation funders of LGBTI issues awarded \$188.3 million, or 30 percent of all LGBTI funding.¹³ The top 20 foundation funders awarded \$260.5 million, or 42 percent of the total. Of the top 20 foundation funders, 16 were based in the United States, 3 were based in Western Europe, and 1 was based in both the U.S. and the U.K.¹⁴

NOTE: Anonymous donors awarded close to \$40 million during this period. If they appeared on the list above as a single funder, they would rank as the top funder of global LGBTI issues.

¹³ In contrast to most other calculations in this report, all lists of top funders do include funds awarded for the purpose of regranteeing, in order to document the full amount of LGBTI funding flowing from (or through) each funder. The total global funding in 2017–2018 including regranteeing comes to \$618,270,310.

¹⁴ The Elton John AIDS Foundation (EJAF) U.K. and U.S. are merged in this global funding section of the chart to indicate total funding by the institution. EJAF announced in 2019 that these entities will merge; however they were two separate registered entities in 2017 and 2018. In other sections of the report, the two entities are reported separately.

TOP 20 FOUNDATION FUNDERS OF LGBTI ISSUES, BY TOTAL AMOUNT (2017–2018)

	Funder Name	Total Amount
1	Gilead Sciences	\$33,612,308
2	Arcus Foundation	\$32,012,255
3	Ford Foundation	\$20,911,300
4	Gill Foundation	\$19,392,707
5	Open Society Foundations	\$16,829,046
6	Elton John AIDS Foundation (US + UK)	\$15,432,536
7	Tides Foundation	\$14,873,828
8	M.A.C. AIDS Fund	\$11,831,927
9	Evelyn and Walter Haas, Jr. Fund	\$11,715,700
10	Foundation for a Just Society	\$11,692,500
11	Astraea Lesbian Foundation for Justice	\$9,347,886
12	National Lottery Community Fund, The	\$8,980,621
13	COC Netherlands	\$8,556,326
14	H. van Ameringen Foundation	\$8,271,500
15	Borealis Philanthropy	\$7,041,925
16	Wells Fargo	\$6,653,070
17	Hivos	\$6,528,684
18	California Endowment, The	\$6,221,011
19	Tawani Foundation	\$5,506,250
20	Horizons Foundation	\$5,112,092

TOP 20 FOUNDATION FUNDERS OF LGBTI ISSUES, BY TOTAL AMOUNT (2017–2018)

	Funder Name	Total Amount
1	Open Society Foundations	\$15,920,449
2	Arcus Foundation	\$13,633,255
3	Ford Foundation	\$12,319,300
4	Elton John AIDS Foundation (UK)	\$9,843,890
5	National Lottery Community Fund, The	\$8,980,621
6	COC Netherlands	\$8,556,326
7	Tides Foundation	\$8,360,950
8	M.A.C. AIDS Fund	\$7,026,039
9	Hivos	\$6,528,684
10	Foundation for a Just Society	\$5,895,000
11	Astraea Lesbian Foundation for Justice	\$4,732,248
12	AmplifyChange	\$3,814,721
13	American Jewish World Service	\$3,681,434
14	Sigrid Rausing Trust	\$3,443,212
15	Gilead Sciences	\$3,329,193
16	VOICE	\$2,596,212
17	Comic Relief	\$2,586,679
18	Mama Cash	\$2,443,957
19	Dreilinden	\$2,227,092
20	Baring Foundation, The	\$2,058,579



Excluding funding focused on the United States, the top 10 foundation funders of LGBTI issues awarded \$97 million, or 37 percent of the total funding outside of the United States. The top 20 foundation funders awarded \$128 million, or 49 percent of LGBTI funding outside of the United States. When funding focused on the United States is excluded, the list of the top 20 foundations is made up of 11 funders from Western Europe and 9 from the United States.

NOTE: Anonymous donors awarded over \$14 million during this period, excluding funding focused on the U.S. If they appeared on the list above as a single funder, they would rank as the number two funder of global LGBTI issues.

TOP 10 FOUNDATION FUNDERS OF LGBTI ISSUES, BY NUMBER OF GRANTS (2017–2018)

	Funder Name	# Grants
1	Horizons Foundation	792
2	Pride Foundation	677
3	Astraea Lesbian Foundation for Justice	553
4	Our Fund	510
5	Tides Foundation	438
6	Borealis Philanthropy	354
7	Trans Justice Funding Project	338
8	Wells Fargo	310
9	Strengthen Orlando - OneOrlando Fund	302
10	Stonewall Community Foundation	281

TOP 10 FOUNDATION FUNDERS OF LGBTI ISSUES, BY NUMBER OF GRANTS (2017–2018)

	Funder Name	# Grants
1	Astraea Lesbian Foundation for Justice	358
2	COC Netherlands	264
3	Open Society Foundations	172
4	American Jewish World Service	170
5	UHA EASHRI (East African Sexual Health and Rights Initiative)	147
6	National Lottery Community Fund, The	129
7	Tides Foundation	123
8	Frontline AIDS	111
9	Front Line Defenders	106
10	International Lesbian, Gay, Bisexual, Trans and Intersex Association (ILGA) - Europe	105

Donor Government and Multilateral Agency

Funding for LGBTI Issues

This report also tracks the LGBTI grantmaking of 15 donor governments and multilateral agencies. Collectively, they awarded \$108.2 million. The top 10 government and multilateral agencies supporting LGBTI issues in the form of international development efforts awarded \$106.2 million, accounting for 41 percent of all LGBTI funding to grantees based outside of the United States.¹⁵

Funding from donor governments and multilateral agencies has decreased in each iteration of this report, from \$127.4 million in 2013–2014 to \$115.8 in 2015–2016 and now \$108.2 million in 2017–2018. These decreases can be attributed in part to fluctuations in which institutions are reporting. For more information, see our Behind the Numbers section on “Which Funders Are Missing from This Report” on [page 110](#).

Donor Government Funding

Key points on how donor government funding is included in this report:

- For consistency, this report presents all LGBTI funding originating from various government departments and agencies within a country under one consolidated umbrella of their national government (e.g. Government of Norway instead of Norway Ministry of Foreign Affairs, Norway Agency for Development Cooperation, etc.). While some government funders submitted consolidated grants data for all of their agencies, in some cases government agencies individually submitted data on their LGBTI grants.
- The report includes funding from donor governments only when grants data was shared by the government itself. Some government funding may be underreported due to the absence of participation by government entities.
- **Donor government funding to support domestic programs is not included in our methodology.** Likewise, grants to intermediary funders based in-country to regrant for domestic programs are also excluded. Government funding is only included when funds are focused on countries other than their own.

The governments of Australia, Luxembourg, and New Zealand are represented in this report for the first time. An additional four governments shared grants data for the first time; however, their grants were domestically focused and therefore not included in this iteration of the report.

¹⁵ In contrast to most other calculations in this report, all lists of top funders (including this list of government and multilateral funders) do include funds awarded for the purpose of regranteeing, in order to document the full amount of LGBTI funding flowing from (or through) each funder.

Embassy Grantmaking

For the first time, this report identifies known funding from embassies as a distinct element of government support, providing a small-grants distribution mechanism for donor government grantmaking. In 2017–2018, embassies made an estimated 240 grants totaling \$32.7 million, or 30 percent of the total documented government funding

EMBASSY FUNDING (2017–2018)

	Donor Government	Estimated Embassy-based Grants
1	Government of Sweden	\$20,290,045
2	Government of The Netherlands	\$10,745,111
3	Government of Germany	\$588,601
4	Government of Norway	\$568,688
5	Government of Denmark	\$478,845

R + US +

Multilateral Agency Funding

Three multilateral agencies are included within this report’s dataset, each of which has also shared data in previous editions. The Global Fund to Fight AIDS, Tuberculosis and Malaria (the Global Fund) shared grants data with the *Global Resources Report* for the first time and is not included in the full dataset due to falling outside of the report methodology. A “Behind the

Numbers” focus section is included to share the Global Fund’s data separately, see [page 46](#).

Additionally, some previously reporting agencies confirmed that while no grants meeting the report’s methodology had been awarded in 2017–2018, they would continue to report in future editions.

**GOVERNMENT AND
MULTILATERAL FUNDERS OF
INTERNATIONAL AID FOR
LGBTI ISSUES, BY TOTAL
AMOUNT (2017-2018)**

	Government/Multilateral Name	Total Amount
1	Government of Sweden	\$30,464,863
2	Government of the United Kingdom	\$18,882,758
3	Government of The Netherlands	\$13,685,051
4	Government of Norway	\$10,435,115
5	Government of Finland	\$7,704,140
6	World Bank	\$7,221,064
7	European Commission	\$6,034,590
8	Government of Canada	\$5,018,385
9	Government of Denmark	\$4,718,030
10	UN Trust Fund to End Violence Against Women	\$2,068,186
11	Government of Germany	\$1,453,484
12	Government of France	\$264,751
13	Government of Australia	\$204,674
14	Government of New Zealand	\$41,339
15	Government of Luxembourg	\$35,357



NOTE: While some reported funding focused on HIV/AIDS was considered too broadly focused for inclusion, the report does include HIV/AIDS funding focused on LGBTI, MSM, and transgender communities. In particular, over \$5 million of the World Bank's reported total funding was for HIV prevention programming focused on men who have sex with men (MSM). If this funding were excluded, the World Bank would shift from the sixth to the tenth largest funder on the list of top donor government and multilateral agencies.

Top Recipients of LGBTI Funding

Over the two-year period of 2017–2018, over 1,600 nongovernmental organizations, nonprofit agencies, and other civil society organizations received funding for LGBTI work focused outside of the United States.

The top twenty grant recipients received 20 percent of the funding, a decrease from 31 percent in 2015–2016. The list includes nine organizations based in the Global South and East (an increase from six out of twenty in the 2015–2016 report). Additionally, half (ten) of the top twenty grant recipients are organizations focused specifically on LGBTI communities, while ten have a wider mission.

As a reminder, the following list shows the total amount funders committed over the two-year period of 2017–2018, including the full amount of any multiyear grants awarded during those years. As such, recipients receiving grants awarded for a period of three years or more may have their totals listed here exceed their total two-year operating revenue.

While the following list excludes known regranting income, ten of the top twenty global grant recipients are grantmakers.

For a list of the top grant recipients that includes funding focused on the United States, turn to [page 88](#) for a closer look at funding for the Global North or see Funders for LGBTQ Issues' 2017 and 2018 annual tracking reports documenting lesbian, gay, bisexual, transgender and queer grantmaking by U.S. foundations.¹⁶

¹⁶ See 2017 Tracking Report: Lesbian, Gay, Bisexual, Transgender, and Queer Grantmaking by U.S. Foundations at <https://lgbtfunders.org/research-item/2017-tracking-report/> and 2018 Tracking Report: Lesbian, Gay, Bisexual, Transgender and Queer Grantmaking by U.S. Foundations at <https://lgbtfunders.org/research-item/2018-tracking-report/>.

TOP 20 GRANT RECIPIENTS OF LGBTI FUNDING (2017–2018)

	Grantee Name	Total Amount	Intermediary funder	LGBTI
1	Diakonia	\$5,215,179		
2	Hivos	\$3,644,077	Y	
3	Astraea Lesbian Foundation for Justice	\$3,517,407	Y	Y
4	International Planned Parenthood Federation (IPPF)	\$3,433,673		
5	Equality and Justice Alliance	\$3,066,882		
6	African Men for Sexual Health and Rights (AMSHR)	\$3,000,000		Y
7	AIDS and Rights Alliance for Southern Africa (ARASA)	\$2,880,352		
8	SAIH - Studentenes og Akademikernes Internasjonale Hjelpfond	\$2,790,780		
9	Coalition of African Lesbians (CAL)	\$2,777,039		Y
10	International Lesbian, Gay, Bisexual, Trans and Intersex Association (ILGA) - Europe	\$2,769,847	Y	Y
11	International Lesbian, Gay, Bisexual, Trans and Intersex Association (ILGA) - World	\$2,709,983		Y
12	Ipas	\$2,421,682		
13	Initiative for Strategic Litigation in Africa (ISLA)	\$2,326,189		
14	International HIV/AIDS Alliance	\$2,268,323	Y	
15	The East Africa Sexual Health and Rights Initiative (UHAI)	\$2,125,739	Y	Y
16	OutRight Action International	\$1,977,978	Y	Y
17	All Out	\$1,861,151	Y	Y
18	Initiative Sankofa d'Afrique de l'Ouest (ISDAO)	\$1,632,065	Y	Y
19	Danish Family Planning Association (DFPA)	\$1,505,587	Y	
20	Swedish Federation for Lesbian, Gay, Bisexual, Transgender, Queer and Intersex Rights (RFSL)	\$1,499,625	Y	Y

NOTE: Anonymous grant recipients in various locations received over 1,200 grants for a total of more than \$40 million over the two-year period of 2017–2018. If they were reported as one grantee, they would be the top recipient of grant funding.

Sources of Global LGBTI Funding

Excluding funding for the United States, the increase in LGBTI funding between 2015–2016 and 2017–2018 is due to funding increases from public, private, and corporate foundations, while donor government and multilateral agency funding decreased.

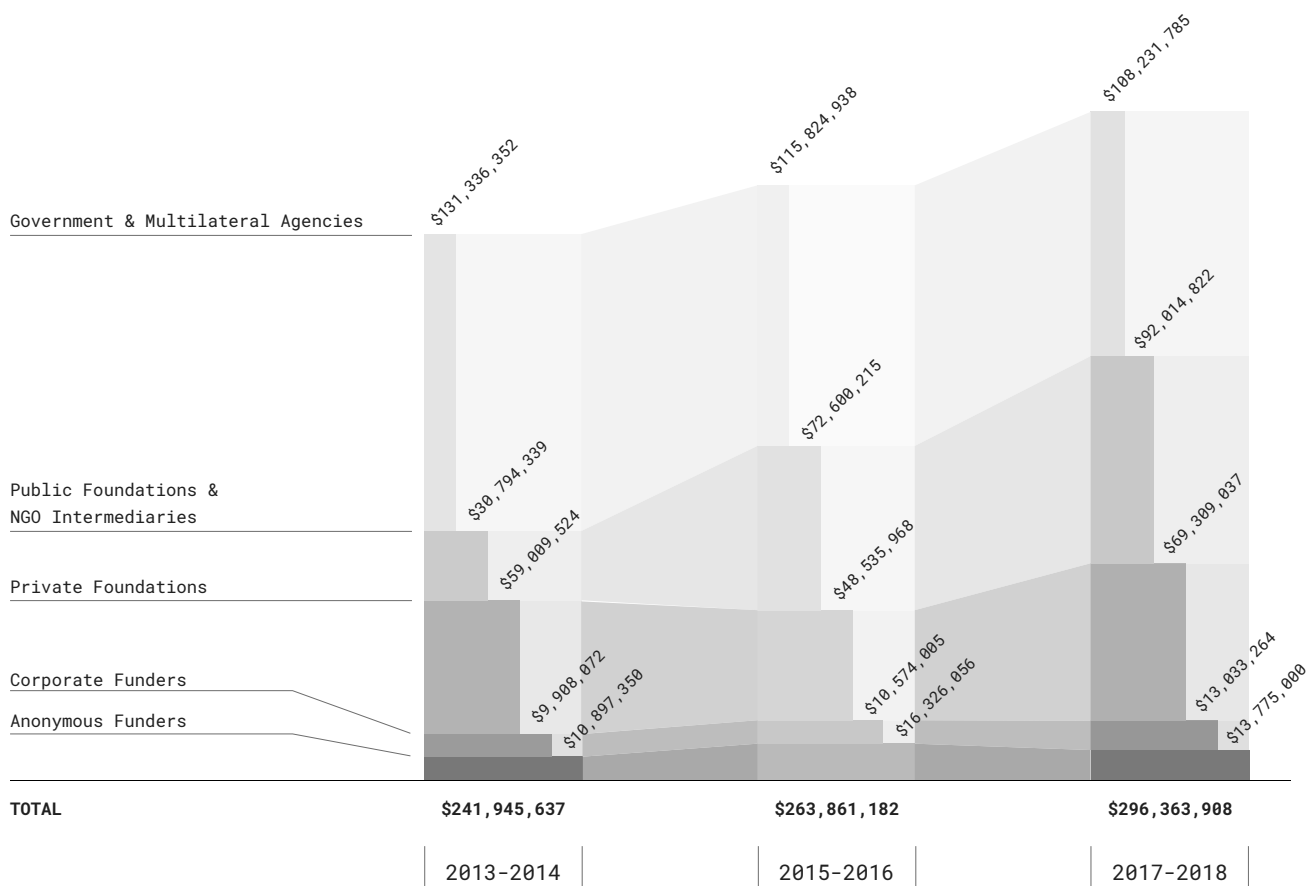
In 2017–2018, 37 percent of LGBTI funding came from donor governments and multilateral

agencies, reflecting a decrease in both percentage and total funding amount from the previous two reports. Public foundations and NGO intermediaries awarded 31 percent, an increase in both percentage and total amount. Private foundations awarded 23 percent, an increase in both percentage and total amount. Corporations maintained at 4 percent of global LGBTI funding, while showing a slight increase

in total funding amount. Funding by anonymous donors made up 5 percent of the total, a decrease in total amount as well as percentage.

SOURCES OF LGBTI FUNDING, BY FUNDER TYPE (2013-2018)¹⁷

R + US –



¹⁷ In contrast to most other calculations in this report, all lists of charts showing LGBTI Funding by Funder Type do include funds awarded for the purpose of regranting, in order to document the full amount of LGBTI funding flowing from (or through) each funder type.

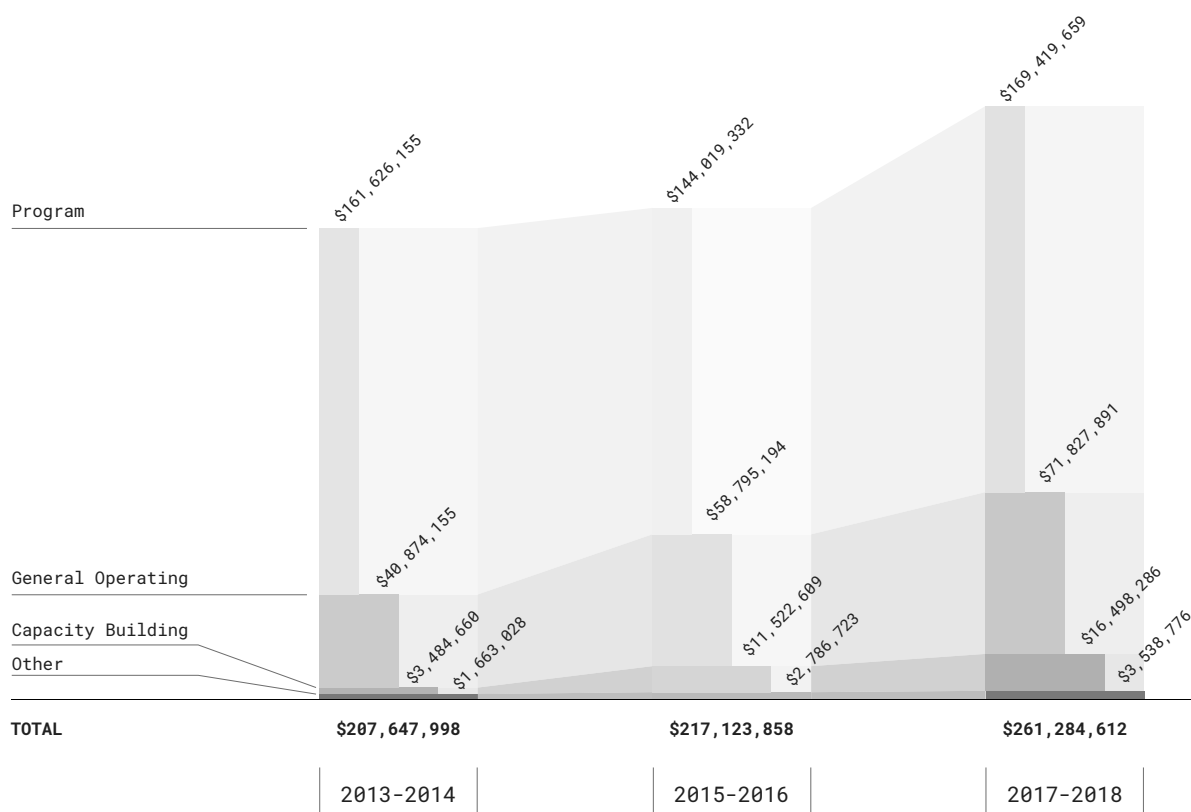
Type of Support

Excluding funding for the United States, the majority of global LGBTI funding (65 percent) was awarded in the form of program support, down from 66 percent in 2015–2016 while showing an increase in total amount. General operating support accounted for 27 percent of all global LGBTI funding, staying level with the 2015–2016 percentage while including about \$13 million in additional funds. Capacity Building

accounted for 6 percent of the total, continuing to increase slightly over time. Other types of funding totaled about 1 percent. These other types of funding included emergency funds, capital support, matching funds, prizes/awards, scholarships/fellowships, seed funding, and sponsorships.

DISTRIBUTION OF GLOBAL LGBTI FUNDING, BY TYPE OF SUPPORT

R — US —

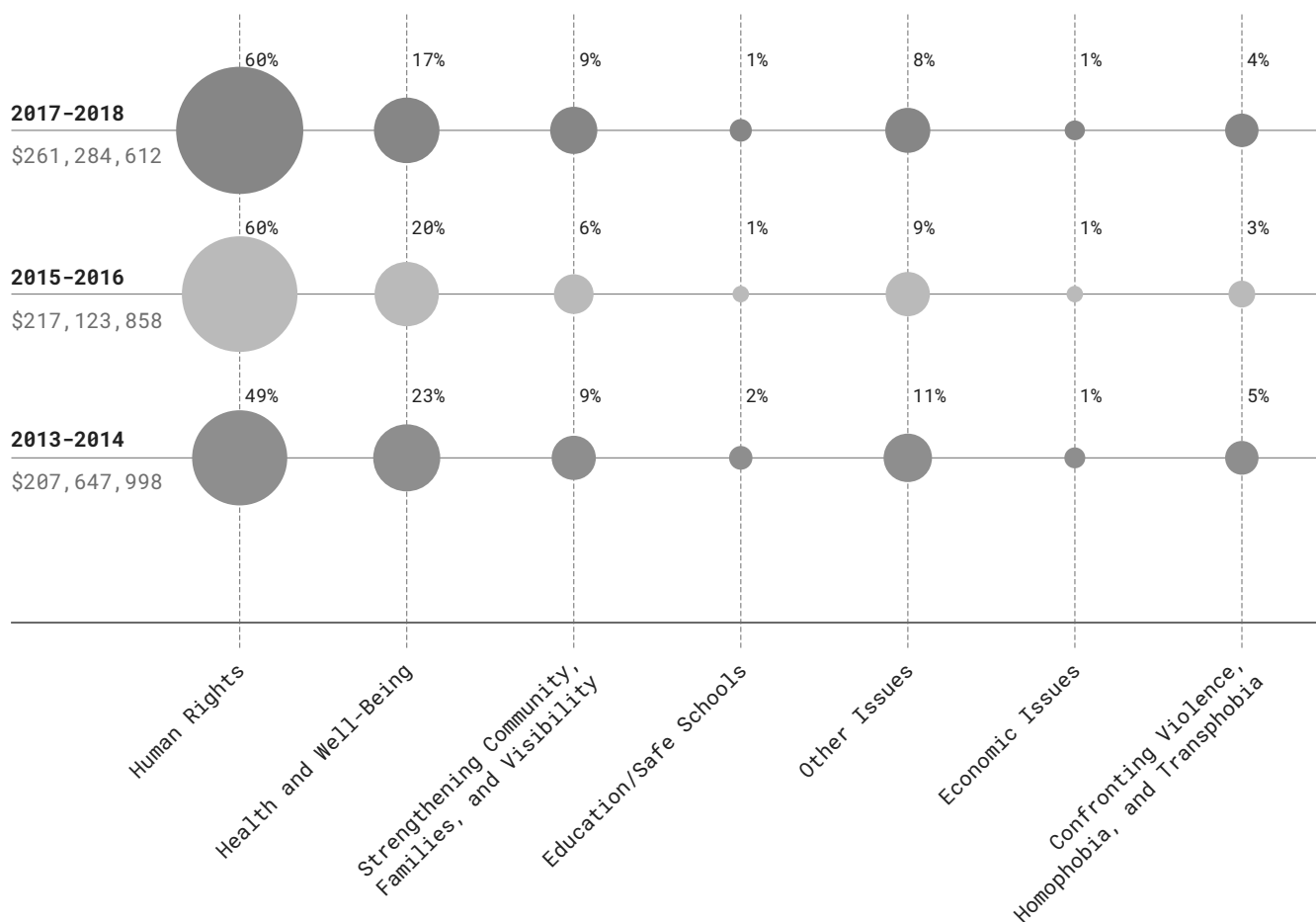


Issues Funded

Excluding funding for the United States, over the two-year period of 2017 and 2018, \$261 million was awarded to LGBTI issues outside the United States. Human Rights was again the highest funded issue area, receiving over \$157 million, or 60 percent, of this funding – an increase of total amount while a stable percentage from the previous reporting period. Health and Well-Being received over \$44 million, accounting for 17 percent of the total, showing similar funding but a slight decrease in percentage from previous years. Within the issue area of Health and Well-Being, 78 percent was directed to HIV/AIDS, a decrease from the 2015–2016 report. No other issue area totaled more than 10 percent. The full list of issues and sub-issues is included in the following table.

**DISTRIBUTION OF GLOBAL LGBTI FUNDING, BY ISSUE ADDRESSED
(2015–2018)**

R **US**



DETAILED BREAKDOWN OF ISSUES FUNDED IN LGBTI FUNDING (2015–2018)

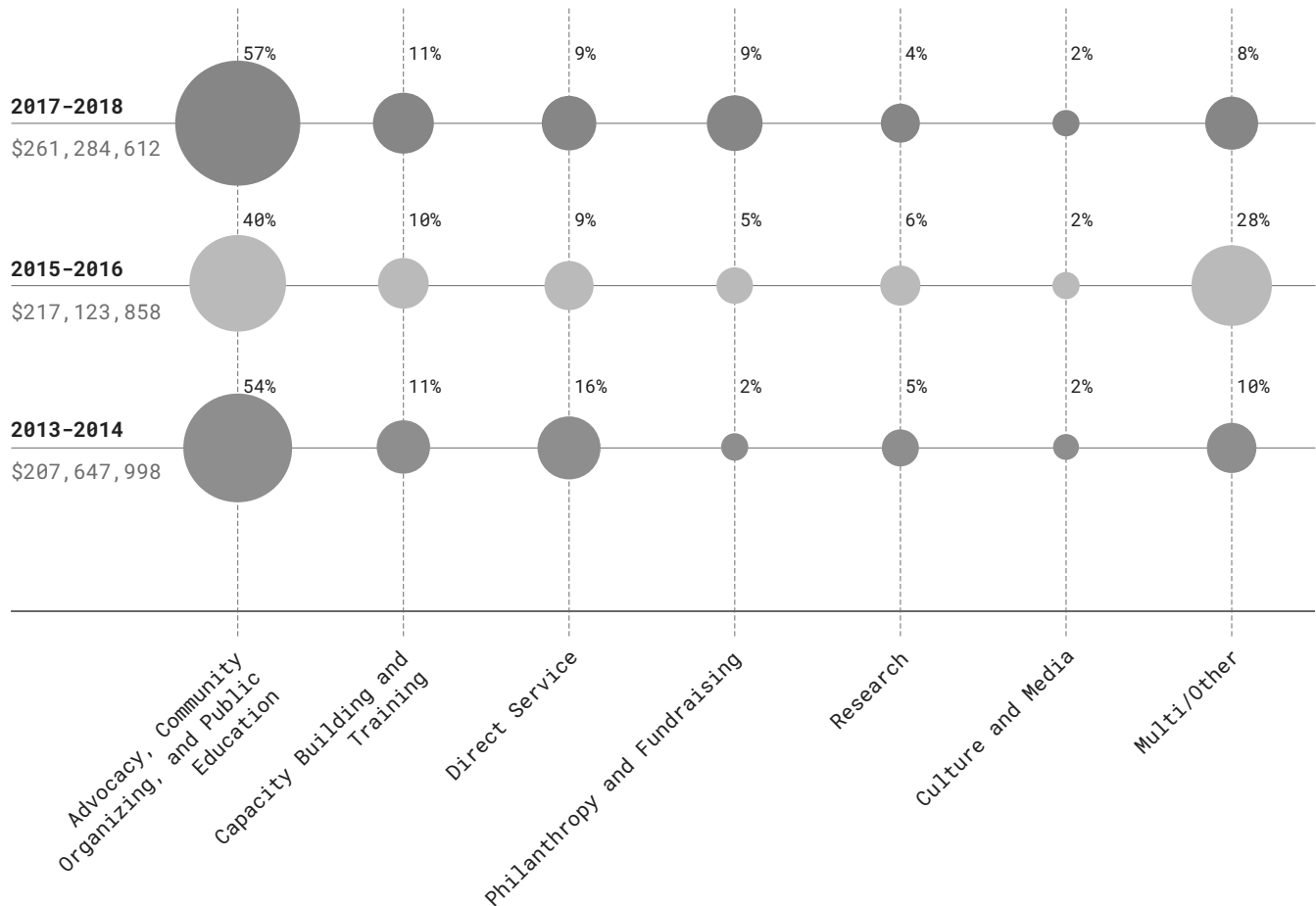
Issues/Sub-Issues	2015–2016		2017–2018	
Human Rights	\$130,578,096	60%	\$157,263,744	60%
Human Rights (General/Other)	\$107,892,372	50%	\$117,131,726	45%
Sexual and Reproductive Rights/Justice	\$7,915,589	4%	\$15,642,934	6%
Gender Identity Rights	\$8,532,354	4%	\$10,721,214	4%
Challenging Anti-LGBTQI Laws	\$1,936,094	1%	\$3,575,825	1%
Marriage/Civil Unions	\$365,506	<1%	\$3,398,827	1%
Nondiscrimination Protections	\$1,313,213	1%	\$2,795,140	1%
Intersex Rights	N/A		\$2,095,231	1%
Migration and Refugee Issues	\$1,459,829	1%	\$883,116	<1%
Decriminalization and Criminal Justice Reform	\$216,797	<1%	\$476,045	<1%
Sex Worker Rights	\$511,342	<1%	\$443,686	<1%
Religious Exemptions	\$435,000	<1%	\$100,000	<1%
Health and Well-Being	\$43,892,784	20%	\$44,669,266	17%
HIV/AIDS	\$37,524,245	17%	\$34,994,839	13%
General Health Services and Health Promotion	\$2,694,566	1%	\$5,607,926	2%
Sexual and Reproductive Health	\$233,432	<1%	\$1,900,567	1%
Mental Health, Substance Abuse, and Suicide Prevention	\$1,862,763	1%	\$1,436,020	1%
Cultural Competence and Data Collection	\$672,377	<1%	\$729,914	<1%
Cancer	\$185,400	<1%		
Insurance Coverage	\$709,017	<1%		
Primary Care	\$10,984	<1%		
Strengthening Community, Families, and Visibility	\$13,870,134	6%	\$23,008,847	9%
Community Building/Empowerment	\$5,739,104	3%	\$12,383,716	5%
Religion	\$3,766,714	2%	\$5,272,142	2%
Visibility	\$2,556,559	1%	\$3,851,677	1%
Strengthening Families	\$1,476,856	1%	\$957,130	<1%
Sports	\$330,901	<1%	\$544,182	<1%
Confronting Violence, Homophobia, and Transphobia	\$5,702,716	3%	\$10,293,360	4%
Anti-Violence	\$2,173,525	1%	\$6,938,804	3%
Homophobia, Biphobia and Transphobia	\$3,529,191	2%	\$3,354,556	1%
Education/Safe Schools	\$1,132,365	1%	\$3,621,000	1%
Safe Schools	\$609,362	<1%	\$3,332,412	1%
Education	\$523,003	<1%	\$288,588	<1%
Economic Issues	\$1,659,727	1%	\$3,045,897	1%
Labor/Employment	\$619,124	<1%	\$2,496,142	1%
Housing and Homelessness	\$1,040,603	<1%	\$549,555	<1%
Food Security			\$200	<1%
Other Issues	\$20,288,036	9%	\$19,382,498	8%
Multi-Issue	\$5,557,710	3%	\$10,591,922	4%
Philanthropy	\$2,559,054	1%	\$8,790,576	4%
Unspecified	\$12,171,272	6%		
GRAND TOTAL	\$217,123,858	100%	\$261,284,612	100%

Strategies Funded

Over the two-year period of 2017 and 2018, \$261 million was awarded to organizations advancing various strategies to empower and serve LGBTI communities outside the United States. Advocacy, Community Organizing, and Public Education was the top funded strategy, receiving over \$148 million, or 57 percent, of LGBTI funding outside the U.S.— a significant increase in percentage and total funding from the 2015–2016 report. Capacity Building and Training received \$29 million, or 11 percent, also increasing the amount and showing a slight increase in percentage compared to the previous report. No other issue area totaled more than 10 percent. The full list of strategies and sub-strategies is included in the following table.

DISTRIBUTION OF GLOBAL LGBTI FUNDING, BY STRATEGY (2015–2018)

R — US —



DETAILED BREAKDOWN OF STRATEGIES FUNDED IN LGBTI FUNDING (2015-2018)

Strategies/Substrategies	2015-2016		2017-2018	
Advocacy, Community Organizing, and Public Education	\$87,350,820	40%	\$148,159,212	57%
Advocacy	\$66,643,733	31%	\$114,300,313	44%
Community Organizing	\$8,143,783	4%	\$16,552,178	6%
Intergovernmental Advocacy	\$1,264,244	1%	\$3,958,583	2%
Litigation	\$3,083,166	1%	\$4,637,055	2%
Public Education	\$8,215,894	4%	\$8,711,083	3%
Capacity Building and Training	\$21,546,370	10%	\$28,959,173	11%
Conferences/Seminars/Travel Grants	\$2,431,130	1%	\$2,901,913	1%
Leadership Development	\$2,441,621	1%	\$2,431,678	1%
Organizational Capacity Building	\$12,507,118	6%	\$18,576,701	7%
Training/Technical Assistance	\$4,166,501	2%	\$5,048,882	2%
Culture and Media	\$5,198,253	2%	\$4,548,078	2%
Culture	\$3,128,850	1%	\$2,849,038	1%
Electronic Media/Online Services	\$1,590,452	1%	\$668,611	<1%
Film/Video/Radio	\$478,951	<1%	\$1,030,429	<1%
Direct Service	\$20,126,287	9%	\$22,936,643	9%
Direct Service	\$20,126,287	9%	\$22,936,643	9%
Philanthropy and Fundraising	\$10,226,463	5%	\$24,205,937	9%
Fundraising Event	\$51,163	<1%	\$138,275	<1%
Philanthropy	\$10,175,300	5%	\$24,067,662	9%
Research	\$12,937,724	6%	\$10,797,071	4%
Curriculum Development	\$107,446	<1%		<1%
Publications	\$218,922	<1%	\$90,517	<1%
Research	\$12,611,356	6%	\$10,706,554	4%
Multi/Other	\$59,737,941	28%	\$21,678,498	8%
Multi-Strategy	\$55,757,757	26%	\$15,044,591	6%
Other	\$3,980,184	2%	\$6,633,907	3%
GRAND TOTAL	\$217,123,858	100%	\$261,284,612	100%

POPULATION FOCUS

The vast majority of grants awarded to LGBTI issues outside the United States did not focus on a specific LGBTI population. These grants, totaling over \$193 million, or 74 percent of the total funding outside of the U.S., were designated broadly to serve “LGBTI people” or otherwise marked as unspecified. For these broad LGBTI grants, there is no accurate way to estimate how these grants reached specific populations within the LGBTI community or focused on their unique needs.

In comparison, the following section examines funding that is designated for distinct sections of the LGBTI community and highlights funding that was explicitly focused on LGBTI populations outside of the United States.

\$193 million

74%

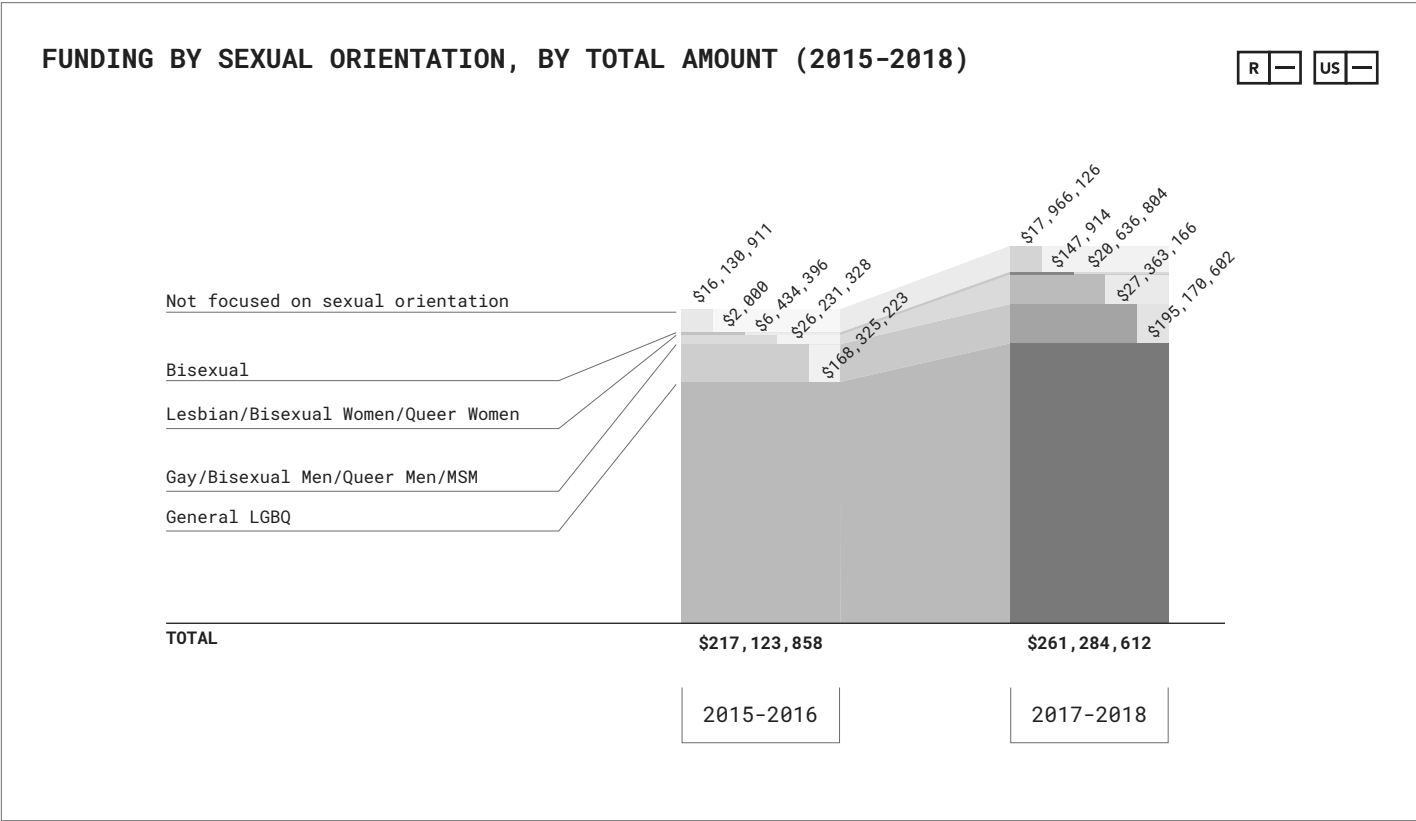
of total funding outside the U.S.

**for general
LGBTI grants**

Funding by Sexual Orientation

Over the two-year period of 2017 and 2018, funding outside the United States that specifically focused on the unique needs of Gay and Bisexual Men, Queer Men, and Men who Have Sex with Men (MSM) totaled over \$27 million, or 10 percent, showing an increase in total funds while a decrease in percentage compared to the 2015–2016 report. Funding focused on Lesbian, Bisexual, and Queer Women totaled \$20.6 million, or 8 percent of LGBTI funding, a significant increase in both total funds and percentage. Projects focused on the specific needs of Bisexual communities again received less than 1 percent of the total funding.

Much of the population-focused funding by sexual orientation was highly concentrated on specific issues, strategies, or geographies. The majority of funding for Gay and Bisexual Men, Queer Men, and Men who Have Sex with Men (MSM) was devoted to HIV/AIDS, accounting for 89 percent of funding to this community, similar to previous years. The top funding issue for Lesbian, Bisexual, and Queer Women was again General Human Rights (at 39 percent), showing an increase in total amount, but a decrease in percentage.

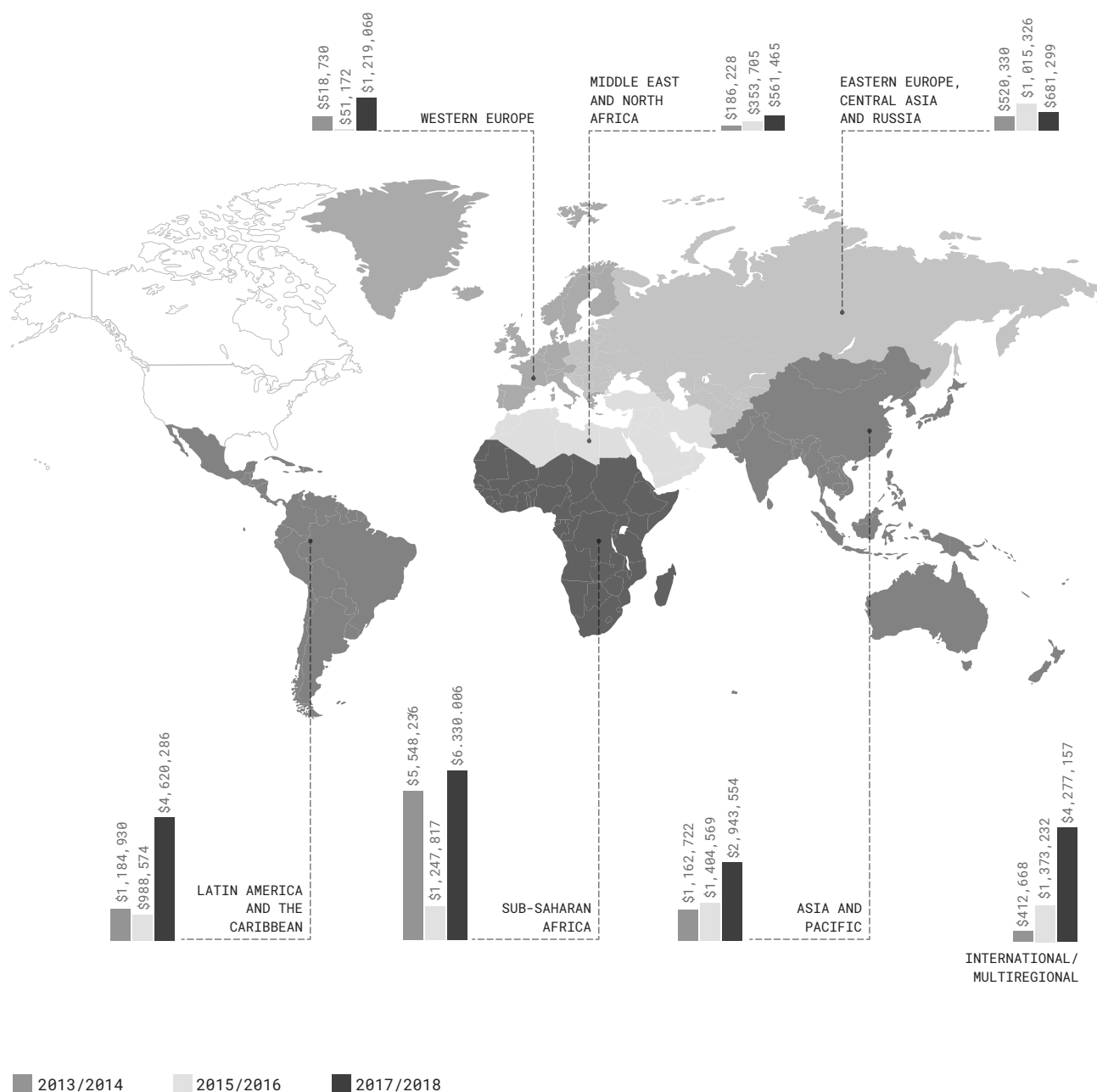


Funding for Lesbian, Bisexual, and Queer (LBQ) Women

R — US —

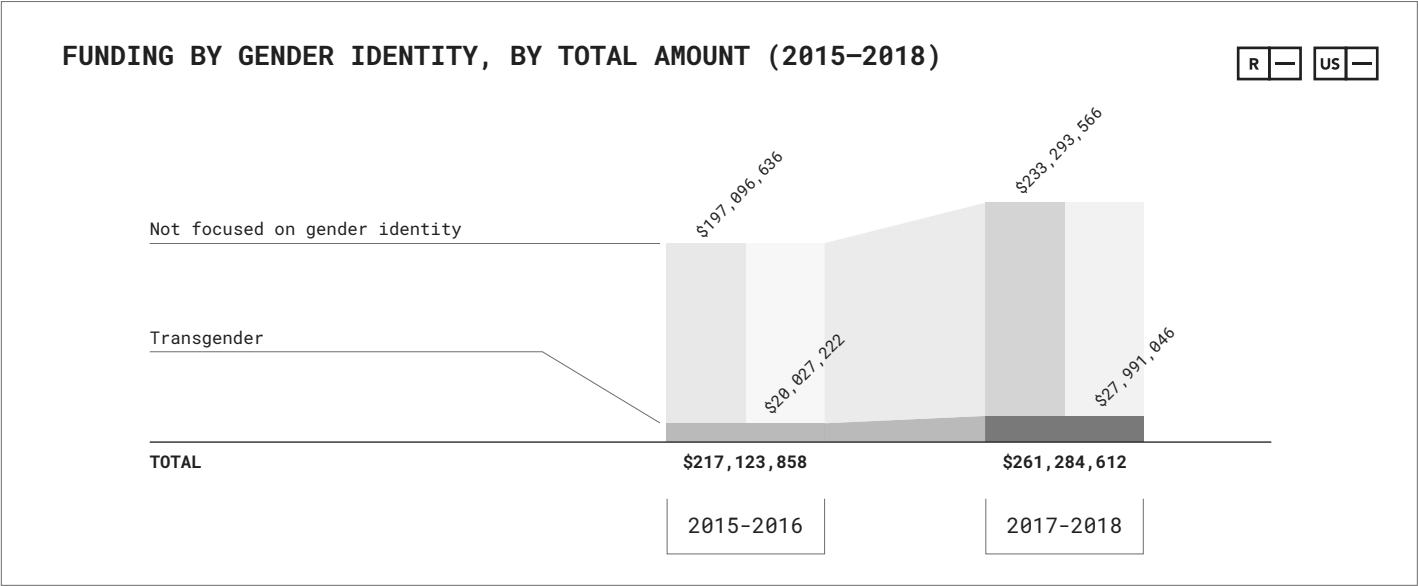
The 2017–2018 reporting period documented over \$20.6 million in funding specifically focused on lesbian, bisexual, and queer (LBQ women), or about 8 percent of all funding focused outside of the U.S. for LGBTI issues in that two-year period. This reflects a tripling of the grant total amount from the previous report, and increases the LBQ percentage of total LGBTI funding from 3 percent in 2015–2016.

Breakout by Region (2013–2018)



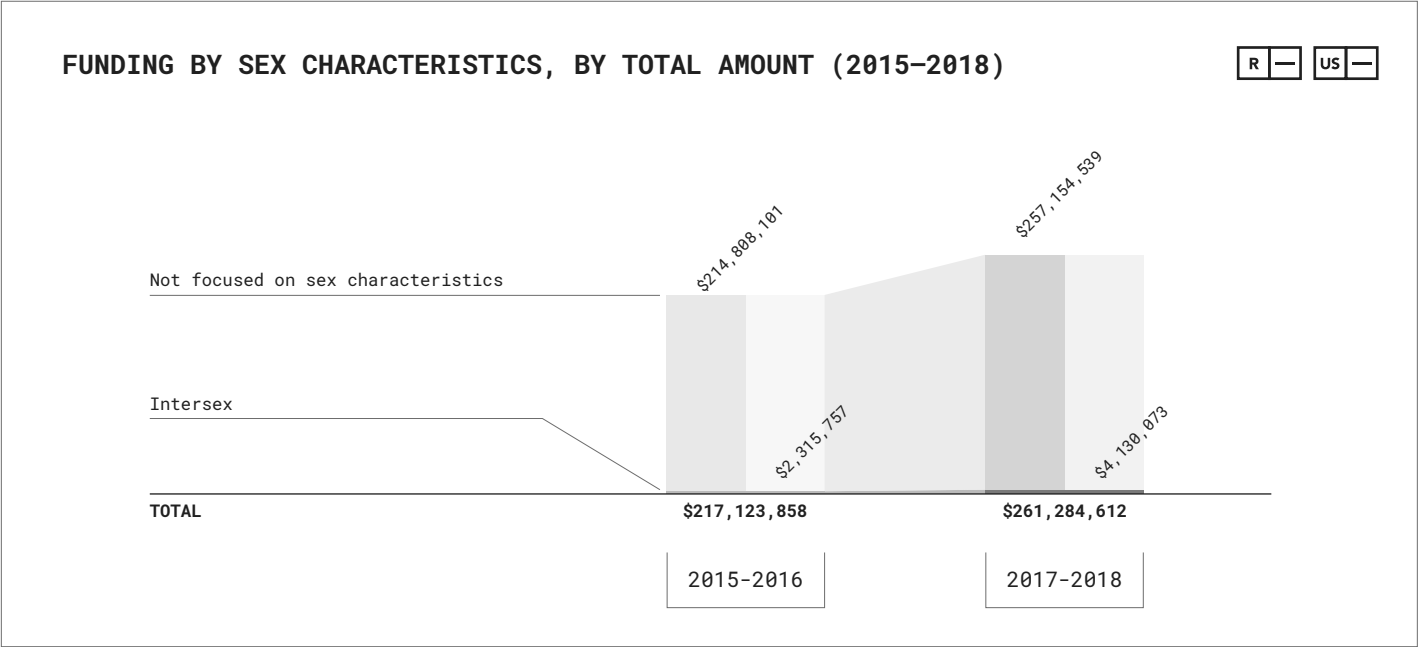
Funding by Gender Identity

Over the two-year period of 2017–2018, funding outside the United States specifically focused on transgender, genderqueer, and non-binary communities totaled \$28 million—representing 11 percent of all funding for LGBTI issues. This represents a slight increase in total funds, and a slight percentage increase from the two-year period of 2015–2016.



Funding by Sex Characteristics

Funding with a specific focus on Intersex communities outside the United States totaled over \$4 million in 2017–2018, or 2 percent of the total LGBTI funding, representing a 78 percent increase in total funds and an increase from 1 percent shown in 2015–2016.



BEHIND THE NUMBERS

The Global Fund to Fight AIDS, Tuberculosis and Malaria

The Global Fund to Fight AIDS, Tuberculosis and Malaria (the Global Fund) shared grants data for the first time in this report, with a total estimated investment of \$108.5 million in HIV programs for gay men and other men who have sex with men (MSM) and for trans communities. This data was reported by country focus and split to indicate focus on either gay/MSM or trans populations.

\$108.5 M
in HIV programs

This dataset has not been incorporated into the overall grants data reflected throughout the report; however, it is shared here as a special focus section with additional context.

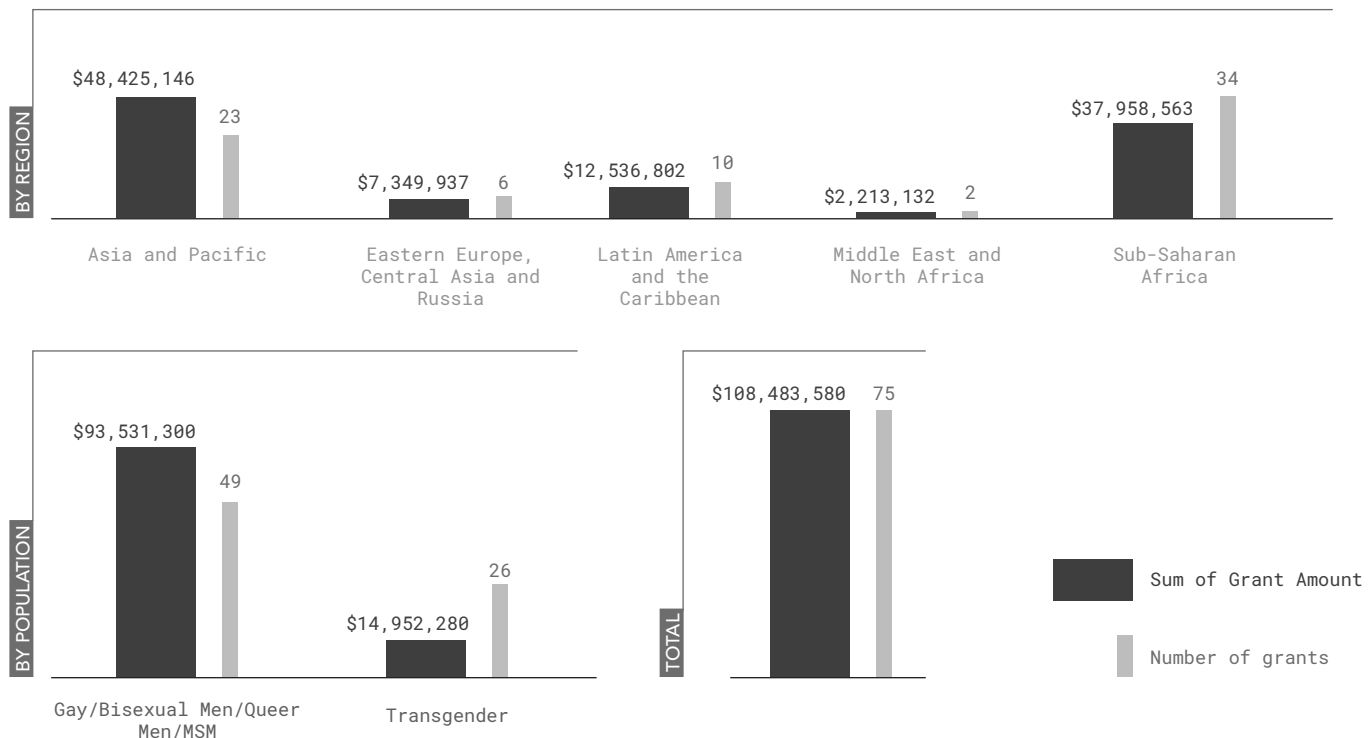
While this data is informative, it is not consistent with our overall reporting methodology. No grant details were shared beyond the disaggregation by country and by MSM or trans focus. Therefore, it was not possible to exactly determine what interventions and which types of organizations were funded through the amounts provided by the Global Fund. The Global Fund supports national responses to HIV, including large-scale investments in service delivery and health system strengthening. These are included in the estimated total of \$108.5 million, which at almost 1/5th the size of the total reported global LGBTI funding over two years would skew the funding levels that are documented in this report. The Global Fund does provide funding for human-rights based interventions that are included within the types of

grants documented within this report, but without disaggregated data based on intervention and type of organization funded, it is not possible to include these in the overall *Global Resources Report* dataset.¹⁸

However, the Global Fund data is shared here in a focus section in order to increase visibility into the larger mechanisms of HIV funding focused on LGBTI communities.

¹⁸ The Global Fund awards grants in a staggered model with three-year implementation periods, and the grants reflected here are limited to those approved within calendar year 2017. Approximately 50 percent of countries receiving funding from the Global Fund were not eligible for funding within this cycle, and they are therefore not reflected in the data.

Global Fund Numbers



How is HIV/AIDS funding included in the *Global Resources Report*?

Excluding funding focused on the United States, this report documents about \$35 million in LGBTI funding with the sub-issue area of HIV/AIDS in 2017–2018 and about \$38 million in LGBTI funding focused on the population group of people living with HIV/AIDS (PLWHA) in the same time period.

Noting that this report does not document domestic government funding, the World Bank dataset is the largest by far, with over \$5 million reported. The World Bank reports global HIV funding with a focus on MSM, with no aggregation by region or country. This data is included in the full set within this report, in alignment with the 2015–2016 *Global Resources Report*.

Funders Concerned About AIDS (FCAA) provides an annual report on *Philanthropic Support to Address HIV/AIDS* that offers a detailed landscape analysis of HIV-related foundation funding from philanthropic organizations around the globe, which can be used to further contextualize HIV/AIDS funding documented in this report.¹⁹

¹⁹ See FCAA publications *Philanthropic Support to Address HIV/AIDS in 2017* at https://www.fcaids.org/wp-content/uploads/2018/11/FCAA_2017RT_FINsingles.pdf and *Philanthropic Support to Address HIV/AIDS in 2018* at <https://www.fcaids.org/wp-content/uploads/2020/02/Philanthropic-Support-to-Address-HIV/AIDS-in-2018-web-version-2.0.pdf>

Funding for LGBTI Issues in the Global South and East

Over the two-year period of 2017–2018, 135 foundations, corporations, intermediaries, donor governments, and multilateral agencies awarded 3,196 grants totaling \$173.6 million for LGBTI issues in the Global South and East. For the purposes of this report, the Global South and East is defined to encompass Asia and the Pacific; Eastern Europe, Central Asia, and Russia; Latin America and the Caribbean; the Middle East and North Africa; and Sub-Saharan Africa. These regions include most of the world’s lower-income and middle-income countries as well as a small number of higher-income countries.

3,196

Grants

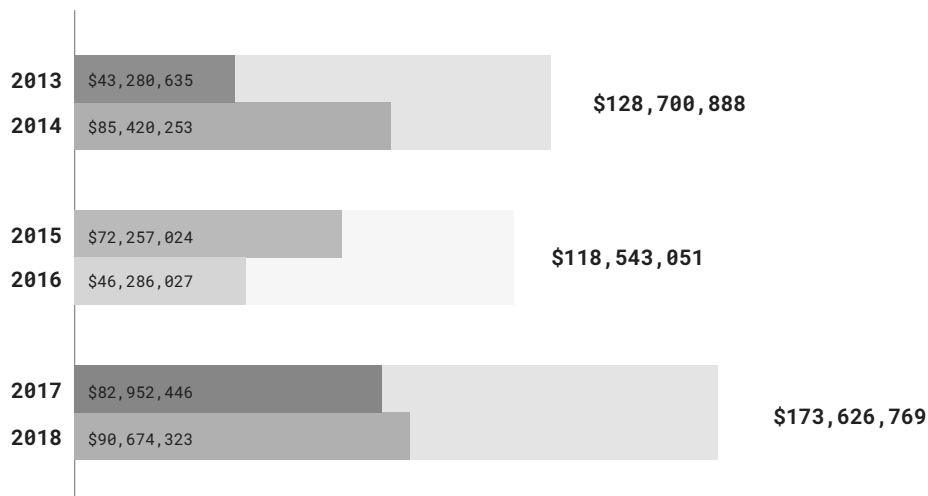
\$173.6 million

Funds

+46%

Compared to the last reporting period, funding for LGBTI issues in the Global South and East grew by over \$55 million, or 46 percent. Funding for LGBTI issues in the Global South and East has fluctuated considerably over the six years of the dataset, in part due to the impact of large multiyear grants that are counted in the year awarded.

FUNDING FOR LGBTI ISSUES IN THE GLOBAL SOUTH AND EAST, BY YEAR



Top Funders and Grant Recipients of LGBTI Funding for the Global South and East

The top 10 funders of LGBTI issues for grants focused on the Global South and East awarded \$106.6 million, or 53 percent of the total, decreasing only slightly from 54 percent in the previous report while increasing total funding.²⁰ Five of the top ten funders were foundations or intermediaries, and the remaining five were governments or multilateral organizations. All of the top ten funders were based in the Global North.

TOP 10 LGBTI FUNDERS FOR THE GLOBAL SOUTH AND EAST, BY TOTAL AMOUNT (2017–2018)

	Funder Name	Total Amount
1	Government of Sweden	\$21,069,875
2	Government of the United Kingdom	\$15,593,496
3	Government of The Netherlands	\$12,200,843
4	Open Society Foundations	\$11,196,649
5	Ford Foundation	\$10,709,300
6	COC Netherlands	\$8,556,326
7	Government of Norway	\$7,789,533
8	Elton John AIDS Foundation (UK)	\$7,216,579
9	Hivos	\$6,528,684
10	European Commission	\$5,806,352



NOTE: Anonymous donors awarded a total of \$7.2 million during this period. If they appeared on the list above as a single funder, they would rank as the ninth largest funder of LGBTI issues in the Global South and East.

20 In contrast to most other calculations in this report, all lists of top funders do include funds awarded for the purpose of regranting, in order to document the full amount of LGBTI funding flowing from (or through) each funder. The total funding in 2017–2018 focused on the Global South and East including regranting comes to \$200,985,874

The top ten grant recipients of LGBTI funding for the Global South and East received a total of \$31 million, or 18 percent of the total, showing a decrease from 21 percent in the previous report while an increase in total funding.

These totals include the full amount of any multiyear grants awarded over the two-year period of 2017–2018. Most of the top recipients received grants awarded for a period of three years or more. As such, the totals listed may exceed their total two-year operating revenue for 2017–2018.

While the list below excludes known regranting, three of the top ten grant recipients are also funders.

TOP 10 RECIPIENTS OF LGBTI FUNDING FOR THE GLOBAL SOUTH AND EAST (2017–2018)

	Grantee Name	Total Amount	Intermediary funder
1	Diakonia	\$5,215,179	
2	UNFPA	\$4,573,585	
3	Hivos	\$3,644,077	Y
4	African Men for Sexual Health and Rights (AMSHER)	\$3,000,000	
5	AIDS and Rights Alliance for Southern Africa (ARASA)	\$2,880,352	
6	SAIH - Studentenes og Akademikernes Internasjonale Hjelpesfond	\$2,790,780	
7	Coalition of African Lesbians (CAL)	\$2,777,039	
8	Council of Europe	\$2,352,480	Y
9	Initiative for Strategic Litigation in Africa (ISLA)	\$2,326,189	
10	The East Africa Sexual Health and Rights Initiative (UHAI)	\$2,125,739	Y

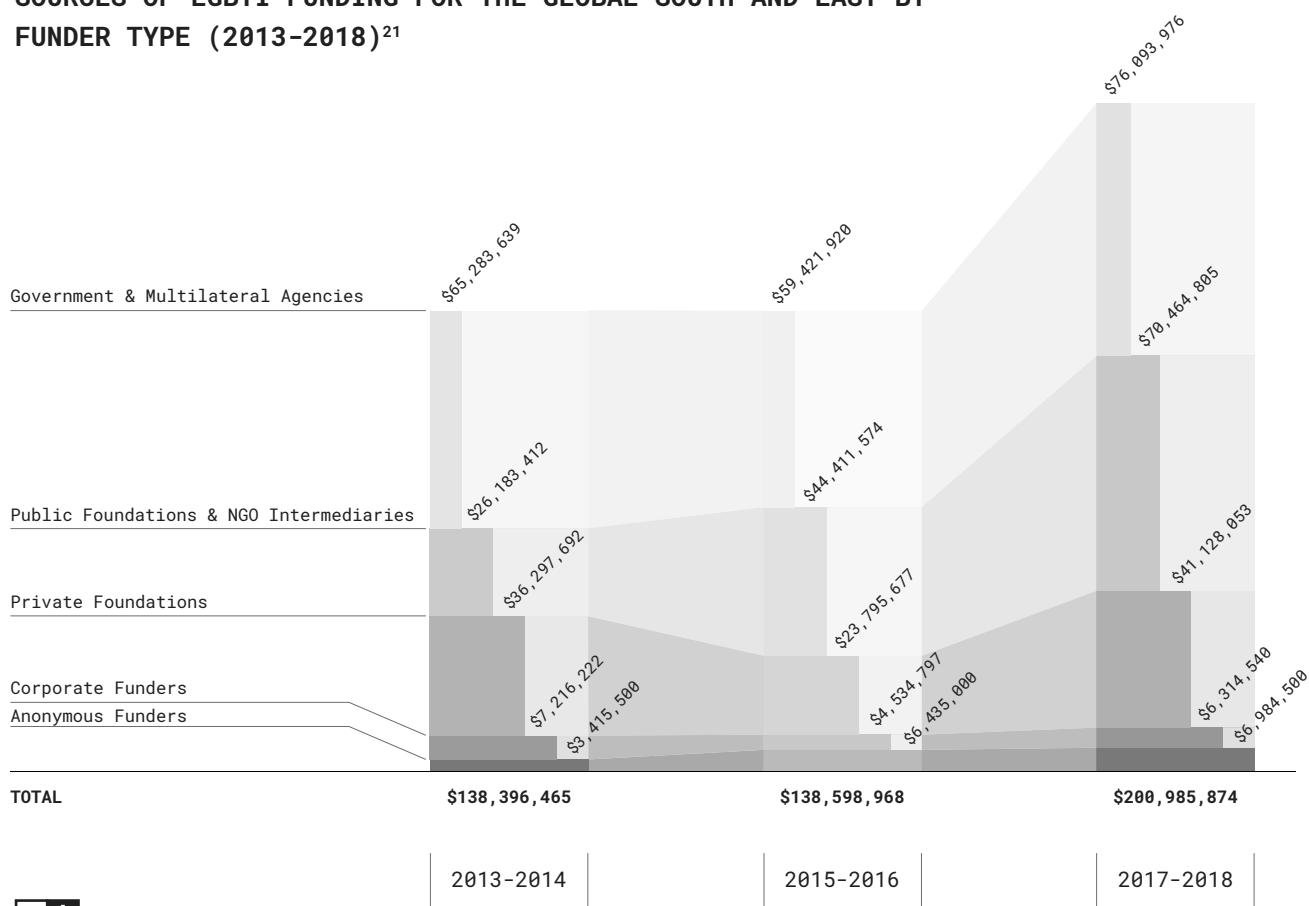


NOTE: Anonymous grantees based in various locations received over 11,000 grants totaling over \$33 million during the two-year period of 2017–2018.

Sources of LGBTI Funding for the Global South and East

During the two-year period of 2017–2018, the largest amount (38 percent) of LGBTI funding for the Global South and East was awarded by donor government and multilateral agencies. Significant funding was also provided by public foundations and intermediaries (35 percent) and private foundations (20 percent).

SOURCES OF LGBTI FUNDING FOR THE GLOBAL SOUTH AND EAST BY FUNDER TYPE (2013–2018)²¹

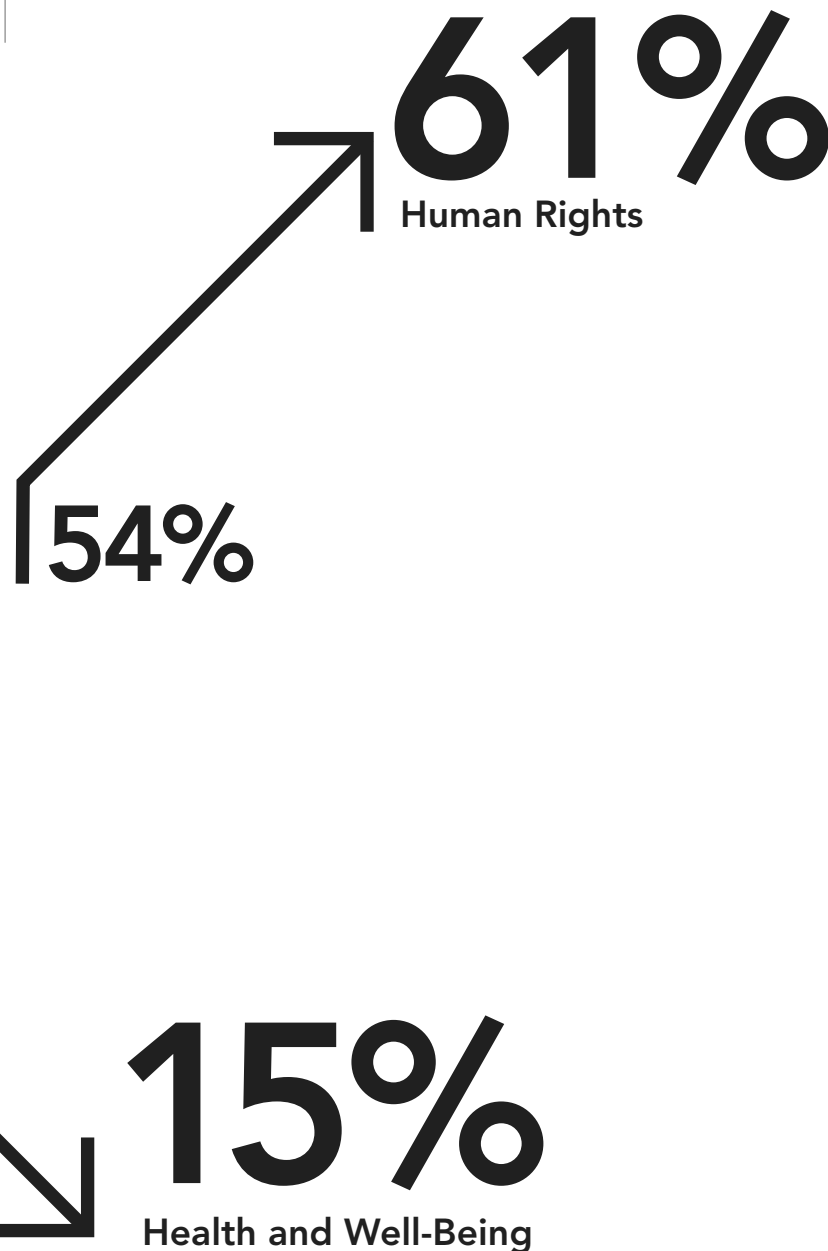


²¹ In contrast to most other calculations in this report, all lists of charts showing LGBTI Funding by Funder Type do include funds awarded for the purpose of regranting, in order to document the full amount of LGBTI funding flowing from (or through) each funder type.

Issues Addressed by LGBTI Funding for the Global South and East

During the two-year period of 2017–2018, the largest amount (61 percent) of LGBTI funding for the Global South and East was focused on advancing human rights—a significant increase in percentage and total funding from 2015–2016, when human rights also represented a majority of funding. The second most-funded issue was health and well-being, which made up 15 percent of funding for the Global South and East, representing a significant drop in total funding and percentage from 2015–2016. The

overwhelming majority, 81 percent, of LGBTI health funding for the Global South and East was again focused on HIV/AIDS; however, this represented a sub-issue funding decrease in amount and percentage compared to 2015–2016.



26%

DETAILED BREAKDOWN OF ISSUES FUNDED IN LGBTI FUNDING (2015–2018)



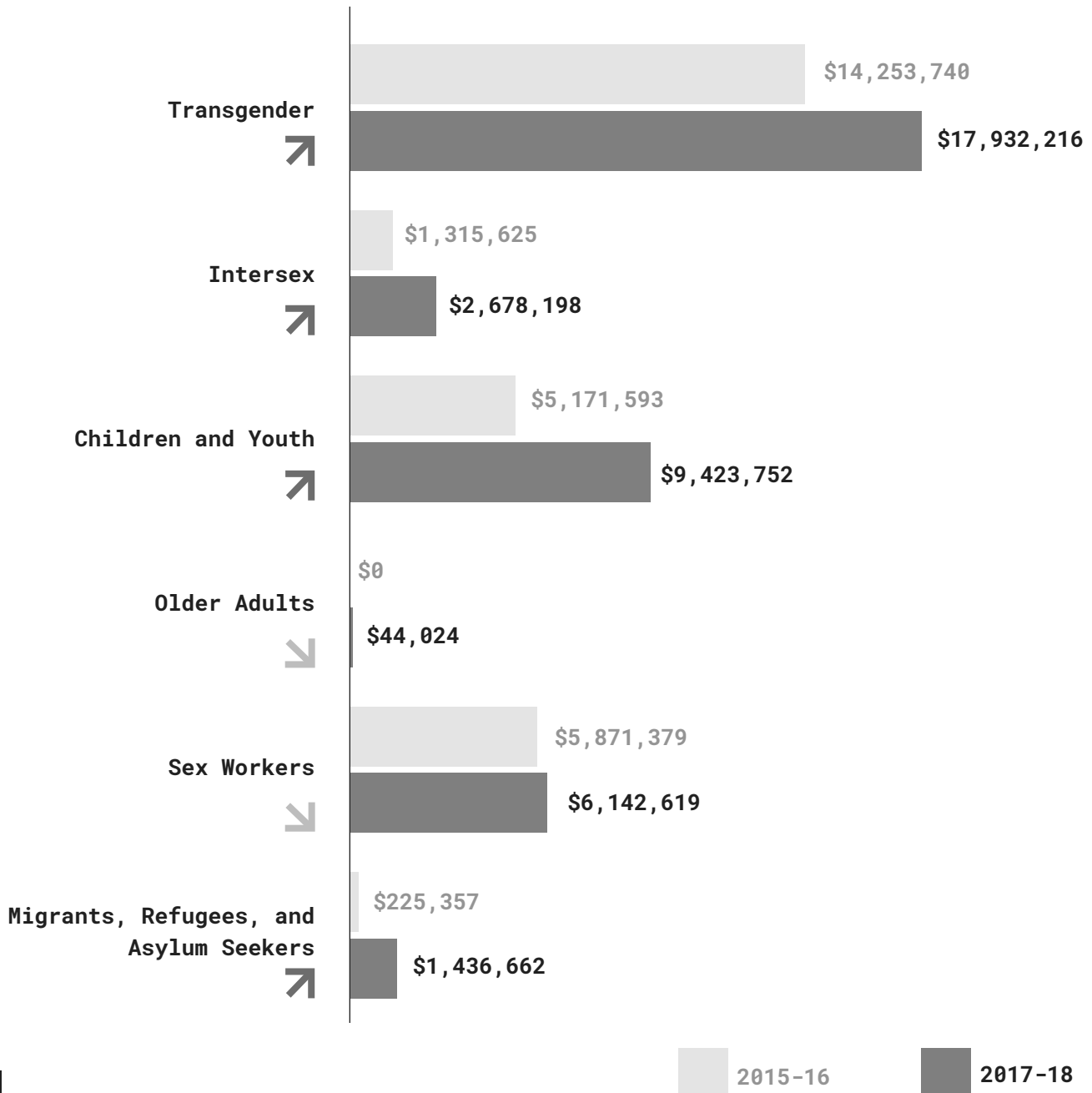
Issues/Sub-Issues	2015–2016		2017–2018	
Human Rights	\$63,596,656	53%	\$105,242,737	61%
Challenging Anti-LGBTQI Laws	\$1,176,094	1%	\$2,774,744	2%
Decriminalization and Criminal Justice Reform	\$210,170	<1%	\$331,045	<1%
Gender Identity Rights	\$5,211,886	4%	\$7,198,581	4%
Human Rights (General/Other)	\$52,678,366	44%	\$75,411,924	43%
Intersex Rights	N/A		\$1,270,570	1%
Marriage/Civil Unions	\$350,506	<1%	\$2,795,233	2%
Migration and Refugee Issues	\$411,508	<1%	\$172,753	<1%
Nondiscrimination Protections	\$1,163,213	1%	\$2,745,140	2%
Sexual and Reproductive Rights/Justice	\$2,008,571	2%	\$12,099,061	7%
Sex Worker Rights	\$386,342	<1%	\$443,686	<1%
Health and Well-Being	\$30,291,131	26%	\$25,200,270	15%
Cancer	\$172,246	<1%		
Cultural Competence and Data Collection	\$270,403	<1%	\$511,120	<1%
General Health Services and Health Promotion	\$2,077,164	2%	\$2,082,370	1%
HIV/AIDS	\$27,473,218	23%	\$20,392,695	12%
Insurance Coverage	\$9,017	<1%		
Mental Health, Substance Abuse, and Suicide Prevention	\$110,666	<1%	\$396,844	<1%
Primary Care	\$10,984	<1%		
Sexual and Reproductive Health	\$167,432	<1%	\$1,817,242	1%
Strengthening Community, Families, and Visibility	\$7,240,950	6%	\$13,794,750	8%
Community Building/Empowerment	\$2,282,708	4%	\$7,094,776	4%
Religion	\$2,620,532	1%	\$3,650,914	2%
Sports	\$37,775	<1%	\$159,761	<1%
Strengthening Families	\$186,422	<1%	\$418,322	<1%
Visibility	\$2,113,513	2%	\$2,470,977	1%
Confronting Violence, Homophobia, and Transphobia	\$3,314,806	3%	\$7,776,156	4%
Anti-Violence	\$960,163	1%	\$6,220,812	4%
Homophobia, Biphobia and Transphobia	\$2,354,643	2%	\$1,555,345	1%
Education/Safe Schools	\$930,014	1%	\$3,360,080	2%
Education	\$370,611	<1%	\$224,588	<1%
Safe Schools	\$559,403	<1%	\$3,135,491	2%
Economic Issues	\$496,923	<1%	\$2,515,961	1%
Housing and Homelessness	\$351,549	<1%	\$198,337	<1%
Labor/Employment	\$145,374	<1%	\$2,317,624	1%
Other Issues	\$12,672,571	11%	\$15,736,815	9%
Multi-Issue	\$2,144,429	2%	\$9,990,135	6%
Philanthropy	\$1,694,253	1%	\$5,746,680	3%
Unspecified	\$8,833,889	7%		
TOTAL	\$118,543,051	100%	\$173,626,769	100%

Population Focus of LGBTI

Funding for the

Global South and East

As with LGBTI funding overall, the vast majority of LGBTI funding for the Global South and East did not focus on any specific subpopulation. Looking at this report's "spotlight" population groups, funding in the Global South and East increased for each group in 2017–2018 compared to 2015–2016. The biggest reported increase was funding for Migrants, Refugees, and Asylum Seekers, which rose by over 600 percent compared to 2015–2016 to a total of \$1.4 million in 2017–2018. Grants increased for work focused on Intersex communities by over 200 percent, for Children and Youth by 82 percent, for Transgender communities by 26 percent, and for Sex Workers by 5 percent. A small amount of funding was documented for Older Adults, which had not been present in the previous report

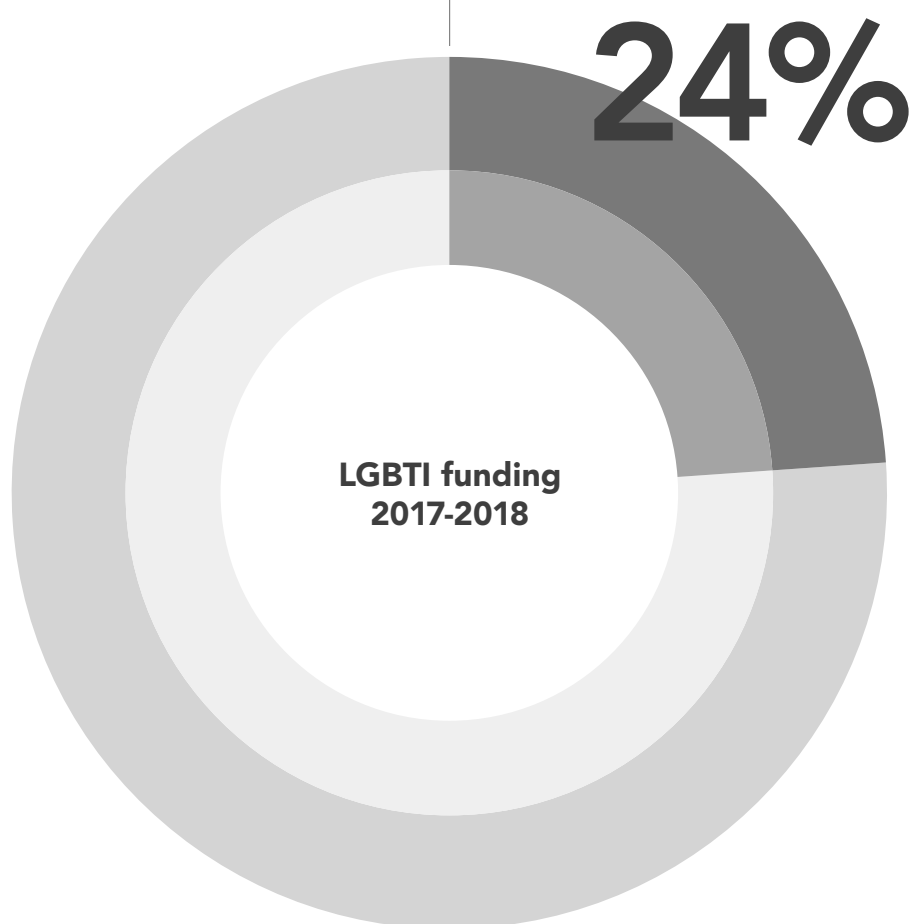
**LGBTI FUNDING FOR THE GLOBAL SOUTH AND EAST, BY
POPULATION FOCUS (2015–2018)**


BEHIND THE NUMBERS

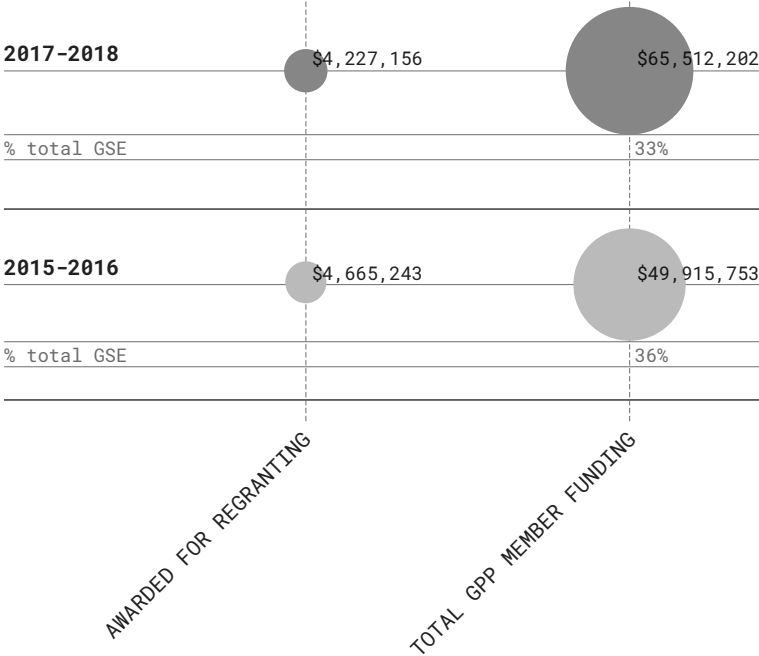
Global Philanthropy Project

The Global Philanthropy Project (GPP) is a collaboration of funders and philanthropic advisors working to expand global philanthropic support to advance the human rights of lesbian, gay, bisexual, transgender, and intersex (LGBTI) people in the Global South and East.

Globally, GPP member funding accounted for one quarter (24 percent) of all LGBTI funding in 2017-2018, or one third (32 percent) when donor government and multilateral funders are excluded.



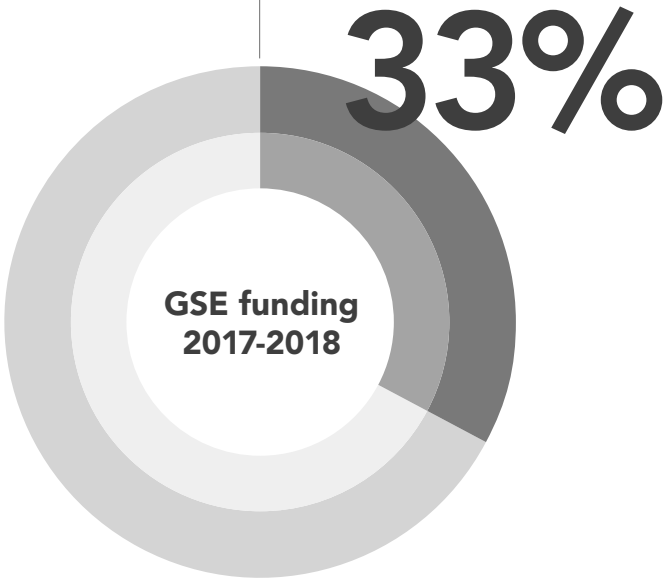
GPP MEMBER FUNDING TO THE GLOBAL SOUTH AND EAST (2015-2018)



Looking specifically at funding focused on the Global South and East (GSE), GPP members collectively awarded over 1250 grants and over \$65.5 million. This total equals one third (33 percent) of all funding to this global focus area, and rises to half (52 percent) when donor government and multilateral funders are excluded. Comparing the same funders in the previous reporting period, this represents an increase of \$15.5 million.

While increasing in total grant amount, GPP member percentage decreased from 36 percent in 2015-2016, suggesting that GPP has been successful in mobilizing increased funding focused on the Global South and East from both GPP members and other donor partners.

R US

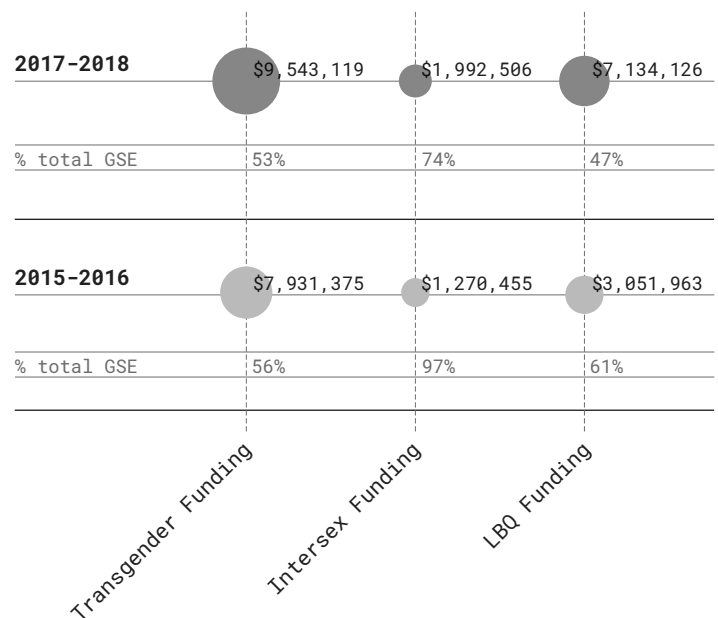


NOTE: In this section of the report, we include funds awarded for regranting in the totals for overall GPP member funding to the Global South and East, in order to document the full amount of funding flowing from and through each member, as we do for other top donor lists. Funding awarded for regranting is excluded on the following charts showing GPP member funding by region and population focus, as is standard within this report.

A similar pattern emerges when looking at three populations for which GPP members have developed focused research and advocacy to increase funding equity: transgender, intersex, and LBQ communities. In each population, GPP membership funding has increased in total grant amount while decreasing in percentage of the total funding to these populations within the Global South and East.

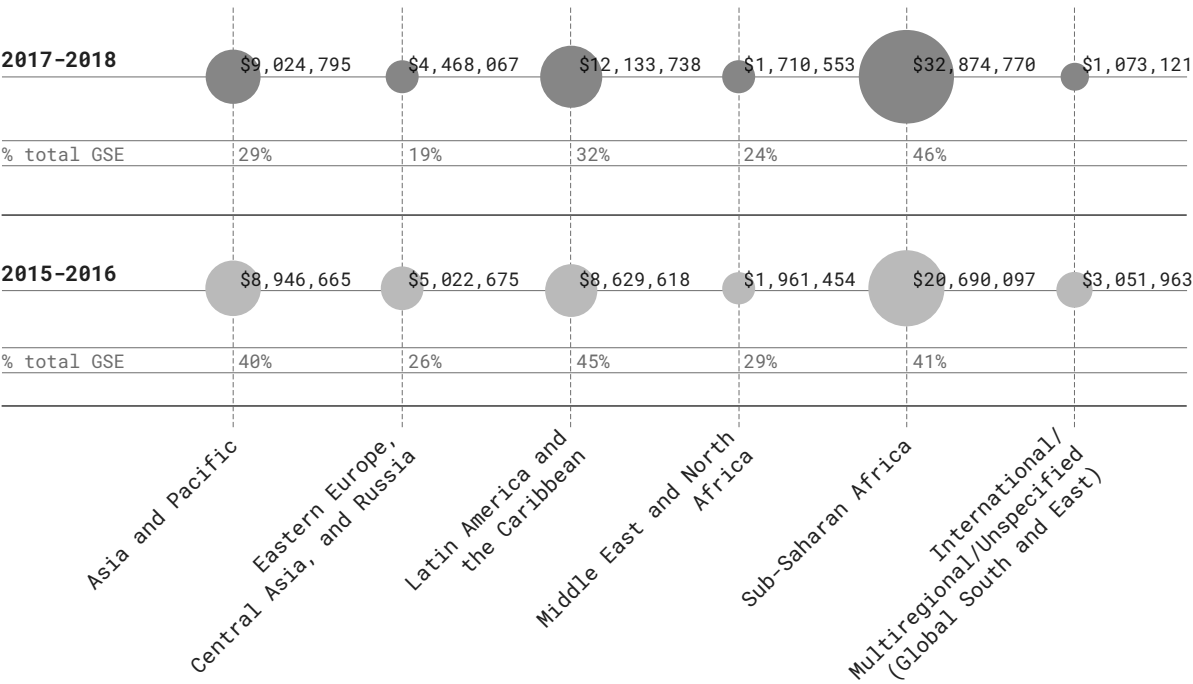
↑ T ↑ I ↑ LBQ

GPP MEMBER FUNDING TO THE REGIONS OF THE GLOBAL SOUTH AND EAST (2015-2018)



Reviewing GPP member funding at a regional level shows that funding also increased while dropping in percentage for Asia and the Pacific, as well as Latin America and the Caribbean. GPP member funding to Sub-Saharan Africa increased in both amount and percentage of the total for the region, while funding for the regions of Eastern Europe, Central Asia and Russia, and the Middle East and North Africa both show a decrease in total funds and in percentage.

GPP MEMBER FUNDING TO THE REGIONS OF THE GLOBAL SOUTH AND EAST (2015-2018)



R — US —

GPP MEMBER INSTITUTIONS: American Jewish World Service, Arcus Foundation, Astraea Lesbian Foundation for Justice, Baring Foundation, Dreilinden, Ford Foundation, Foundation for a Just Society, Fund for Global Human Rights, Global Fund for Women, Hivos, Horizons Foundation, International Trans Fund, Mama Cash, Oak Foundation, Open Society Foundations, Other Foundation, Sigrid Rausing Trust, UHAI EASHRI (East African Sexual Health and Rights Initiative), Urgent Action Fund, and Wellspring Philanthropic Fund.

SNAPSHOT

LGBTI Funding for Asia and the Pacific



ASIA AND THE PACIFIC, 2017–2018

NUMBER OF GRANTS

646

AVERAGE GRANT

\$50,314

MEDIAN GRANT

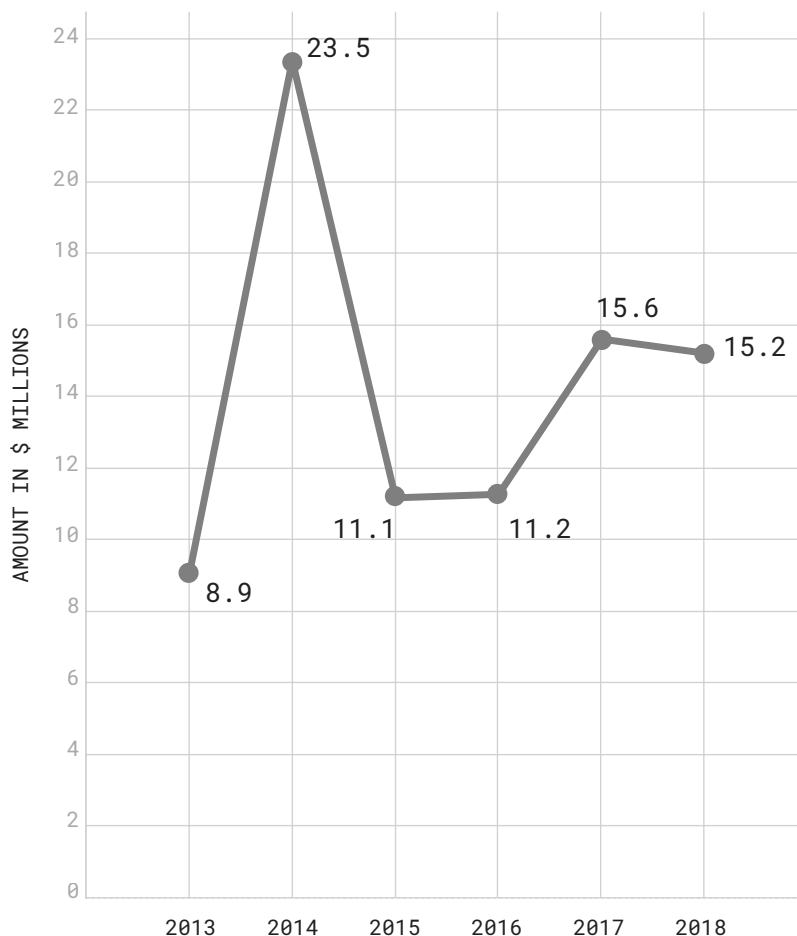
\$17,536

TOTAL FUNDING

\$30.8 M

Over the two-year period of 2017–2018, 79 grantmakers awarded \$30,842,301 focused on LGBTI issues in Asia and the Pacific. The region showed an increase in total grant amount, number of funders, and number of grants compared to the last reporting period.

LGBTI FUNDING FOR ASIA AND THE PACIFIC (2013–2018)



LGBTI Funding for Asia and the Pacific, by Sub-Region

The largest amount of funding to the region was focused on Southeast Asia, accounting for around \$11 million, or 36 percent of funding to the region, with South Asia receiving the second largest funding at \$8.3 million or 27 percent.

LGBTI FUNDING FOR ASIA AND THE PACIFIC, BY SUB-REGION (2013–2018)

Sub Region	2013–14	2015–16	2017–18
EAST ASIA	\$5,259,587	\$3,506,156	\$5,160,546
OCEANIA	\$92,998	\$659,541	\$2,696,727
SOUTH ASIA	\$4,030,089	\$5,541,772	\$8,329,472
SOUTHEAST ASIA	\$17,067,792	\$7,199,788	\$10,953,661
WHOLE REGION FOCUS/UNSPECIFIED	\$6,027,742	\$5,369,489	\$3,701,896
TOTAL	\$32,478,208	\$22,276,746	\$30,842,302



TOP 10 FUNDERS OF LGBTI ISSUES IN ASIA AND THE PACIFIC (2017–2018)²²

	DONOR NAME	TOTAL FUNDS FOR THE REGION
1	Government of The Netherlands	\$2,393,640
2	Open Society Foundations	\$2,308,883
3	Foundation for a Just Society	\$2,000,000
4	VOICE	\$1,809,637
5	COC Netherlands	\$1,578,028
6	Government of Sweden	\$1,425,466
7	Astraea Lesbian Foundation for Justice	\$1,407,764
8	UN Trust Fund to End Violence Against Women	\$1,274,836
9	M.A.C. AIDS Fund	\$1,240,501
10	AmplifyChange	\$1,109,083



Top Funders of LGBTI Funding for Asia and the Pacific

Collectively, the top ten funders for the region awarded \$16.5 million, accounting for 54 percent of all funding for LGBTI issues in Asia and the Pacific.

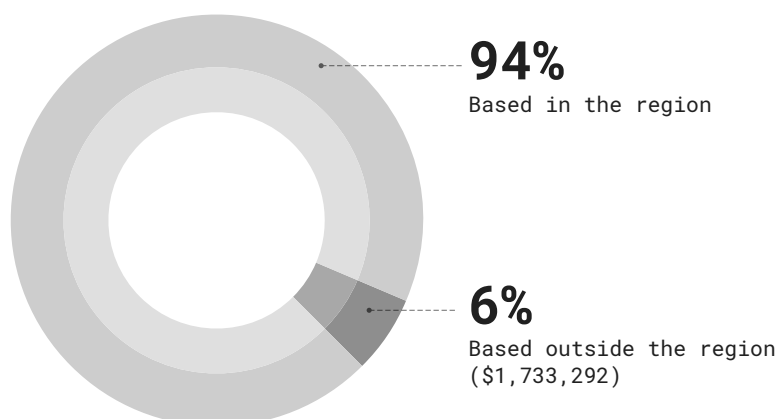
²² In contrast to most other calculations in this report, all lists of top funders do include funds awarded for the purpose of regranting, in order to document the full amount of LGBTI funding flowing from (or through) each funder. The total regional funding for Asia and the Pacific in 2017–2018 including regranting comes to \$30,842,301.

MAP OF LGBTI FUNDING FOR ASIA AND THE PACIFIC, BY COUNTRY (2017–2018)



LGBTI Funding for Asia and the Pacific, by Recipient Location

The vast majority of LGBTI funding focused on Asia and the Pacific went to grantees in the region while 6 percent was awarded to organizations based in Finland, Mexico, Norway, Switzerland, the United Kingdom, and the United States.



COUNTRY	TOTAL FUNDS RECEIVED
India	\$3,859,553
Myanmar	\$3,492,311
Thailand	\$2,293,526
China	\$1,928,179
Australia	\$1,604,749
Philippines	\$1,394,663
Pakistan	\$1,270,071
Taiwan	\$1,039,174
Indonesia	\$907,947
Nepal	\$831,913
Vietnam	\$659,699
Cambodia	\$614,055
Fiji	\$553,749
Malaysia	\$542,105
Laos	\$412,328
Sri Lanka	\$401,003
New Zealand	\$384,654
Singapore	\$353,639
Bangladesh	\$294,750
South Korea	\$290,574
Japan	\$201,249
Mongolia	\$102,645
East Timor	\$76,961
Samoa	\$47,500
Hong Kong	\$41,311
Nauru	\$29,424
Bhutan	\$20,487
Tonga	\$6,603
Vanuatu	\$5,000
Multiple Countries/ Unspecified	\$7,182,479

Issues Addressed by LGBTI Funding for Asia and the Pacific



Over the two-year period of 2017–2018, funding for Human Rights received the largest amount of funding for LGBTI issues (56 percent), followed by funding for Health and Well-Being (20 percent).

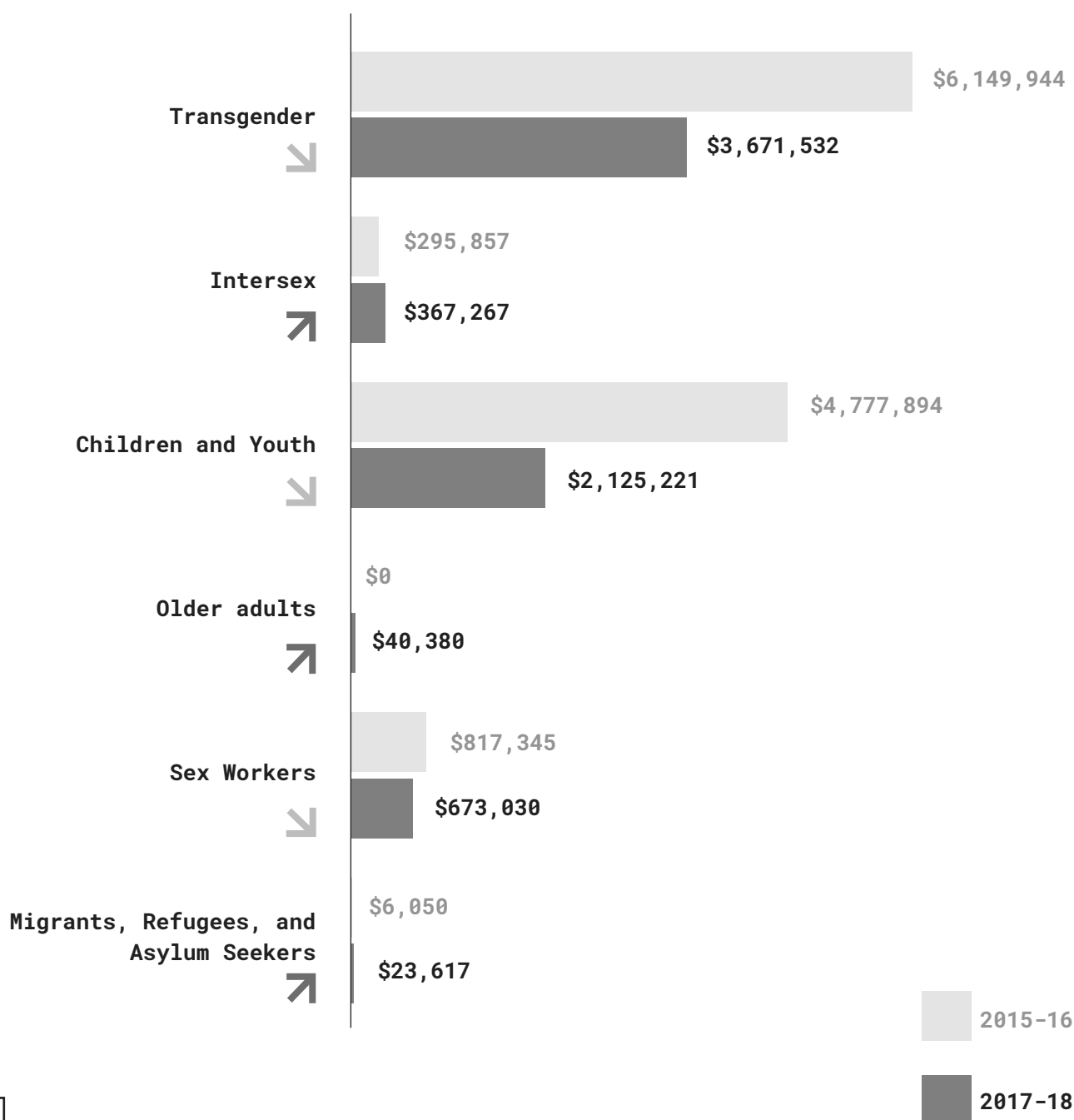
LGBTI FUNDING IN ASIA AND THE PACIFIC, BY ISSUE ADDRESSED (2015–2018)

Issues/Sub-Issues	2015–2016		2017–2018	
Human Rights	\$10,677,273	48%	\$17,256,838	56%
Challenging Anti-LGBTQI Laws	\$355,202	2%	\$248,559	1%
Decriminalization and Criminal Justice Reform	\$210,170	1%	\$30,000	<1%
Gender Identity Rights	\$621,371	3%	\$1,284,818	4%
Human Rights (General/Other)	\$9,255,993	42%	\$12,843,490	42%
Intersex Rights	N/A		\$297,958	1%
Marriage/Civil Unions	\$93,530	<1%	\$2,024,810	7%
Migration and Refugee Issues	\$126,050	1%		
Nondiscrimination Protections	\$14,957	<1%	\$353,220	1%
Sexual and Reproductive Rights/Justice			\$122,221	<1%
Sex Worker Rights			\$51,762	<1%
Health and Well-Being	\$6,166,208	28%	\$6,179,576	20%
Cancer	\$172,246	1%		
Cultural Competence and Data Collection	\$22,000	<1%	\$25,000	<1%
General Health Services and Health Promotion	\$592,963	3%	\$694,934	2%
HIV/AIDS	\$5,359,066	24%	\$5,423,230	18%
Sexual and Reproductive Health	\$19,932	<1%	\$36,412	<1%
Strengthening Community, Families, and Visibility	\$1,239,675	6%	\$1,772,971	6%
Community Building/Empowerment	\$787,737	4%	\$1,439,946	5%
Religion			\$73,764	<1%
Sports	\$5,378	<1%	\$19,244	<1%
Strengthening Families	\$76,713	<1%	\$57,060	<1%
Visibility	\$369,847	2%	\$182,959	1%
Confronting Violence, Homophobia, and Transphobia	\$355,266	2%	\$1,789,641	6%
Anti-Violence	\$307,100	1%	\$1,783,236	6%
Homophobia, Biphobia and Transphobia	\$48,166	<1%	\$6,405	<1%
Education/Safe Schools	\$90,000	<1%	\$646,196	2%
Education	\$90,000	<1%	\$161,191	1%
Safe Schools			\$485,005	2%
Economic Issues	\$48,057	<1%	\$25,746	<1%
Housing and Homelessness	\$48,057	<1%	\$1,353	<1%
Labor/Employment			\$24,393	<1%
Other Issues	\$3,700,268	17%	\$3,171,333	10%
Multi-Issue	\$422,438	2%	\$3,149,730	10%
Philanthropy	\$50,000	<1%	\$21,603	<1%
Unspecified	\$3,227,829	14%		
Grand Total	\$22,276,746	100%	\$30,842,301	100%

Population Focus of LGBTI Funding for Asia and the Pacific

Over the two-year period of 2017–2018, funding for some of this report’s “spotlight” populations increased in Asia and the Pacific, including funding for Migrants, Refugees, and Asylum Seekers, and for Intersex communities. Funding decreased for grants focused on Children and Youth, Transgender communities, and Sex Workers. A small amount of funding was documented for Older Adults, which had not been present in the previous report.

LGBTI FUNDING FOR ASIA AND THE PACIFIC, BY SELECTED POPULATIONS (2015–2018)



SNAPSHOT

LGBTI Funding for Eastern Europe, Central Asia, and Russia



EASTERN EUROPE, CENTRAL ASIA, AND RUSSIA, 2017–2018

NUMBER OF GRANTS

617

AVERAGE GRANT

\$44,219

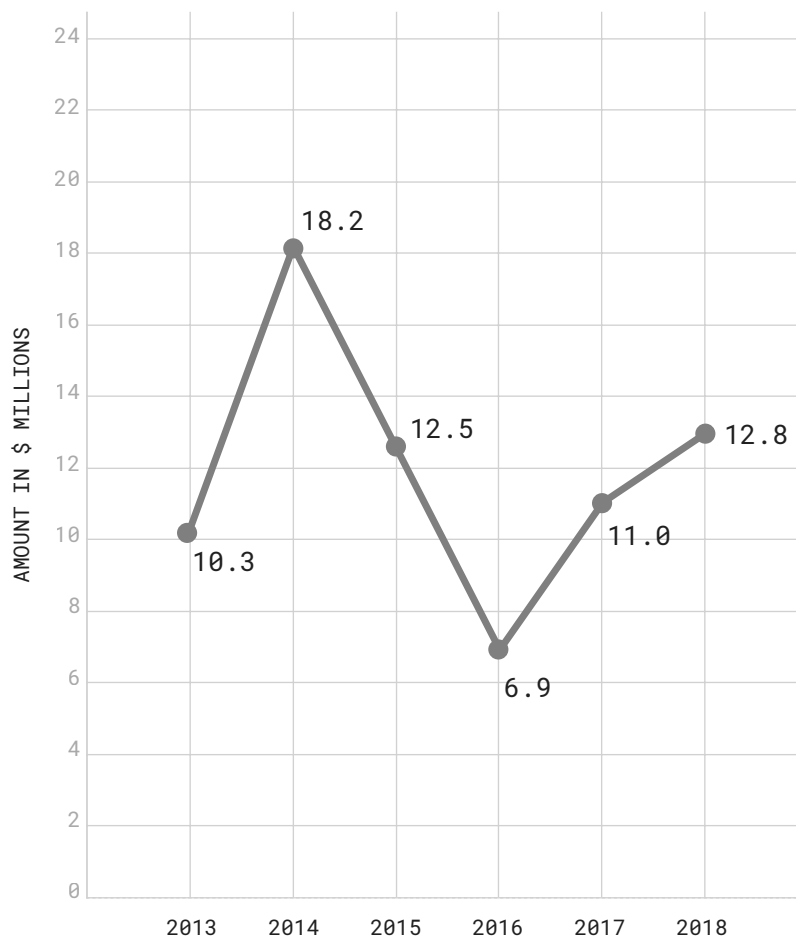
MEDIAN GRANT

\$13,847

TOTAL FUNDING

\$23.7 M

LGBTI FUNDING FOR EASTERN EUROPE, CENTRAL ASIA, AND RUSSIA (2013–2018)



Over the two-year period of 2017–2018, 51 grantmakers awarded \$23,745,708 focused on LGBTI issues in Eastern Europe, Central Asia, and Russia. The region showed an increase in total grant amount, number of funders, and number of grants compared to the last reporting period.

LGBTI Funding for Eastern Europe, Central Asia, and Russia, by Sub-region

Eastern Europe has consistently received the largest amount of funding for LGBTI issues in the region, accounting for 70 percent of all funding to Eastern Europe, Central Asia, and Russia in the 2017–2018 reporting period. Funding for Russia increased to 14 percent of LGBTI funding in the region compared to 8 percent in the previous report.

LGBTI FUNDING FOR EASTERN EUROPE, CENTRAL ASIA, AND RUSSIA, BY SUB-REGION (2013–2018)

Sub Region	2013–14	2015–16	2017–18
CENTRAL ASIA	\$1,171,347	\$461,747	\$1,182,442
EASTERN EUROPE	\$16,664,511	\$13,814,917	\$16,541,628
RUSSIA	\$7,870,229	\$1,526,012	\$3,343,866
WHOLE REGION FOCUS/UNSPECIFIED	\$2,789,151	\$3,533,769	\$2,677,773
TOTAL	\$28,495,238	\$19,336,445	\$23,745,709



TOP 10 FUNDERS OF LGBTI ISSUES IN EASTERN EUROPE, CENTRAL ASIA, AND RUSSIA (2017–2018)²³

	DONOR NAME	TOTAL FUNDS FOR THE REGION
1	Government of The Netherlands	\$4,100,930
2	Elton John AIDS Foundation (UK)	\$3,505,663
3	Government of Denmark	\$2,420,123
4	European Commission	\$1,952,523
5	Open Society Foundations	\$1,756,426
6	COC Netherlands	\$1,602,047
7	International Lesbian, Gay, Bisexual, Trans and Intersex Association (ILGA) - Europe	\$1,221,563
8	Government of Norway	\$1,089,455
9	Sigrid Rausing Trust	\$796,801
10	Astraea Lesbian Foundation for Justice	\$721,700



Top Funders of LGBTI

Funding for Eastern Europe, Central Asia, and Russia

Collectively, the top ten funders in the region awarded \$19.2 million, accounting for 74 percent of all funding for LGBTI issues in Eastern Europe, Central Asia, and Russia.

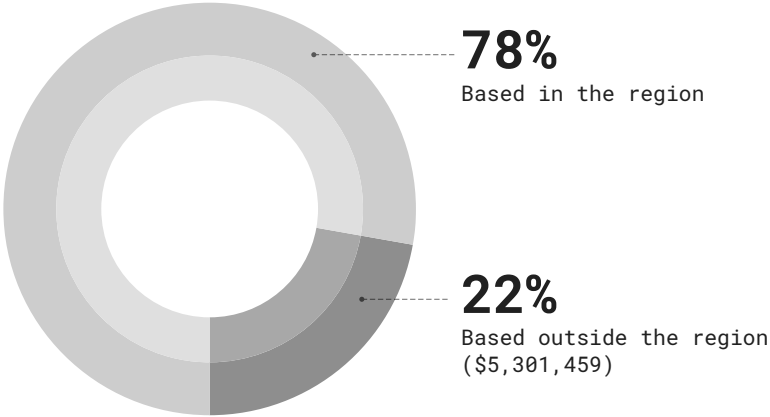
²³ In contrast to most other calculations in this report, all lists of top funders do include funds awarded for the purpose of regranting, in order to document the full amount of LGBTI funding flowing from (or through) each funder. The total regional funding for Eastern Europe, Russia, and Central Asia in 2017–2018 including regranting comes to \$25,893,675.

MAP OF LGBTI FUNDING FOR EASTERN EUROPE, CENTRAL ASIA, AND RUSSIA (2017–2018)



LGBTI Funding for Eastern Europe, Central Asia, and Russia, by Recipient Location

Over 22 percent of funding for LGBTI issues in Eastern Europe, Central Asia, and Russia went to grantees based outside of the region, including organizations based in Austria, Belgium, Cyprus, Denmark, France, Germany, India, Kenya, Malawi, Mozambique, Portugal, Sweden, Thailand, the Netherlands, and the United States.



COUNTRY	TOTAL FUNDS RECEIVED
Russia	\$3.369.652
Georgia	\$3.046.054
Ukraine	\$2.884.722
Albania	\$1.593.602
Serbia	\$941.241
Moldova	\$734.140
Armenia	\$687.743
Kazakhstan	\$659.829
Bosnia and Herzegovina	\$568.985
North Macedonia	\$554.959
Czech Republic	\$489.036
Kosovo	\$464.182
Poland	\$460.747
Montenegro	\$441.621
Croatia	\$351.875
Romania	\$301.198
Kyrgyzstan	\$283.048
Bulgaria	\$271.974
Hungary	\$161.746
Azerbaijan	\$144.701
Belarus	\$109.822
Lithuania	\$104.787
Latvia	\$101.255
Slovenia	\$75.805
Uzbekistan	\$73.904
Tajikistan	\$29.225
Slovakia	\$29.095
Macedonia	\$6.566
Estonia	\$5.845
Multiple Countries/ Unspecified	\$4,798,348

Issues Addressed by LGBTI Funding for Eastern Europe, Russia, and Central Asia

Funding for Human Rights continued to be the most funded issue area in Eastern Europe, Central Asia, and Russia at 61 percent.



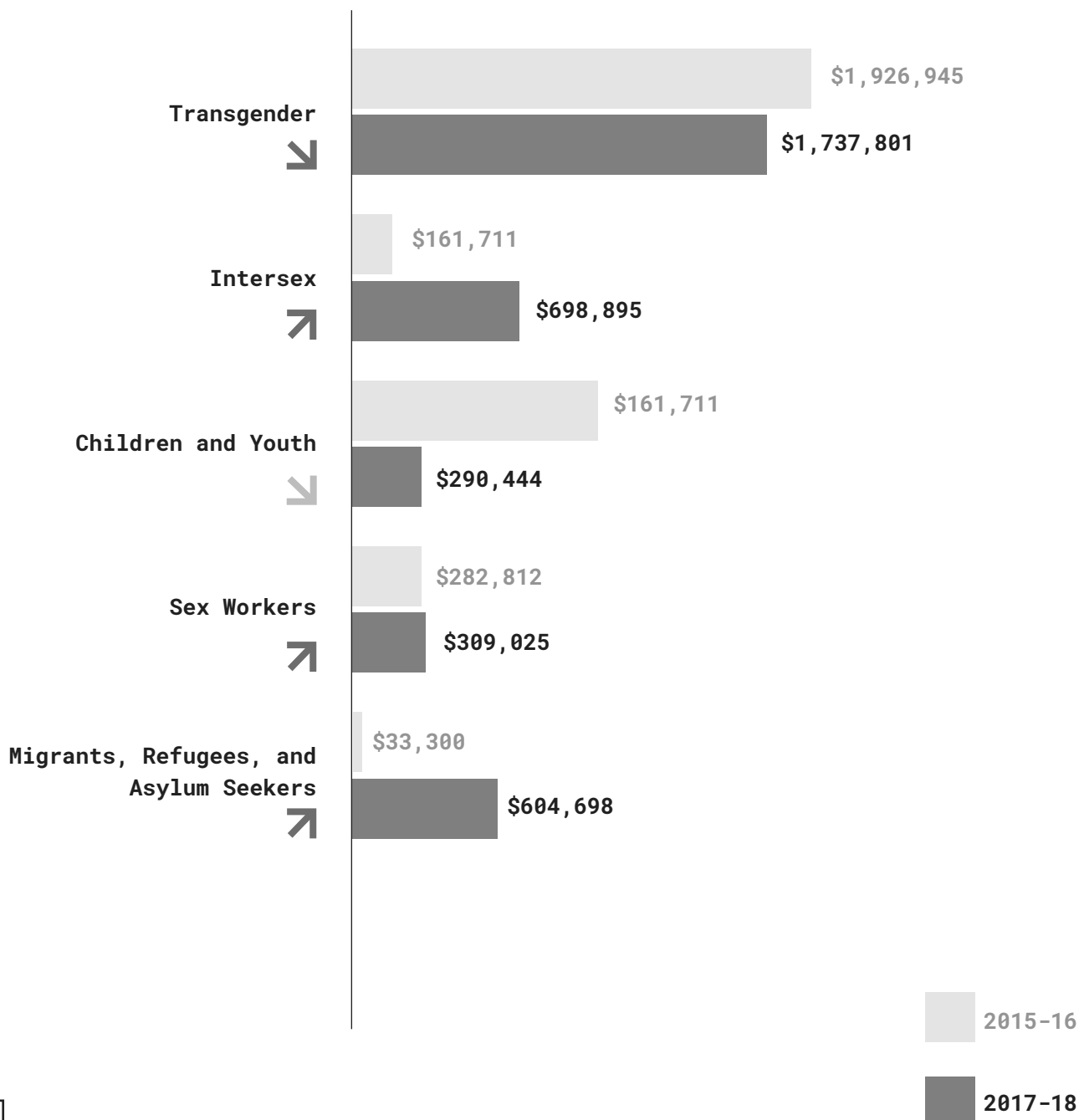
LGBTI FUNDING IN EASTERN EUROPE, CENTRAL ASIA, AND RUSSIA, BY ISSUE ADDRESSED (2015–2018)

Issues/Sub-Issues	2015–2016		2017–2018	
Human Rights	\$11,615,085	60%	\$14,373,093	61%
Challenging Anti-LGBTQI Laws	\$79,109	<1%	\$25,000	<1%
Gender Identity Rights	\$1,158,352	6%	\$1,240,471	5%
Human Rights (General/Other)	\$9,691,530	50%	\$9,795,100	41%
Intersex Rights	N/A		\$337,458	1%
Marriage/Civil Unions	\$206,153	1%	\$474,833	2%
Migration and Refugee Issues			\$49,753	<1%
Nondiscrimination Protections	\$226,649	1%	\$2,352,480	10%
Sexual and Reproductive Rights/Justice	\$39,235	<1%	\$98,000	<1%
Sex Worker Rights	\$134,056	1%		
Health and Well-Being	\$2,470,295	13%	\$4,295,346	18%
General Health Services and Health Promotion	\$153,613	1%	\$107,905	<1%
HIV/AIDS	\$2,281,649	12%	\$3,992,970	17%
Mental Health, Substance Abuse, and Suicide Prevention	\$24,050	<1%	\$136,844	1%
Primary Care	\$10,984	<1%		
Sexual and Reproductive Health			\$57,628	<1%
Strengthening Community, Families, and Visibility	\$1,556,493	8%	\$2,269,059	9%
Community Building/Empowerment	\$623,255	3%	\$1,644,530	7%
Religion	\$171,000	1%	\$30,000	<1%
Sports	\$5,206	<1%	\$8,353	<1%
Strengthening Families	\$105,592	1%	\$327,027	1%
Visibility	\$731,440	4%	\$259,150	1%
Confronting Violence, Homophobia, and Transphobia	\$1,296,662	7%	\$1,165,863	5%
Anti-Violence	\$326,037	2%	\$422,585	2%
Homophobia, Biphobia and Transphobia	\$970,625	5%	\$743,277	3%
Education/Safe Schools	\$550,688	3%		
Education	\$5,593	<1%		
Safe Schools	\$545,095	3%		
Economic Issues	\$259,906	1%	\$81,447	<1%
Housing and Homelessness	\$167,446	1%		
Labor/Employment	\$92,459	<1%	\$81,447	<1%
Other Issues	\$1,587,317	8%	\$1,560,900	7%
Multi-Issue	\$378,881	2%	\$1,560,900	7%
Unspecified	\$1,208,436	6%		
Grand Total	\$19,336,446	100%	\$23,745,708	100%

Population Focus of LGBTI Funding for Eastern Europe, Central Asia, and Russia

Over the two-year period of 2017–2018, funding for some of this report's "spotlight" populations increased in Eastern Europe, Central Asia, and Russia, including funding for Migrants, Refugees, and Asylum Seekers, for Intersex communities, and slight increase in funding for Sex Workers. Funding in this region decreased for grants focused on Children and Youth, and for Transgender communities.

LGBTI FUNDING IN EASTERN EUROPE, RUSSIA, AND CENTRAL ASIA, BY POPULATION FOCUS (2015–2018)



SNAPSHOT

LGBTI Funding for Latin America and the Caribbean



LATIN AMERICA AND THE CARIBBEAN, 2017–2018

NUMBER OF GRANTS

595

AVERAGE GRANT

\$63,673

MEDIAN GRANT

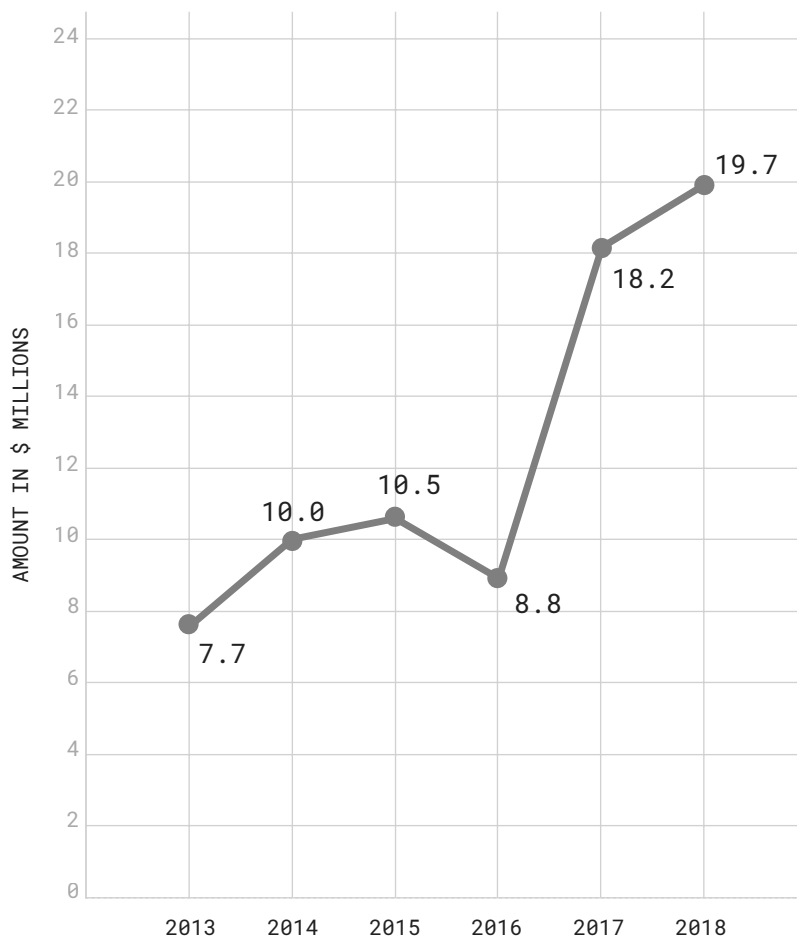
\$15,000

TOTAL FUNDING

\$38 M

Over the two-year period of 2017–2018, 66 grantmakers awarded \$37,948,919 focused on LGBTI issues in Latin America and the Caribbean. The region showed an increase in total grant amount, number of funders, and number of grants compared to the last reporting period.

LGBTI FUNDING FOR LATIN AMERICA AND THE CARIBBEAN (2013–2018)



LGBTI Funding for Latin America and the Caribbean, by Sub-Region

In 2017–2018, the sub-region of South America received 50 percent of the total regional funding and showed a significant increase in total funds as well as percentage compared to the previous reporting period. The sub-region of Central America and Mexico received another 25 percent of the total, also representing an increase from the previous report.

LGBTI FUNDING FOR LATIN AMERICA AND THE CARIBBEAN, BY SUB-REGION (2013–2018)

Sub Region	2013–14	2015–16	2017–18
CARIBBEAN	3,535,914	5,377,900	6,803,880
CENTRAL AMERICA AND MEXICO	5,679,209	3,487,164	9,447,860
SOUTH AMERICA	5,709,664	5,615,719	19,043,554
WHOLE REGION FOCUS/UNSPECIFIED	2,797,503	4,800,515	2,653,625
TOTAL	\$17,722,290	\$19,281,298	\$37,948,919

R —

TOP TEN FUNDERS OF LGBTI ISSUES FOR LATIN AMERICA AND THE CARIBBEAN (2017–2018)²⁴

	DONOR NAME	TOTAL FUNDS FOR THE REGION
1	Government of Sweden	\$10,094,402
2	Government of Canada	\$3,528,207
3	Hivos	\$1,995,429
4	M.A.C. AIDS Fund	\$1,865,778
5	Government of The Netherlands	\$1,459,610
6	Open Society Foundations	\$1,314,530
7	Ford Foundation	\$1,173,300
8	Fundación Triángulo	\$1,094,134
9	Astraea Lesbian Foundation for Justice	\$1,058,266
10	Arcus Foundation	\$983,000

R +

Top Funders of LGBTI Funding for Latin America and the Caribbean

Collectively, the top ten funders awarded \$24.6 million, accounting for 64 percent of LGBTI funding for Latin America and the Caribbean.

²⁴ In contrast to most other calculations in this report, all lists of top funders do include funds awarded for the purpose of regranting, in order to document the full amount of LGBTI funding flowing from (or through) each funder. The total regional funding for Latin America and the Caribbean in 2017–2018 including regranting comes to \$38,532,919.

MAP OF LGBTI FUNDING FOR LATIN AMERICA AND THE CARIBBEAN, BY COUNTRY (2017–2018)

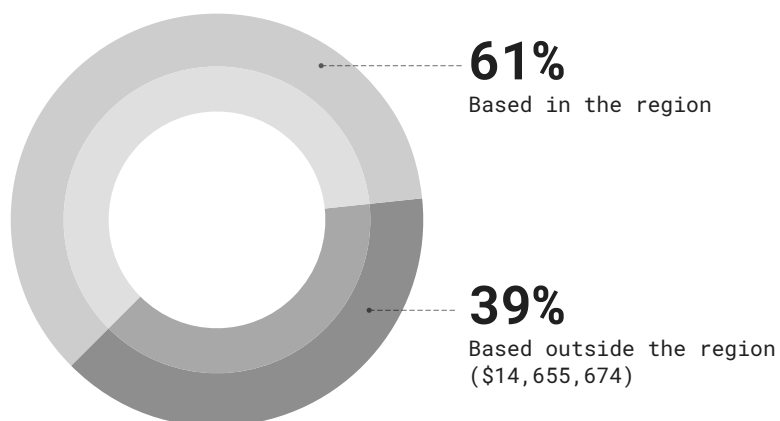


TOTAL FUNDS RECEIVED

COUNTRY	TOTAL FUNDS RECEIVED
Bolivia	\$7,642,550
Colombia	\$4,728,237
Brazil	\$3,834,804
Honduras	\$3,556,232
Mexico	\$2,612,655
Jamaica	\$2,442,452
Chile	\$1,104,734
Costa Rica	\$907,754
Nicaragua	\$625,193
Saint Lucia	\$571,997
Guatemala	\$496,890
Dominican Republic	\$465,516
Cuba	\$376,422
Peru	\$369,738
El Salvador	\$295,865
Ecuador	\$290,055
Argentina	\$271,755
Haiti	\$267,246
Paraguay	\$188,910
Guyana	\$163,910
Grenada	\$155,331
Suriname	\$154,228
Belize	\$142,666
Trinidad and Tobago	\$129,731
Antigua and Barbuda	\$80,331
Bahamas	\$80,331
Barbados	\$80,331
Montserrat	\$80,331
St, Kitts and Nevis	\$80,331
St, Lucia	\$80,331
St, Vincent	\$80,331
Uruguay	\$66,686
Venezuela	\$12,836
Panama	\$12,424
Multiple Countries/Unspecified	\$5,499,793

LGBTI Funding for Latin America and the Caribbean, by Recipient Location

Over one third of the funding for this region (39 percent) was awarded to grantee organizations located outside Latin America and the Caribbean. These grant recipients were located in Canada, Sweden, Switzerland, and the United States.



Issues Addressed by LGBTI Funding for Latin America and the Caribbean



Looking at LGBTI funding for Latin America and the Caribbean by issue addressed, Human Rights continued to account for the majority of funding (70 percent), an increase of \$15 million over 2015–2016. Health and Well-Being was the second most well-funded issue, increasing by close to \$1 million, while funding for Confronting Violence, Homophobia, and Transphobia increased by over \$2 million.

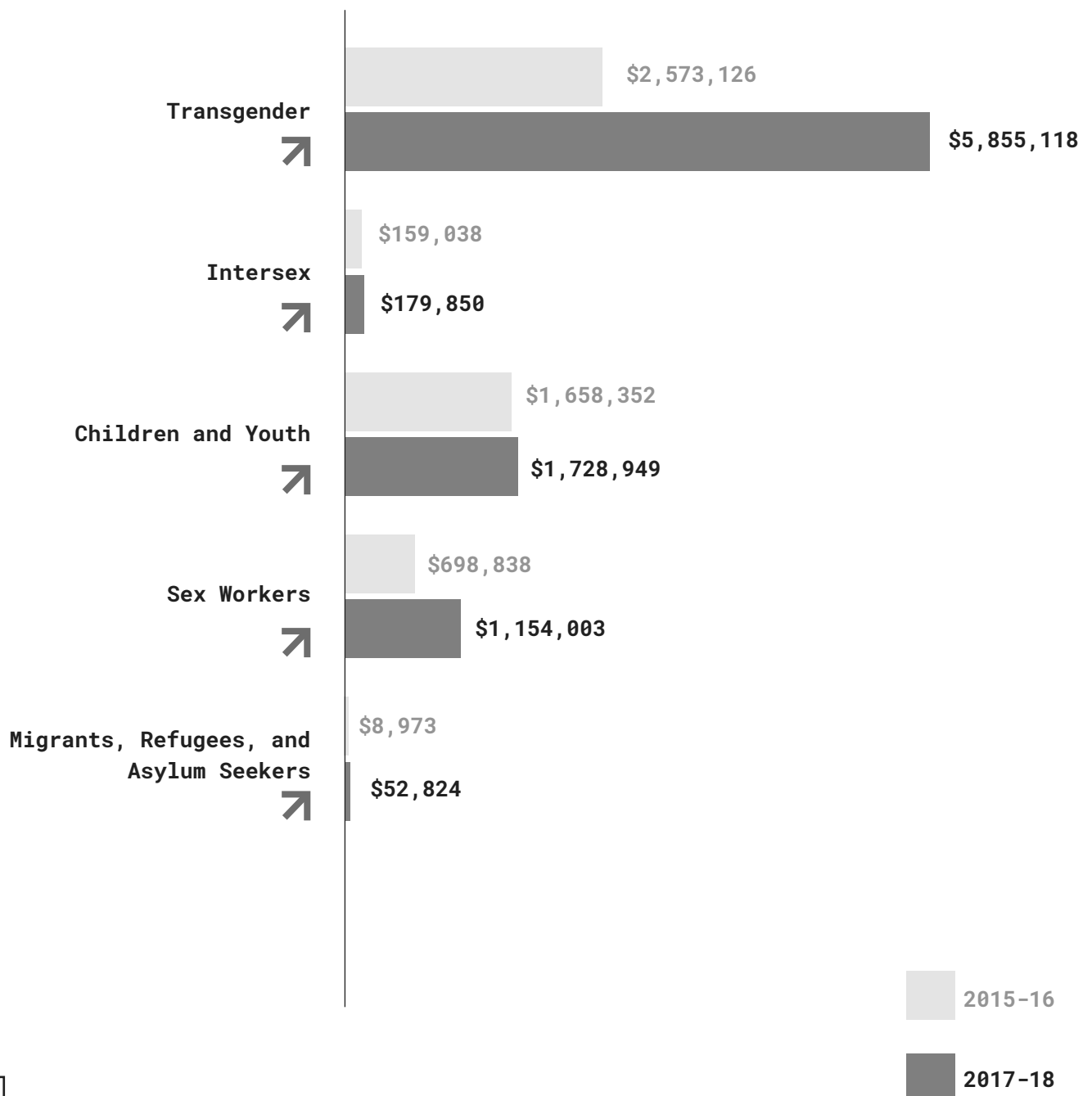
LGBTI FUNDING FOR LATIN AMERICA AND THE CARIBBEAN, BY ISSUE ADDRESSED (2015–2018)

Issues/Sub-Issues	2015–2016		2017–2018	
Human Rights	\$11,939,518	62%	\$26,732,105	70%
Challenging Anti-LGBTQI Laws	\$157,692	1%	\$93,777	<1%
Decriminalization and Criminal Justice Reform			\$120,000	<1%
Gender Identity Rights	\$1,478,124	8%	\$1,653,199	4%
Human Rights (General/Other)	\$8,574,703	44%	\$19,430,375	51%
Intersex Rights	N/A		\$68,000	<1%
Marriage/Civil Unions	\$50,000	<1%	\$93,000	<1%
Migration and Refugee Issues	\$8,973	<1%	\$20,000	<1%
Nondiscrimination Protections			\$17,717	<1%
Sexual and Reproductive Rights/Justice	\$1,620,182	8%	\$5,183,694	14%
Sex Worker Rights	\$49,845	<1%	\$52,343	<1%
Health and Well-Being	\$3,691,873	19%	\$4,628,344	12%
Cultural Competence and Data Collection	\$2,000	<1%	\$50,000	<1%
General Health Services and Health Promotion	\$158,273	1%	\$718,608	2%
HIV/AIDS	\$3,474,582	18%	\$3,500,465	9%
Insurance Coverage	\$9,017	<1%		
Mental Health, Substance Abuse, and Suicide Prevention			\$260,000	1%
Sexual and Reproductive Health	\$48,000	<1%	\$99,271	<1%
Strengthening Community, Families, and Visibility	\$292,560	2%	\$2,144,406	6%
Community Building/Empowerment	\$137,933	1%	\$1,109,661	3%
Religion	\$48,731	<1%	\$25,500	<1%
Sports	\$11,086	<1%	\$92,165	<1%
Strengthening Families			\$34,236	<1%
Visibility	\$94,810	<1%	\$882,845	2%
Confronting Violence, Homophobia, and Transphobia	\$97,975	1%	\$2,290,680	6%
Anti-Violence	\$12,500	<1%	\$1,683,709	4%
Homophobia, Biphobia and Transphobia	\$85,475	<1%	\$606,970	2%
Education/Safe Schools	\$41,730	<1%	\$648,947	2%
Education	\$41,730	<1%	\$32,575	<1%
Safe Schools			\$616,372	2%
Economic Issues	\$11,740	<1%	\$184,955	<1%
Housing and Homelessness			\$129,000	<1%
Labor/Employment	\$11,740	<1%	\$55,955	<1%
Other Issues	\$3,205,903	17%	\$1,319,482	3%
Multi-Issue	\$354,104	2%	\$850,482	2%
Philanthropy	\$922,500	5%	\$469,000	1%
Unspecified	\$1,929,299	10%		
Grand Total	\$19,281,299	100%	\$37,948,919	100%

Population Focus of LGBTI Funding for Latin America and the Caribbean

Over the two-year period of 2017–2018, funding for all of this report’s “spotlight” populations increased in Latin America and the Caribbean, including significant percentage increases in funding for Migrants, Refugees, and Asylum Seekers, Sex Workers, and Transgender communities, and smaller increases for funding to Intersex Communities and grants focused on Children and Youth.

LGBTI FUNDING FOR LATIN AMERICA AND THE CARIBBEAN, BY POPULATION FOCUS (2015–2018)



SNAPSHOT

LGBTI Funding for the Middle East and North Africa



MIDDLE EAST AND NORTH AFRICA, 2017–2018

NUMBER OF GRANTS

171

AVERAGE GRANT

\$45,312

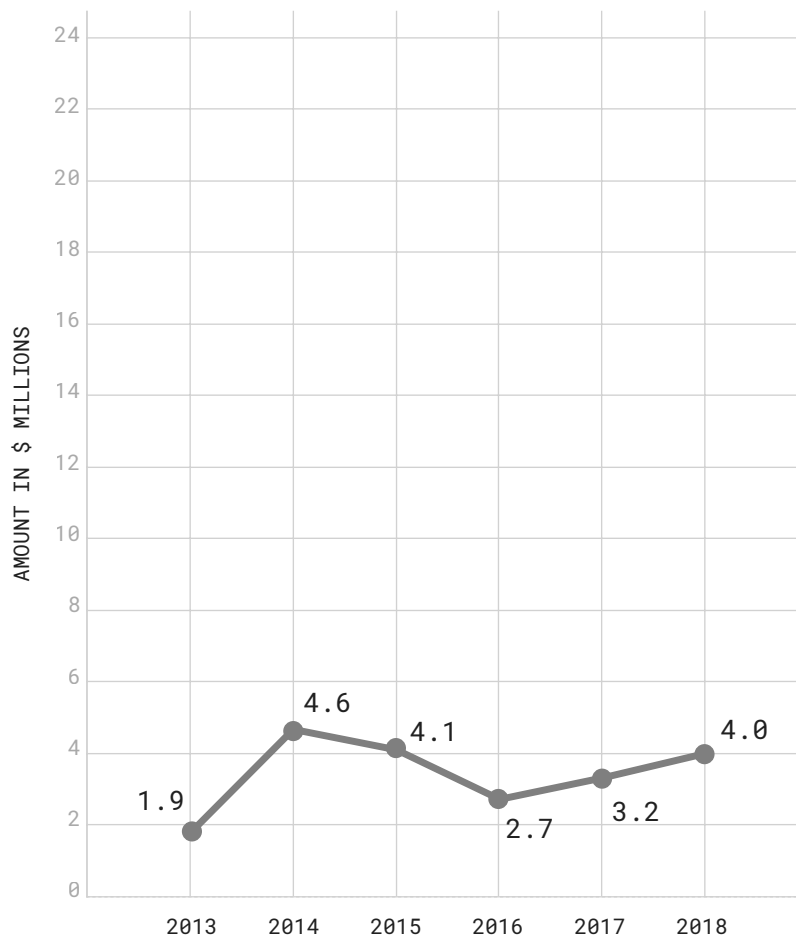
MEDIAN GRANT

\$18,005

TOTAL FUNDING

\$7.2 M

LGBTI FUNDING FOR THE MIDDLE EAST AND NORTH AFRICA (2013–2018)



Over the two-year period of 2017–2018, 43 grantmakers awarded \$7,204,554 focused on LGBTI issues in the Middle East and North Africa. The region showed an increase in total grant amount and number of funders, and a decrease in number of grants compared to the last reporting period.

Top Funders of LGBTI Funding for the Middle East and North Africa

Collectively, the top ten funders of LGBTI issues in the Middle East and North Africa awarded \$5.4 million, or 72 percent of funding for the region.

TOP FUNDERS OF LGBTI FUNDING FOR THE MIDDLE EAST AND NORTH AFRICA (2017-2018)²⁵

	DONOR NAME	TOTAL FUNDS FOR THE REGION
1	European Commission	\$937,712
2	Government of The Netherlands	\$872,285
3	COC Netherlands	\$620,880
4	Open Society Foundations	\$545,000
5	Government of Norway	\$440,827
6	M.A.C. AIDS Fund	\$425,000
7	Tides Foundation	\$409,967
8	Heinrich Böll Stiftung	\$401,538
9	LGBT Denmark	\$358,748
10	Hivos	\$352,138



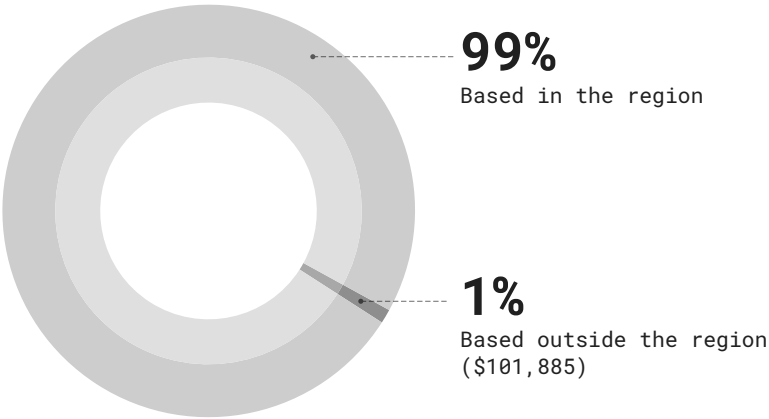
²⁵ In contrast to most other calculations in this report, all lists of top funders do include funds awarded for the purpose of regranting, in order to document the full amount of LGBTI funding flowing from (or through) each funder. The total regional funding for the Middle East and North Africa in 2017–2018 including regranting comes to \$7,444,554.

MAP OF LGBTI FUNDING FOR THE MIDDLE EAST AND NORTH AFRICA, BY COUNTRY (2017–2018)



LGBTI Funding for the Middle East and North Africa by Grant Recipient Location

Ninety-nine percent of funding focused on the Middle East and North Africa was devoted to organizations located in the region, while one percent went to organizations outside the region. These organizations were located in Canada, Sweden, the Netherlands, and the United States.



COUNTRY	TOTAL FUNDS RECEIVED
Turkey	\$1,404,723
Lebanon	\$969,497
Tunisia	\$805,711
Palestinian Territories	\$535,997
Egypt	\$183,853
Algeria	\$173,288
Morocco	\$167,760
Iraq	\$140,546
Israel	\$137,314
Jordan	\$35,467
Iran	\$13,000
Syria	\$12,513
Yemen	\$6,500
Multiple Countries/Unspecified	\$2,618,385

Issues Addressed by LGBTI Funding for the Middle East and North Africa

Funding for Human Rights continued to be the most funded issue area at 65 percent of the regional total; however, the total amount and percent of human rights-focused funding decreased from the previous reporting period.

LGBTI FUNDING FOR MIDDLE EAST AND NORTH AFRICA, BY ISSUE ADDRESSED (2015–2018)

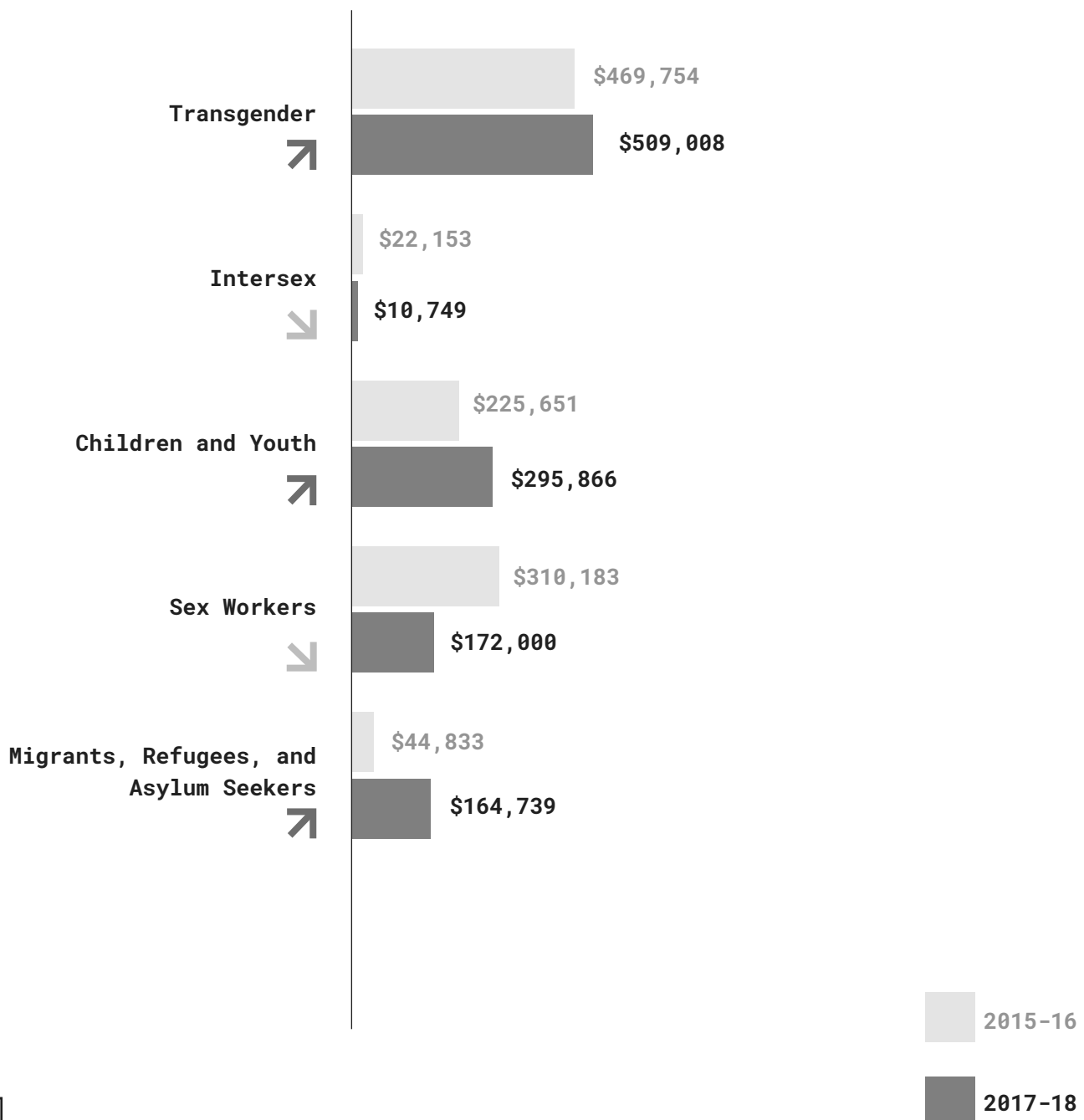


Issues/Sub-Issues	2015–2016		2017–2018	
Human Rights	\$5,296,357	79%	\$4,697,427	65%
Challenging Anti-LGBTQI Laws			\$141,185	2%
Gender Identity Rights	\$303,563	5%	\$380,368	5%
Human Rights (General/Other)	\$4,694,068	70%	\$3,975,259	55%
Intersex Rights	N/A		\$10,749	<1%
Migration and Refugee Issues	\$64,833	1%	\$78,000	1%
Nondiscrimination Protections	\$13,181	<1%		
Sexual and Reproductive Rights/Justice	\$72,153	1%	\$111,865	2%
Sex Worker Rights	\$148,559	2%		
Health and Well-Being	\$603,745	9%	\$544,433	8%
HIV/AIDS	\$553,745	8%	\$544,433	8%
Mental Health, Substance Abuse, and Suicide Prevention	\$50,000	1%		
Strengthening Community, Families, and Visibility	\$233,559	3%	\$481,561	7%
Community Building/Empowerment	\$190,953	3%	\$366,762	5%
Religion	\$3,101	<1%		
Sports			\$10,000	<1%
Visibility	\$39,505	1%	\$104,799	1%
Confronting Violence, Homophobia, and Transphobia	\$24,756	<1%	\$288,280	4%
Anti-Violence	\$10,601	<1%	\$286,460	4%
Homophobia, Biphobia and Transphobia	\$14,155	<1%	\$1,820	<1%
Education/Safe Schools			\$30,822	<1%
Education			\$30,822	<1%
Economic Issues			\$35,600	<1%
Housing and Homelessness			\$35,600	<1%
Other Issues	\$576,692	9%	\$1,126,432	16%
Multi-Issue	\$165,227	2%	\$1,066,432	15%
Philanthropy			\$60,000	1%
Unspecified	\$411,465	6%		
GRAND TOTAL	\$6,735,109	100%	\$7,204,555	100%

Population Focus of LGBTI Funding for the Middle East and North Africa

Over the two-year period of 2017–2018, funding for some of this report’s “spotlight” populations increased in the Middle East and North Africa, including funding for Migrants, Refugees, and Asylum Seekers, for Children and Youth, and for Transgender Communities. Funding in this region decreased for grants focused on Sex Workers, and Intersex communities.

**LGBTI FUNDING FOR MIDDLE EAST AND NORTH AFRICA, BY
POPULATION FOCUS (2015–2018)**



SNAPSHOT

LGBTI Funding for Sub-Saharan Africa



SUB-SAHARAN AFRICA, 2017–2018

NUMBER OF GRANTS

1,113

AVERAGE GRANT

\$75,765

MEDIAN GRANT

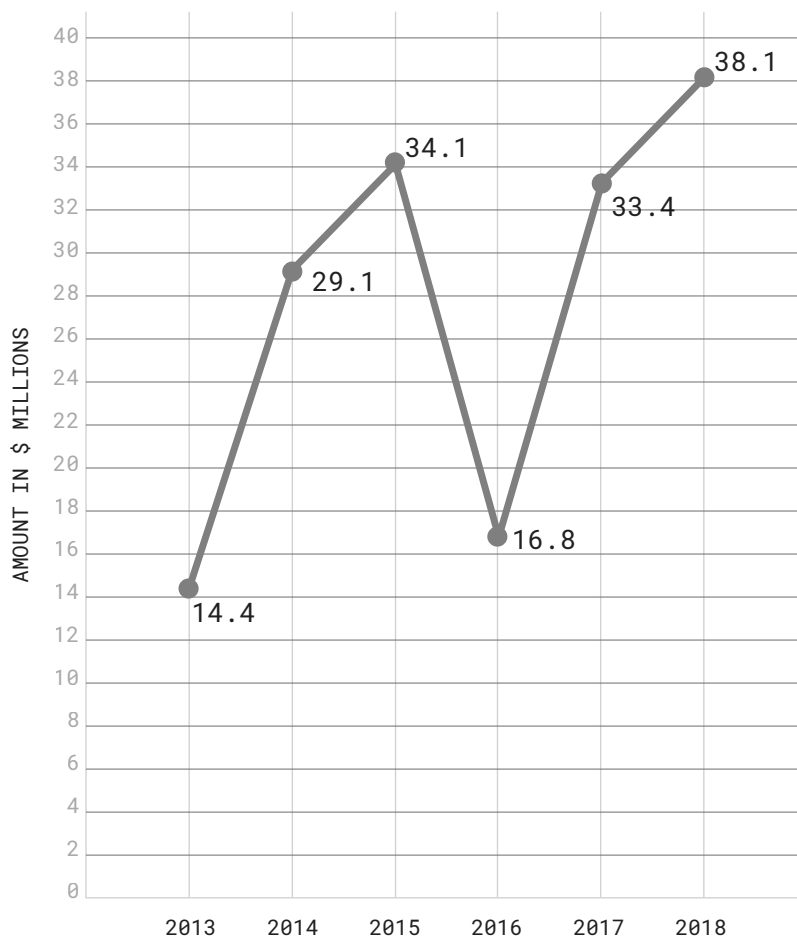
\$16,200

TOTAL FUNDING

\$71.5 M

Over the two-year period of 2017–2018, 75 grantmakers awarded \$71,521,754 focused on LGBTI issues in Sub-Saharan Africa. The region showed an increase in total grant amount, number of funders, and number of grants compared to the last reporting period.

LGBTI FUNDING FOR SUB-SAHARAN AFRICA, 2013–2018



LGBTI Funding for Sub-Saharan Africa, by Sub-Region

In 2017–2018, the sub-region of East Africa received 30 percent of the total regional funding, showing increases in total funds as well as percentage compared to the previous reporting period. The region of Southern Africa received 22 percent of the total regional funding while Western Africa received 11 percent. As in previous years, around one-third of the overall funding for the region focused on the region as a whole or was unspecified.

LGBTI FUNDING FOR SUB-SAHARAN AFRICA, BY SUB-REGION (2013–2018)

Sub Region	2013–14	2015–16	2017–18
CENTRAL AFRICA	125,281	96,315	337,171
EAST AFRICA	11,498,527	13,705,405	21,651,269
SOUTHERN AFRICA	15,360,338	13,615,691	15,902,473
WEST AFRICA	2,644,946	5,912,090	8,051,152
WHOLE REGION FOCUS/ UNSPECIFIED	13,821,512	17,583,952	25,579,689
TOTAL	43,450,604	50,913,453	\$71,521,754

R —

TOP 10 FUNDERS OF LGBTI ISSUES IN SUB-SAHARAN AFRICA (2017–2018)²⁴

	DONOR NAME	TOTAL FUNDS FOR THE REGION
1	Government of the United Kingdom	\$15,593,496
2	Ford Foundation	\$9,386,000
3	Government of Sweden	\$8,561,118
4	Open Society Foundations	\$5,271,810
5	Arcus Foundation	\$4,081,500
6	COC Netherlands	\$3,513,533
7	Government of The Netherlands	\$3,374,378
8	Elton John AIDS Foundation (UK)	\$3,087,543
9	Hivos	\$3,073,121
10	AmplifyChange	\$2,705,638

R +

Top Funders of LGBTI Funding for Sub-Saharan Africa

Collectively, the top ten funders for the region awarded \$58.6 million, accounting for 64 percent of all funding for LGBTI issues in Sub-Saharan Africa.

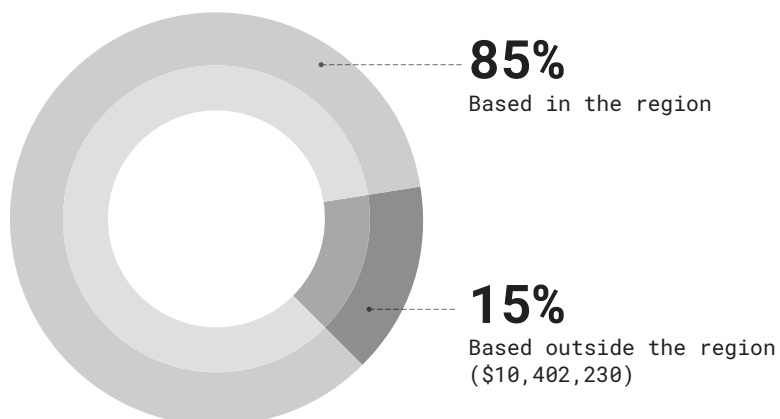
²⁶ In contrast to most other calculations in this report, all lists of top funders do include funds awarded for the purpose of regranting, in order to document the full amount of LGBTI funding flowing from (or through) each funder. The total regional funding for Sub-Saharan Africa in 2017–2018 including regranting comes to \$91,887,062.

MAP OF LGBTI FUNDING FOR SUB-SAHARAN AFRICA, BY COUNTRY (2017–2018)



LGBTI Funding for Sub-Saharan Africa by Grant Recipient Location

Eighty-five percent of funding focused on Sub-Saharan Africa was devoted to organizations located in the region, while fifteen percent went to organizations outside the region. These organizations were located in Canada, Denmark, Finland, India, Luxembourg, Sweden, the Netherlands, the United Kingdom, and the United States.



COUNTRY	TOTAL FUNDS RECEIVED
Kenya	\$10,030,771
South Africa	\$7,570,980
Uganda	\$5,163,538
Nigeria	\$2,705,116
Zimbabwe	\$1,648,908
Malawi	\$1,536,231
Tanzania	\$1,176,002
Mozambique	\$1,023,729
Rwanda	\$861,544
Cameroon	\$837,180
Namibia	\$803,762
Burkina Faso	\$717,000
Liberia	\$700,294
Burundi	\$474,618
Zambia	\$434,870
Ghana	\$413,607
Democratic Republic of Congo (DRC)	\$325,021
Botswana	\$297,054
Benin	\$140,422
Ivory Coast	\$121,589
Senegal	\$117,316
Eswatini (Formerly Swaziland)	\$96,695
Mauritius	\$65,115
Togo	\$47,381
Lesotho	\$30,353
Ethiopia	\$24,320
Cape Verde	\$19,123
Angola	\$16,409
Equatorial Guinea	\$12,860
South Sudan	\$12,150
Seychelles	\$10,930
Sierra Leone	\$5,384
Multiple Countries/Unspecified	\$34,081,484

Issues Addressed by LGBTI Funding for Sub-Saharan Africa



Funding for Human Rights continued to be the most funded issue area at 57 percent of the regional total, representing an increase in total amount and percent of human rights-focused funding from the previous reporting period.

LGBTI FUNDING FOR SUB-SAHARAN AFRICA, BY ISSUE ADDRESSED (2015–2018)

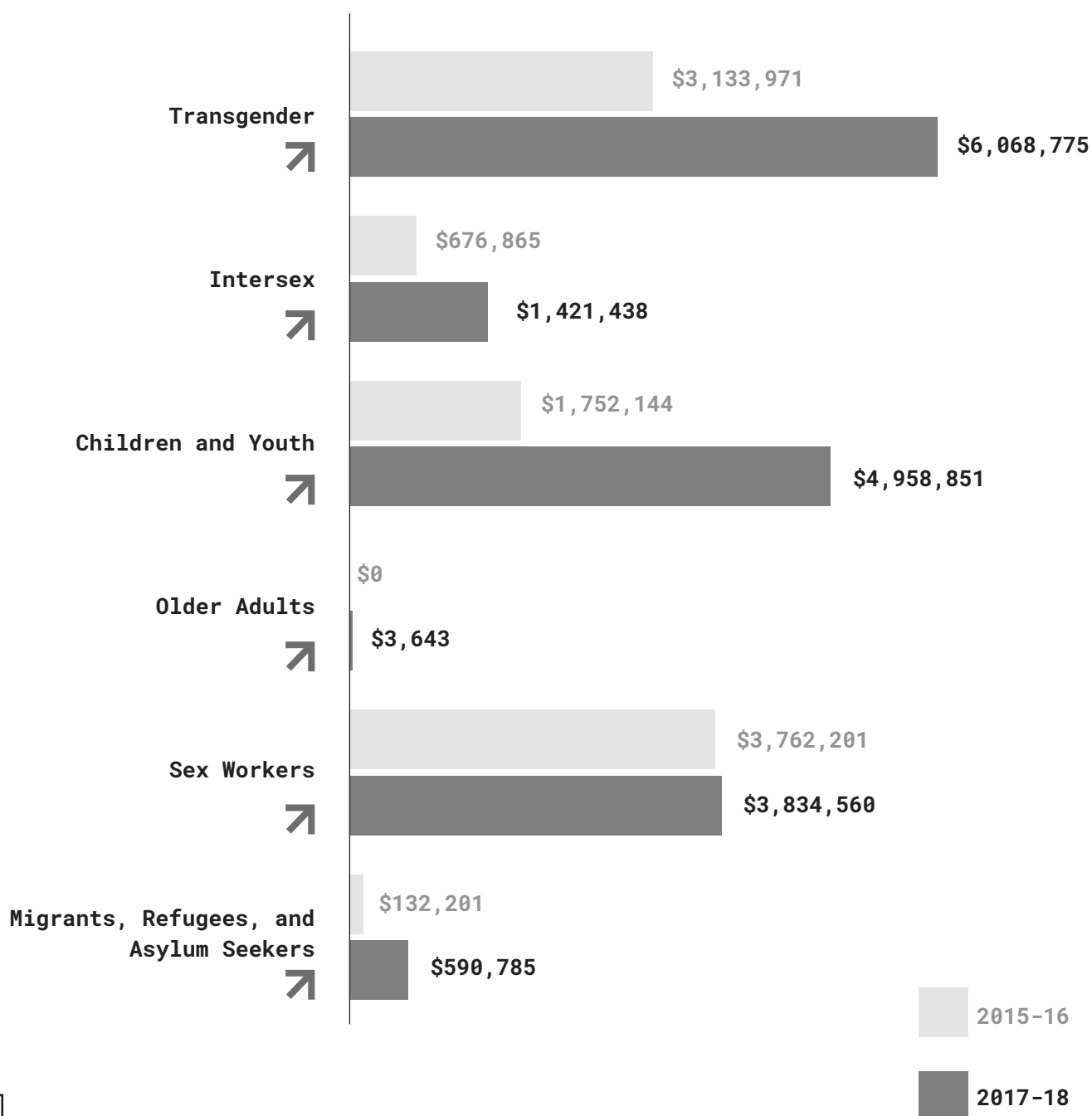
Issues/Sub-Issues	2015–2016		2017–2018	
Human Rights	\$24,148,423	47%	\$40,486,349	57%
Challenging Anti-LGBTQI Laws	\$584,091	1%	\$2,014,578	3%
Decriminalization and Criminal Justice Reform			\$181,045	<1%
Gender Identity Rights	\$1,650,477	3%	\$2,549,744	4%
Human Rights (General/Other)	\$20,462,071	40%	\$28,012,401	39%
Intersex Rights	N/A		\$556,405	1%
Marriage/Civil Unions	\$823	<1%	\$202,591	<1%
Migration and Refugee Issues	\$211,652	<1%	\$25,000	<1%
Nondiscrimination Protections	\$908,427	2%	\$21,724	<1%
Sexual and Reproductive Rights/Justice	\$277,000	1%	\$6,583,281	9%
Sex Worker Rights	\$53,882	<1%	\$339,580	<1%
Health and Well-Being	\$17,359,010	34%	\$9,552,570	13%
Cultural Competence and Data Collection	\$246,403	<1%	\$436,120	1%
General Health Services and Health Promotion	\$1,172,315	2%	\$560,923	1%
HIV/AIDS	\$15,804,176	31%	\$6,931,596	10%
Mental Health, Substance Abuse, and Suicide Prevention	\$36,616	<1%		
Sexual and Reproductive Health	\$99,500	<1%	\$1,623,931	2%
Strengthening Community, Families, and Visibility	\$3,838,662	8%	\$7,126,752	10%
Community Building/Empowerment	\$642,829	1%	\$2,533,877	4%
Religion	\$2,297,699	5%	\$3,521,650	5%
Sports	\$16,106	<1%	\$30,000	<1%
Strengthening Families	\$4,116	<1%		
Visibility	\$877,912	2%	\$1,041,225	1%
Confronting Violence, Homophobia, and Transphobia	\$1,540,148	3%	\$2,241,693	3%
Anti-Violence	\$303,925	1%	\$2,044,821	3%
Homophobia, Biphobia and Transphobia	\$1,236,223	2%	\$196,872	<1%
Education/Safe Schools	\$247,597	<1%	\$2,034,114	3%
Education	\$233,288	<1%		
Safe Schools	\$14,309	<1%	\$2,034,114	3%
Economic Issues	\$177,220	<1%	\$2,188,213	3%
Housing and Homelessness	\$136,046	<1%	\$32,384	<1%
Labor/Employment	\$41,174	<1%	\$2,155,829	3%
Other Issues	\$3,602,393	7%	\$7,892,062	11%
Multi-Issue	\$823,780	2%	\$2,695,985	4%
Philanthropy	\$721,753	1%	\$5,196,077	7%
Unspecified	\$2,056,860	4%		
Grand Total	\$50,913,453	100%	\$71,521,753	100%

Population Focus of LGBTI Funding for

Sub-Saharan Africa

Over the two-year period of 2017–2018, funding for all of this report’s “spotlight” populations increased in Sub-Saharan Africa, including significant percentage increases for Migrants, Refugees, and Asylum Seekers, for Children and Youth, Transgender Communities, and a smaller increase for Sex Workers. A small amount of funding was documented for Older Adults, which had no grant funding in this region in the previous report.

LGBTI FUNDING FOR SUB-SAHARAN AFRICA, BY SELECTED POPULATIONS (2015–2018)





BEHIND THE NUMBERS

The Amsterdam Network

The Amsterdam Network is a group of Global North LGBTI organizations collaborating to influence their governments' integration of LGBTI rights in foreign policy and development assistance. Eight members of the Amsterdam Network are intermediary funders who award grants as part of their advocacy efforts, and each submitted

grantmaking data for this report. Collectively, they awarded 463 grants and \$15 million in funding for global LGBTI issues in 2017–2018. Comparing funding over time by seven members who also reported in the previous report, funding by the Amsterdam Network increased by \$4.4 million in 2017–2018.

Sub-Saharan Africa was the most funded region, receiving \$5 million in funding from the Amsterdam Network in 2017–2018, followed by the regions of Eastern Europe, Central Asia and Russia which received \$3.7 million, and Asia and the Pacific which received \$2.8 million in the same period.

AMSTERDAM NETWORK FUNDING BY INSTITUTION (2017–2018)

Funder Name	Total Amount
COC NETHERLANDS	\$8,556,326
FUNDACIÓN TRIÁNGULO	\$1,106,993
INTERNATIONAL LESBIAN, GAY, BISEXUAL, TRANS AND INTERSEX ASSOCIATION (ILGA)-EUROPE	\$1,259,028
LESBIAN AND GAY FEDERATION IN GERMANY (LSVD)	\$366,564
LGBT DENMARK	\$358,748
NORWEGIAN ORGANISATION FOR SEXUAL AND GENDER DIVERSITY (FRI)	\$1,377,356
OUTRIGHT ACTION INTERNATIONAL	\$271,563
THE SWEDISH FEDERATION FOR LGBTIQI RIGHTS (RFSL)	\$1,654,337

AMSTERDAM NETWORK FUNDING BY REGION (2017-18)

Region	Total Amount
Asia and Pacific	\$2,795,786
Eastern Europe, Central Asia and Russia	\$3,689,142
International/Multiregional/Unspecified	\$1,226,348
Latin America and the Caribbean	\$1,211,612
Middle East and North Africa	\$1,045,579
Sub-Saharan Africa	\$4,948,303
Western Europe	\$34,146
GRAND TOTAL	\$14,950,916

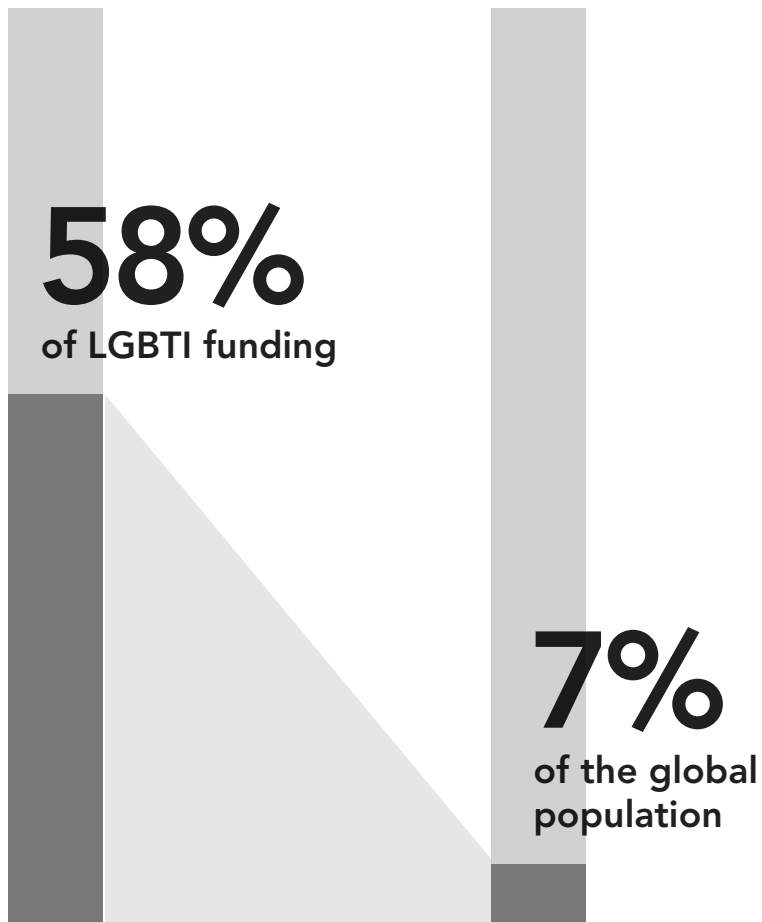
R + US -

AMSTERDAM NETWORK MEMBER INSTITUTIONS: COC Netherlands, Council for Global Equality, Dignity Network, Egale Canada, Fundación Triángulo, Human Rights Trust, ILGA-Europe, Kaleidoscope Trust, Lesbian and Gay Federation in Germany (LSVD), LGBT Denmark, Norwegian Organisation for Sexual and Gender Diversity (FRI), OutRight International, Seta: LGBTI Rights in Finland, Stonewall Foundation UK, The Swedish Federation for LGBTQ Rights (RFSL).

Funding for LGBTI Issues in the Global North

Over the two-year period of 2017–2018, 660 foundations, corporations, intermediaries, donor governments, and multilateral agencies awarded 11,823 grants totaling over \$323 million for LGBTI issues in the Global North.

For the purposes of this report, the Global North is defined to encompass Canada, the United States, and Western Europe. The regions include most of the world’s highest-income countries. They are home to around 7 percent of the global population,²⁸ yet received 58 percent of LGBTI funding in this time period.



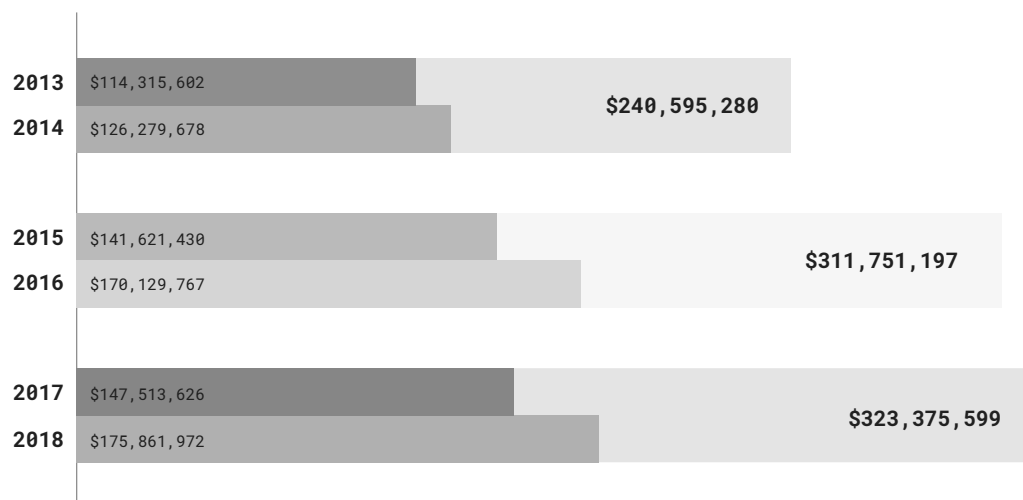
²⁸ Data retrieved March 5, 2020. <https://www.worldometers.info/world-population/population-by-region/>

Funding in the Global North has increased over the six years of documented data; however, the amount and percentage of increase has fluctuated. The 2015–2016 report showed a 30 percent increase from the previous reporting period, while the 2017–2018 report shows a 4 percent increase. The large increase in 2015–2016 can be primarily attributed to philanthropic response following the tragedy in Orlando, Florida in the United States. In 2016, Pulse Nightclub, a gay nightclub, was attacked by a gunman on Latin Night. The philanthropic response resulted in nearly \$30 million in direct financial assistance to survivors and family members of those lost. This direct assistance was tightly focused in both scope and time, but constituted a full 15 percent of the year's total LGBTI funding from foundations in the United States. Without that response, funding for LGBTI issues in the Global North would have declined in 2016.

+4%



FUNDING FOR LGBTI ISSUES IN THE GLOBAL NORTH, BY YEAR (2013–2018)



Top Funders and Grant Recipients of LGBTI Funding for the Global North

The top 10 funders of LGBTI issues in the Global North awarded over \$129 million, or 37 percent of the total. Of the funders in the top ten, nine were located in the United States, and one was located in the United Kingdom.²⁹ Overall, 99 percent of funding focused on the Global North was received from funders based in the Global North.

TOP 10 FUNDERS OF LGBTI ISSUES IN THE GLOBAL NORTH (2017–2018)³⁰

	DONORS	TOTAL FUNDS
1	Gilead Sciences	31,896,037
2	Gill Foundation	\$19,392,707
3	Arcus Foundation	\$18,929,000
4	Evelyn and Walter Haas Jr, Fund	\$11,715,700
5	National Lottery Community Fund, The	\$8,980,621
6	Ford Foundation	\$8,592,000
7	H. van Ameringen Foundation	\$8,211,500
8	M.A.C. AIDS Fund	\$7,447,648
9	Borealis Philanthropy	\$7,041,925
10	Tides Foundation	\$6,608,278

R + US +

NOTE: Anonymous donors awarded \$26 million during this period. If they appeared on the list above as a single funder, they would rank as the number two funder of LGBTI issues in the Global North.

²⁹ In the case of grantmakers with offices in multiple global regions, grantmaker location generally refers to the primary headquarters. Moreover, if an institution reports grantmaking through U.S. 990 tax forms, it is considered U.S.-based for the purposes of this report methodology.

³⁰ In contrast to most other calculations in this report, all lists of top funders do include funds awarded for the purpose of regranteeing, in order to document the full amount of LGBTI funding flowing from (or through) each funder. The total funding for the Global North in 2017–2018 including regranteeing comes to \$346,099,553.

The top ten grant recipients of LGBTI funding for the Global North received a total of over \$46 million, or 14 percent of the total. All top grant recipients were located in the United States.

NOTE: These totals include the full amount of any multiyear grants awarded over the two-year period of 2017–2018. As such, the totals may exceed their total two-year operating revenue for 2017–2018.

TOP 10 GRANT RECIPIENTS OF LGBTI FUNDING THE GLOBAL NORTH (2017–2018)

	DONORS	TOTAL FUNDS
1	GLAAD	\$5,666,123
2	Transgender Law Center	\$5,589,370
3	SAGE	\$5,543,939
4	New York LGBT Center	\$4,969,439
5	Genders & Sexualities Alliance Network	\$4,960,455
6	Human Rights Campaign (HRC) Foundation	\$4,385,540
7	Freedom for All Americans	\$4,120,000
8	National LGBTQ Task Force	\$4,102,355
9	Palm Center	\$3,764,250
10	Funders for LGBTQ Issues	\$3,728,978



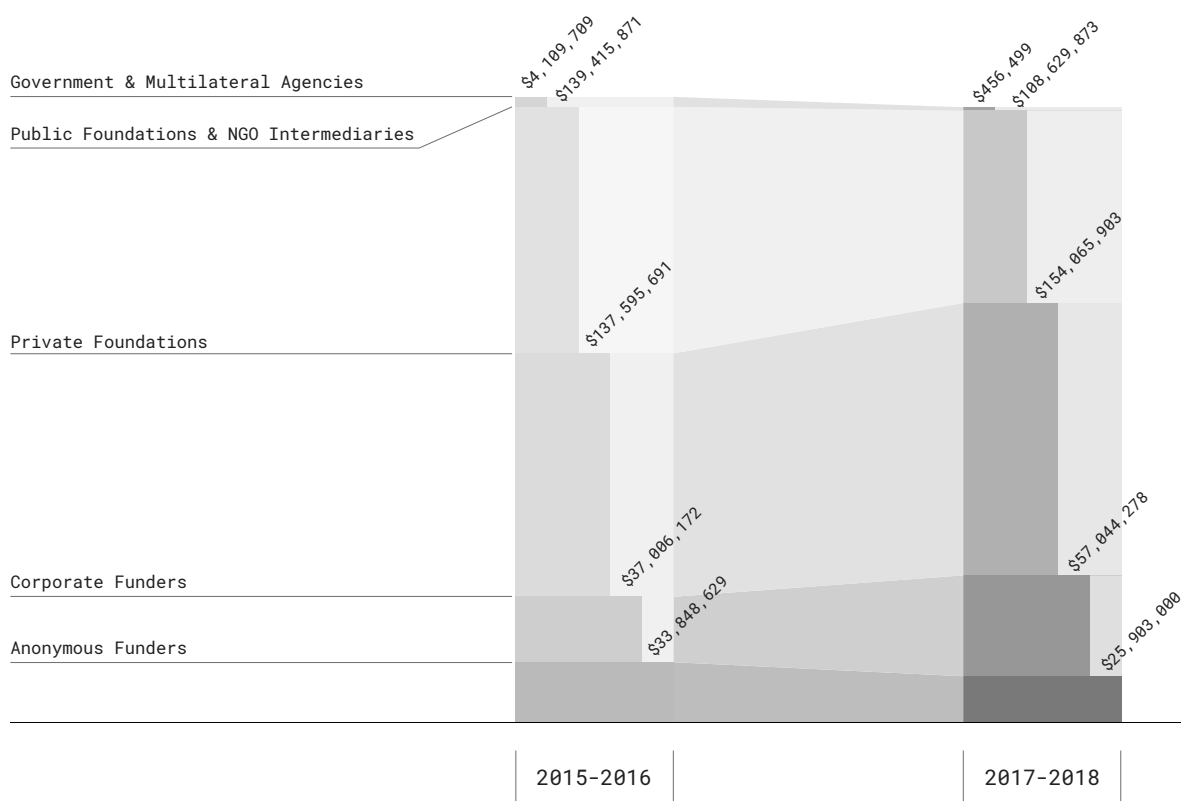
NOTE: Anonymous grant recipients in various locations received a total of \$10.6 million over the two-year period of 2017–2018

Sources of LGBTI Funding for the Global North

Over the two-year period of 2017–2018, private foundations and corporations increased their support for LGBTI issues in the Global North, while all other types of funders decreased their support for this area.

The decrease of \$30 million in funding by public foundations and intermediaries is largely attributable to them being the vehicles for victim support in the wake of the Pulse Nightclub Massacre in Orlando, Florida in the United States.

SOURCES OF LGBTI FUNDING FOR THE GLOBAL NORTH (2015–2018)³²



³¹ Some domestic government funding was included in the 2015–2016 report and has been removed from this listing due to clarification of the report methodology.

³² In contrast to most other calculations in this report, all lists of charts showing LGBTI Funding by Funder Type do include funds awarded for the purpose of regranting, in order to document the full amount of LGBTI funding flowing from (or through) each funder type.

Issues Addressed by LGBTI Funding
for the Global North

Over the two-year period of 2017–2018, funding for LGBTI issues in the Global North increased across some issue areas while decreasing in others, with the largest percentage increase in the issues of Education and Safe Schools.

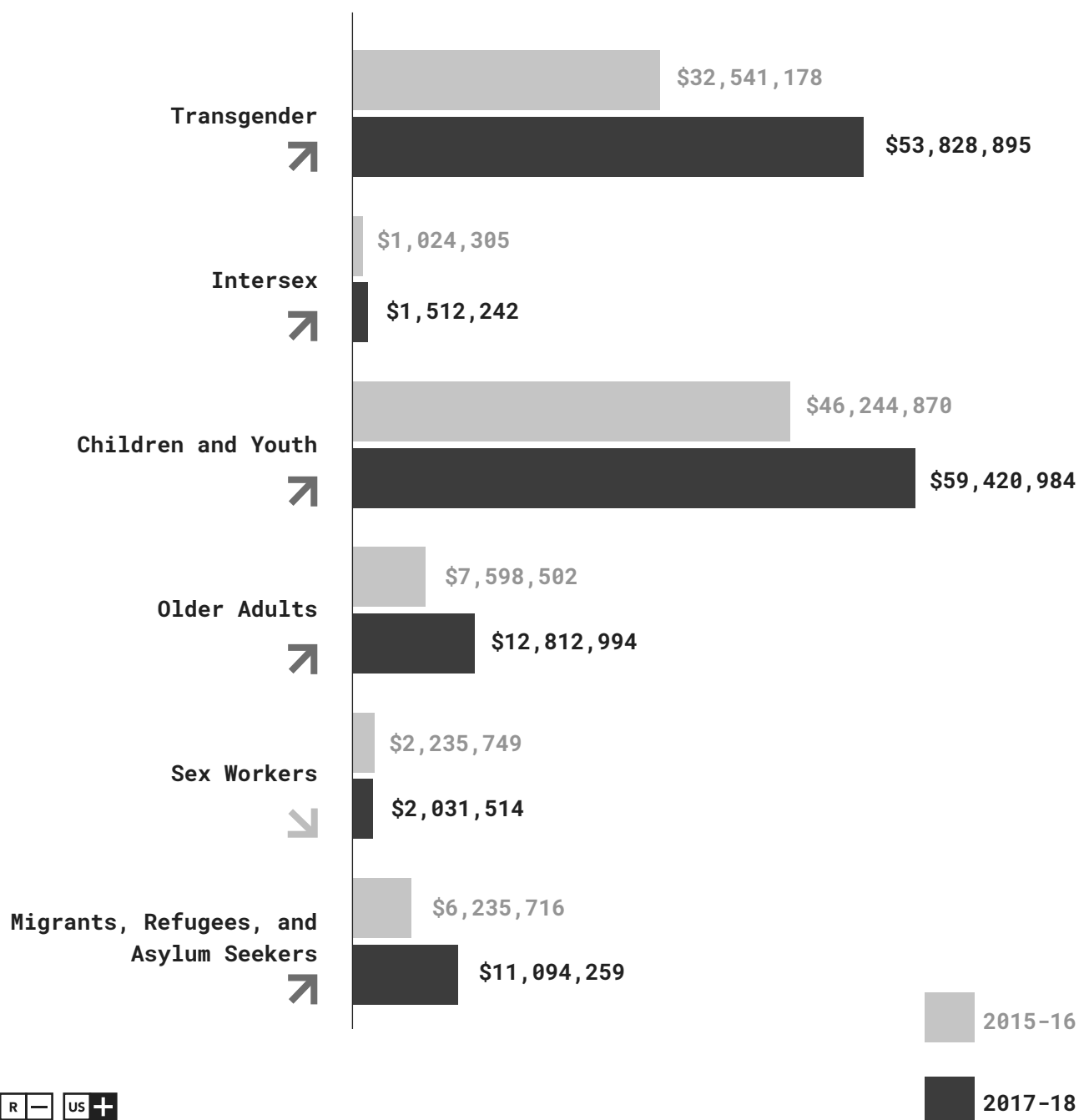
LGBTI FUNDING FOR THE GLOBAL NORTH, BY ISSUE ADDRESSED (2015–2018)

Issue Areas	2015–16	2017–18
Human Rights	\$119,190,226	\$120,324,061
Health and Well-Being	\$60,786,583	\$72,790,084
Strengthening Community, Families, and Visibility	\$53,741,219	\$66,098,954
Confronting Violence, Homophobia, and Transphobia	\$35,309,752	\$18,122,074
Education/Safe Schools	\$13,952,239	\$18,525,469
Other Issues	\$15,944,285	\$16,315,767
Economic Issues	\$12,826,894	\$11,199,191

Population Focus of LGBTI Funding for the Global North

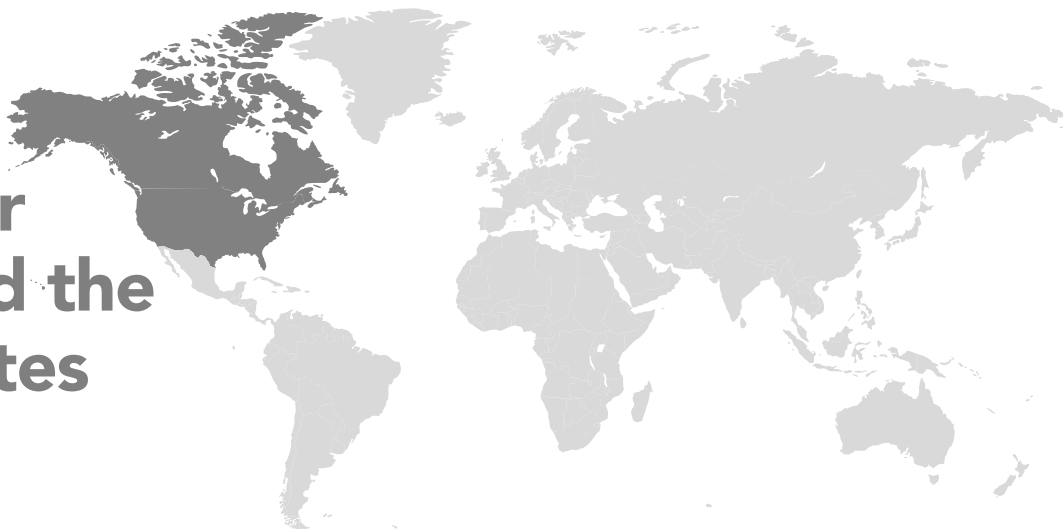
Over the two-year period of 2017–2018, funding for most of this report’s “spotlight” populations increased in the Global North, with the largest percentage increase for Migrants, Refugees, and Asylum Seekers. Funding in the Global North decreased for grants focused on Sex Workers.

LGBTI FUNDING FOR THE GLOBAL NORTH, BY POPULATION FOCUS, 2015–2018



SNAPSHOT

LGBTI Funding for Canada and the United States



CANADA AND THE UNITED STATES, 2017–2018

NUMBER OF GRANTS

11,288

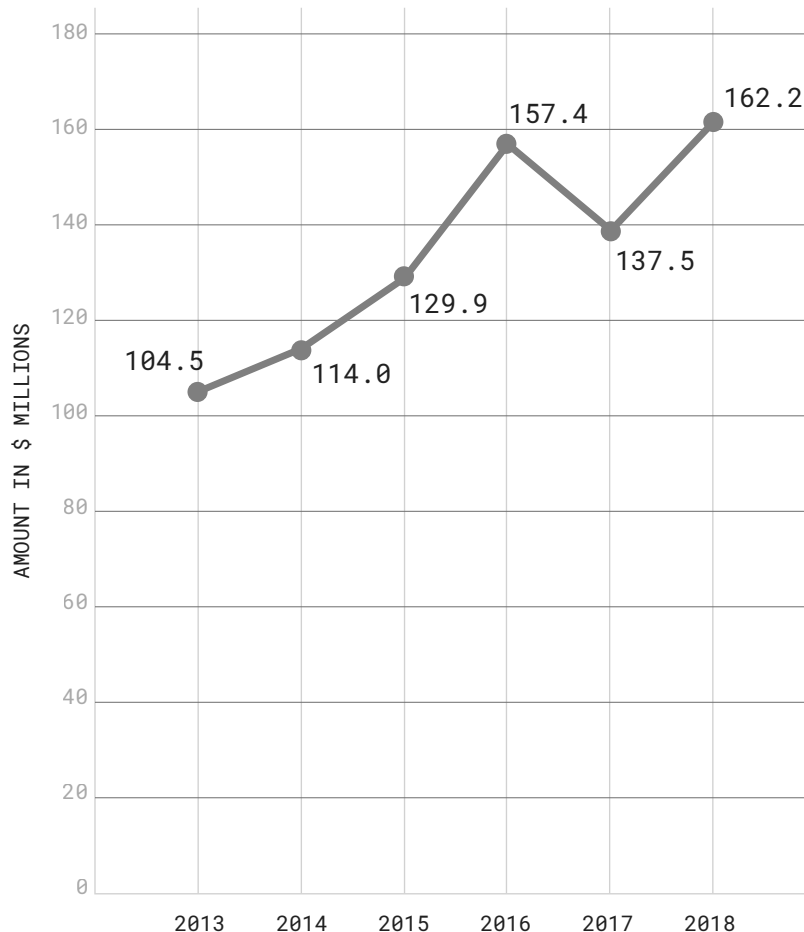
AVERAGE GRANT

\$26,555

TOTAL FUNDING

\$299.7 M

LGBTI FUNDING FOR CANADA AND THE UNITED STATES
(2013–2018)



Over the two-year period of 2017–2018, 603 funders awarded \$299,743,424 to organizations and projects working on LGBTI issues in Canada and the United States. That represents an increase of around \$12.4 million compared to the last reporting period.



For a detailed analysis on funding for LGBTI communities in the United States, please refer to the 2017 and 2018 editions of Funders for LGBTQ Issues' annual *Tracking Report: Lesbian, Gay, Bisexual, Transgender and Queer Grantmaking by US Foundations*. Because the U.S. is documented in detail within these annual reports, this section presents an abridged snapshot report focused on Canada.

LGBTI Funding Focused on Canada

Ten funders reported 31 grants awarded for work focused on Canada in 2017–2018, totaling around \$530,000. Of this total, public foundation grants accounted for 46 percent of the giving, while corporations made up 45 percent, and private foundations totaled 9 percent. Eight of the ten grantmakers were based in the United States, with the other two based in Canada. All of the grantees were based in Canada.

Issues Addressed by LGBTI Funding for Canada

In 2017–2018, the largest amount and percentage of funding to Canada was focused on Human Rights, at 46 percent. Of that issue area, 56 percent was directed to the sub-issue of Migration and Refugee Issues. Health and Well-Being was the second largest issue area, at 35 percent of the total, with the sub-issue of HIV/AIDS accounting for 55 percent of Health and Wellness.

NOTE: See *2017 Tracking Report: Lesbian, Gay, Bisexual, Transgender, and Queer Grantmaking* by U.S. Foundations at <https://lgbtfunders.org/research-item/2017-tracking-report/> and *2018 Tracking Report: Lesbian, Gay, Bisexual, Transgender and Queer Grantmaking* by U.S. Foundations at <https://lgbtfunders.org/research-item/2018->

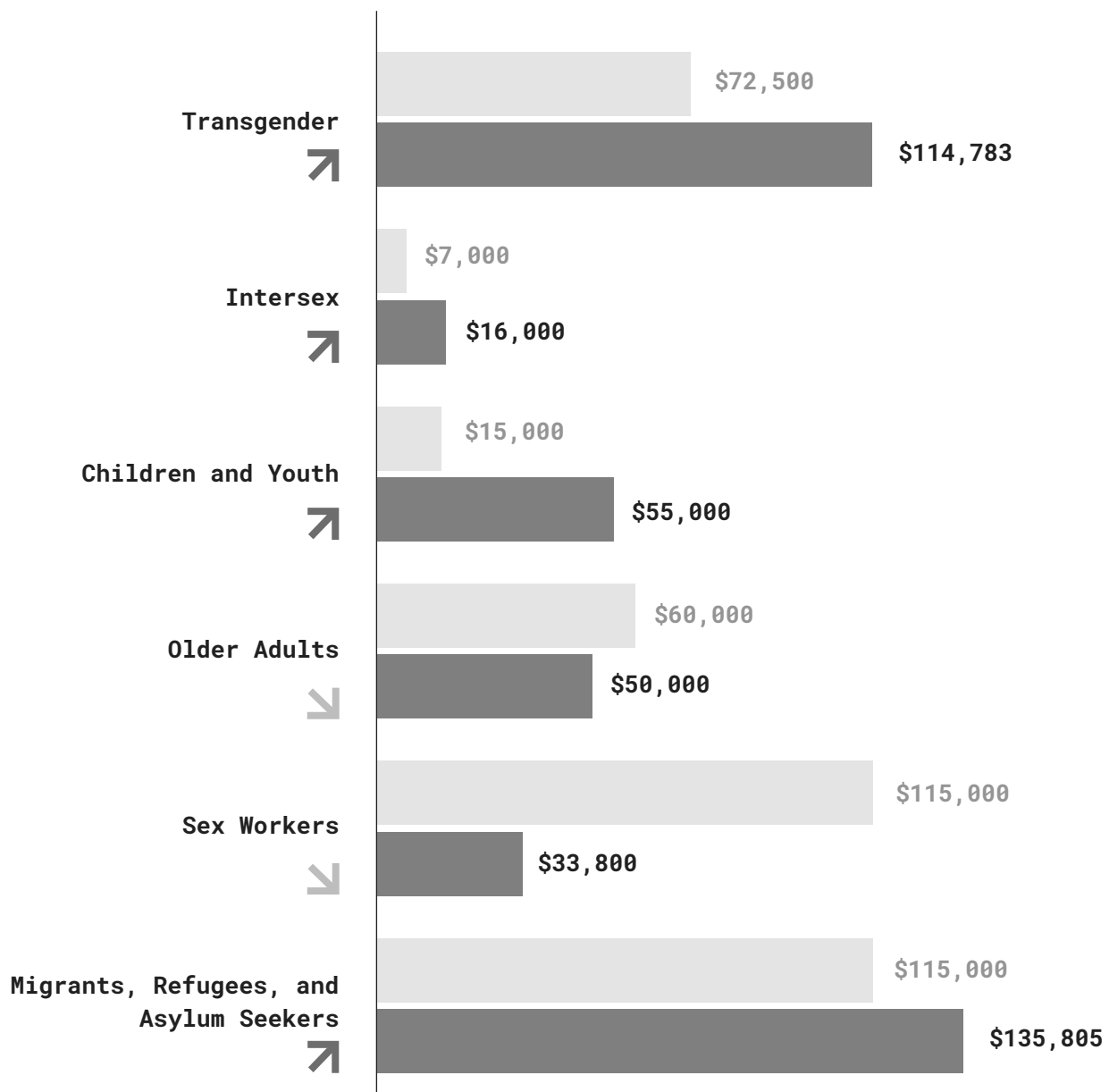
LGBTI FUNDING FOR CANADA, BY ISSUE ADDRESSED (2015-2018)

Issues/Sub-Issues	2015-2016		2017-2018	
Human Rights	\$122,000	12%	\$244,305	46%
Migration and Refugee Issues	\$115,000	11%	\$135,805	26%
Decriminalization and Criminal Justice Reform			\$75,000	14%
Gender Identity Rights	\$7,000	1%	\$17,500	3%
Intersex Rights	N/A		\$16,000	3%
Health and Well-Being	\$841,703	81%	\$187,135	35%
HIV/AIDS	\$316,703	30%	\$102,435	19%
General Health Services and Health Promotion	\$125,000	12%	\$33,800	6%
Cultural Competence and Data Collection			\$25,900	5%
Mental Health, Substance Abuse, and Suicide Prevention	\$400,000	39%	\$25,000	5%
Strengthening Community, Families, and Visibility	\$17,500	2%	\$18,254	3%
Visibility	\$17,500	2%	\$14,403	3%
Strengthening Families			\$3,851	1%
Economic Issues	\$50,000	5%	\$70,000	13%
Housing and Homelessness	\$50,000	5%	\$70,000	13%
Other Issues	\$7,274	1%	\$10,000	2%
Multi-Issue	\$7,274	1%	\$10,000	2%
GRAND TOTAL	\$1,038,477	100%	\$529,694	100%

Population Focus of LGBTI Funding for Canada

In 2017–2018, 26 percent of LGBTI funding focused on Canada was for work around Migrants, Refugees, and Asylum Seekers, while 22 percent was focused on Transgender communities, both populations increasing in amount and percentage from the previous reporting period. Funding focused on Sex Workers decreased in amount and in percentage, accounting for only 6 percent of the country's total LGBTI funding in 2017–2018.

LGBTI FUNDING FOR CANADA, BY POPULATION FOCUS (2015–2018)



SNAPSHOT

LGBTI Funding for Western Europe



WESTERN EUROPE, 2017–2018

NUMBER OF GRANTS

535

AVERAGE GRANT

\$43,844

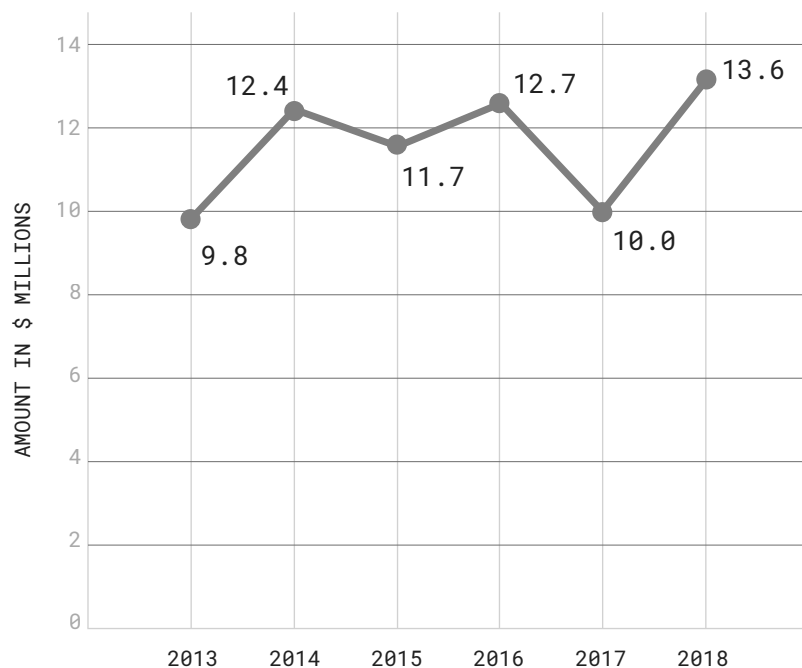
MEDIAN GRANT

\$19,905

TOTAL FUNDING

\$23.6 M

Over the two-year period of 2017–2018, 65 grantmakers awarded \$23,632,176 focused on LGBTI issues in Western Europe. The region showed a decrease in total grant amount despite an increase in the number of funders and number of grants compared to the last reporting period.

LGBTI FUNDING FOR WESTERN EUROPE (2013–2018)³³

R

³³ Some domestic government funding was included in the 2015–2016 report and has been removed from this listing due to clarification of the report methodology.

Top Funders of LGBTI Issues in Western Europe

Collectively, the top ten funders for the region awarded \$18.5 million, accounting for 78 percent of all LGBTI funding for Western Europe. Six of the funders were based in Western Europe, and four were based in the United States.

THE TOP 10 FUNDERS OF LGBTI ISSUES IN WESTERN EUROPE (2017–2018)³⁴

	DONOR NAME	TOTAL FUNDS FOR THE REGION
1	National Lottery Community Fund, The	\$8,980,621
2	M.A.C. AIDS Fund	\$2,449,260
3	Gilead Sciences	\$1,553,945
4	Comic Relief	\$1,087,746
5	Tudor Trust, The	\$921,819
6	Open Society Foundations	\$915,000
7	Esmée Fairbairn Foundation	\$873,961
8	Wellcome Trust	\$766,294
9	Arcus Foundation	\$550,000
10	Lloyds Bank Foundation for England and Wales	\$413,526

NOTE: Anonymous donors awarded \$457,000 during this period. If they were considered as a single funder, they would be the tenth top funders of LGBTI issues in Western Europe.

24 In contrast to most other calculations in this report, all lists of top funders do include funds awarded for the purpose of regranting, in order to document the full amount of LGBTI funding flowing from (or through) each funder. The total regional funding for Western Europe in 2017–2018 including regranting comes to \$23,632,176.

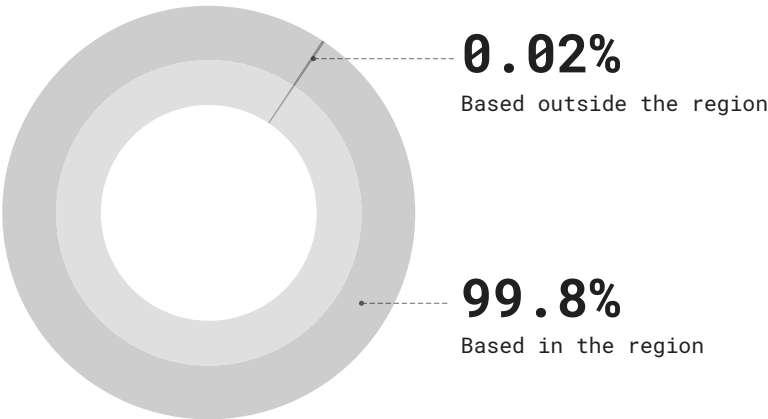
MAP OF LGBTI FUNDING FOR WESTERN EUROPE, BY COUNTRY (2017-2018)

R



LGBTI Funding for Western Europe, by Recipient Location

Nearly all LGBTI funding focused on Western Europe went to grantees based in the region, with the exception of \$55,523 going to organizations based in India and the United States.



COUNTRY	TOTAL FUNDS RECEIVED
United Kingdom - All Countries/Unspecified	\$8,182,556
England	\$7,152,051
Northern Ireland	\$158,478
Scotland	\$1,397,370
Wales	\$359,330
Germany	\$1,586,189
Spain	\$462,497
The Netherlands	\$433,543
Italy	\$429,026
Ireland	\$281,288
France	\$254,076
Albania	\$228,238
Austria	\$166,517
Belgium	\$56,764
Greece	\$28,011
Portugal	\$24,225
Iceland	\$20,000
Switzerland	\$15,459
Denmark	\$12,000
Sweden	\$6,584
Norway	\$4,488
Cyprus	\$1,433
Malta	\$1,141
Multiple Countries/Unspecified	\$2,370,912

Issues Addressed by LGBTI Funding for Western Europe



With the exception of funding for Health and Wellness and for Strengthening Community, Families, and Visibility, every issue area witnessed a funding decrease in Western Europe since the last reporting period. The sub-issue of funding focused on HIV/AIDS accounted for 46 percent of the total Health and Wellness funding for this region.

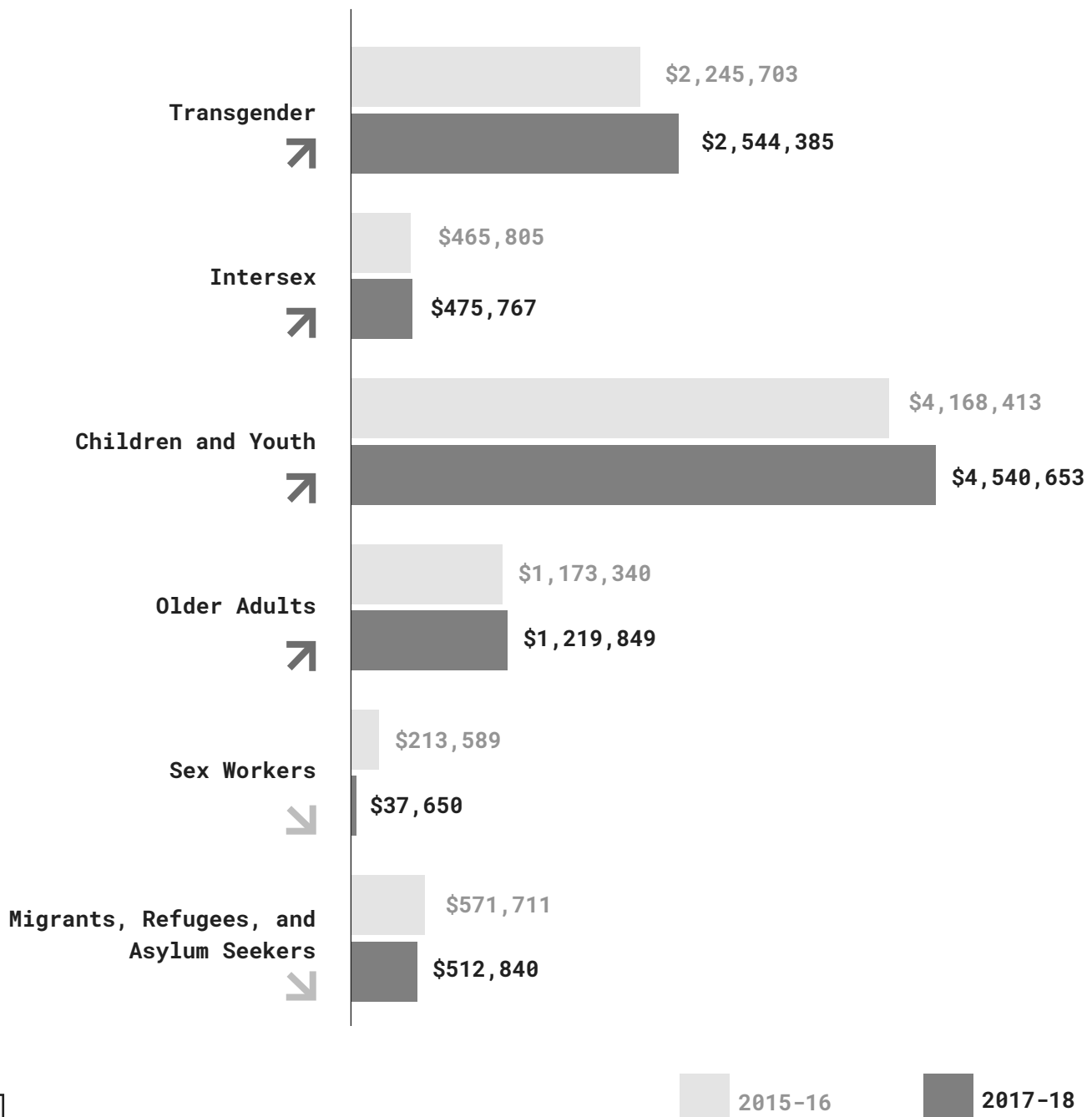
LGBTI FUNDING FOR WESTERN EUROPE, BY ISSUE ADDRESSED (2015–2018)

Issues/Sub-Issues	2015–2016		2017–2018	
Health and Well-Being	\$6,049,980	25%	\$8,492,584	36%
HIV/AIDS	\$3,976,790	16%	\$3,965,433	17%
General Health Services and Health Promotion	\$342,403	1%	\$3,441,756	15%
Mental Health, Substance Abuse, and Suicide Prevention	\$1,349,660	6%	\$809,176	3%
Cultural Competence and Data Collection	\$301,974	1%	\$192,894	1%
Sexual and Reproductive Health	\$66,000	<1%	\$83,325	<1%
Cancer	\$13,154	<1%		
Strengthening Community, Families, and Visibility	\$4,824,636	20%	\$7,008,961	30%
Community Building/Empowerment	\$3,007,869	12%	\$5,046,311	21%
Visibility	\$319,942	1%	\$889,534	4%
Religion	\$65,725	<1%	\$428,739	2%
Sports	\$293,125	1%	\$384,421	2%
Strengthening Families	\$1,137,974	5%	\$259,956	1%
Civil/Human Rights	\$7,917,523	32%	\$5,091,971	21%
Civil/Human Rights (General/Other)	\$6,277,965	26%	\$3,202,660	13%
Gender Identity Rights	\$1,046,220	4%	\$947,351	4%
Immigration and Refugee Issues	\$571,711	2%	\$459,916	2%
Intersex Rights	N/A		\$458,632	2%
Challenging Anti-LGBTQI Laws			\$19,818	<1%
Marriage/Civil Unions	\$15,000	<1%	\$3,593	<1%
Criminalization and Criminal Justice Reform	\$6,627	<1%		
Confronting Violence, Homophobia, and Transphobia	\$2,052,782	8%	\$2,175,418	9%
Homophobia, Biphobia and Transphobia	\$839,420	3%	\$1,512,711	6%
Anti-Violence	\$1,213,362	5%	\$662,707	3%
Economic Issues	\$1,112,803	5%	\$300,217	1%
Housing and Homelessness	\$639,054	3%	\$281,217	1%
Labor/Employment	\$473,750	2%	\$19,000	<1%
Education/Safe Schools	\$202,351	1%	\$186,920	1%
Safe Schools	\$49,958	<1%	\$186,920	1%
Education	\$152,393	1%		
Other Issues	\$2,285,003	9%	\$376,104	2%
Multi-Issue	\$2,285,003	9%	\$193,515	1%
Philanthropy			\$182,589	1%
Grand Total	\$24,445,078	100%	\$23,632,175	100%

Population Focus of LGBTI Funding for Western Europe

Over the two-year period of 2017–2018, funding for some of this report’s “spotlight” populations increased in Western Europe compared to 2015–2016, including for Transgender and Intersex Communities and for Children and Youth and Older Adults. Funding decreased for Sex Workers and for Migrants, Refugees, and Asylum Seekers.

LGBTI FUNDING FOR WESTERN EUROPE, BY SELECTED POPULATIONS (2015–2018)



Funding for International LGBTI Issues

Over the two-year period of 2017–2018, 96 grantmakers awarded \$64,978,922 to organizations and projects working on LGBTI issues in the international arena. Funding for LGBTI issues in the international arena encompasses all funding that crosses country and regional boundaries and could include funding to promote LGBTI issues globally through advocacy to international bodies.

96

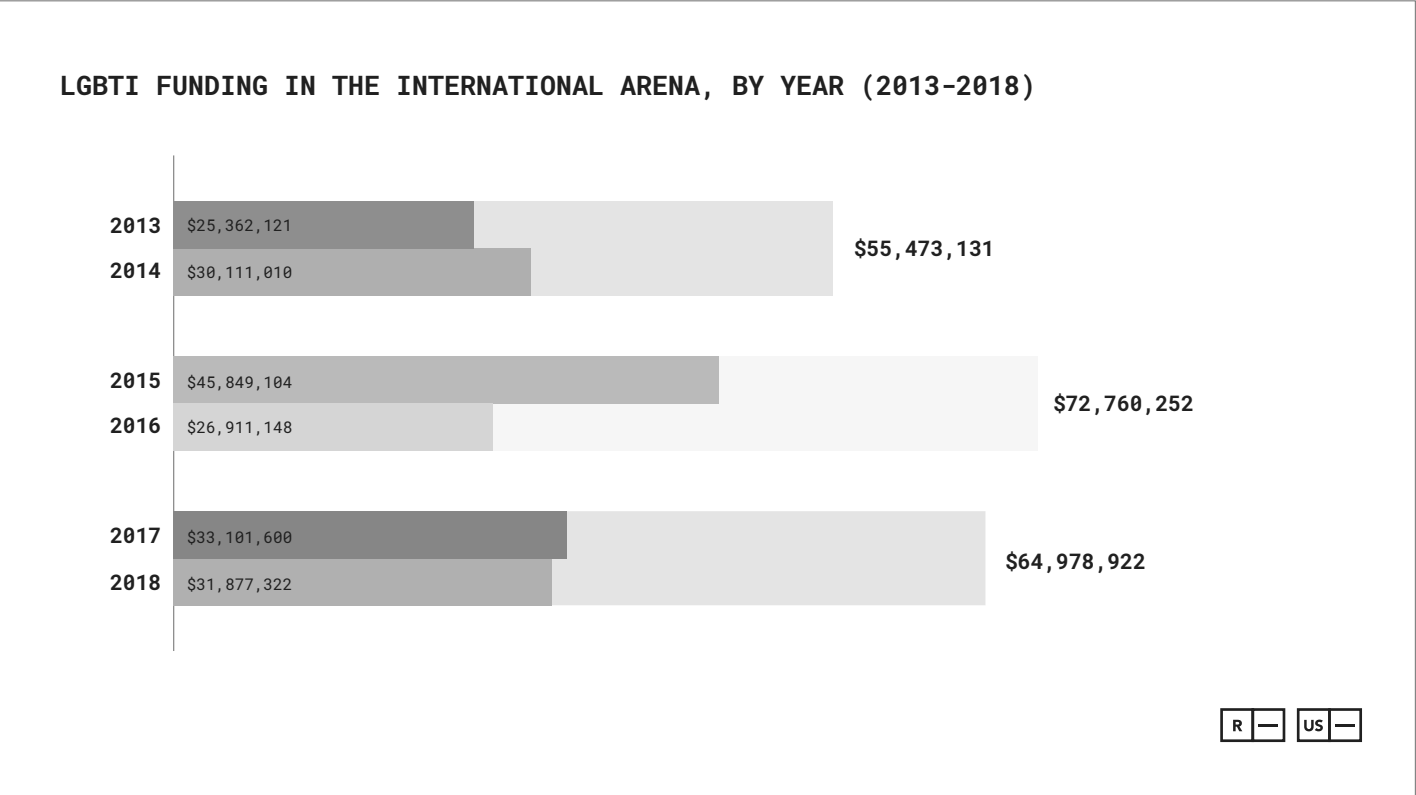
Grants

Funds

\$64.9 M



Reported funding for international LGBTI issues decreased from the \$72.7 million reported in the period from 2015–2016, while showing an increase in the number of grants and number of funders.



Top Funders and Recipients

When regranting dollars are included, a total of \$76.7 million was awarded for international LGBTI issues in 2017–2018, of which \$57.7 million, or 75 percent, was provided by the top ten funders.

NOTE: Anonymous funders awarded 23 grants totaling \$7,230,500 for international LGBTI issues during 2017–2018.

TOP TEN FUNDERS IN THE INTERNATIONAL LGBTI ARENA (2017–2018)³⁵

	Funder Name	Total Amount
1	Government of Sweden	\$9,394,988
2	Government of Finland	\$7,431,677
3	Arcus Foundation	\$7,335,755
4	Anonymous Donors	\$7,230,500
5	World Bank	\$6,545,935
6	Government of Norway	\$5,867,411
7	Tides Foundation	\$4,353,706
8	Open Society Foundations	\$3,808,800
9	Government of the United Kingdom	\$3,289,262
10	Elton John AIDS Foundation (UK)	\$2,449,875

R — US +

TOP TEN GRANT RECIPIENTS IN THE INTERNATIONAL LGBTI ARENA (2017–2018)

	Funder Name	Total Amount
1	U.S. Department of State - Global Equality Fund	\$7,005,939
2	International Planned Parenthood Federation (IPPF)	\$3,433,673
3	USAID - Global Development Partnership	\$3,355,860
4	Astraea Lesbian Foundation for Justice	\$3,127,407
5	Equality and Justice Alliance	\$3,066,882
6	International Lesbian, Gay, Bisexual, Trans and Intersex Association (ILGA) - World	\$2,515,774
7	Ipas	\$2,421,682
8	OutRight Action International	\$1,946,978
9	United Nations OHCHR	\$1,909,232
10	All Out	\$1,801,151

R — US —

NOTE: Anonymous grantees were awarded 74 grants totaling \$8.4 million for international LGBTI issues during 2017–2018.

NOTE: The totals listed in this chart include the full amount of any multiyear grant awarded over the two-year period of 2017–2018. Many of the top recipients received grants awarded for a period of three years or more. As such, their totals listed may exceed their two-year operating revenue for 2017–2018.

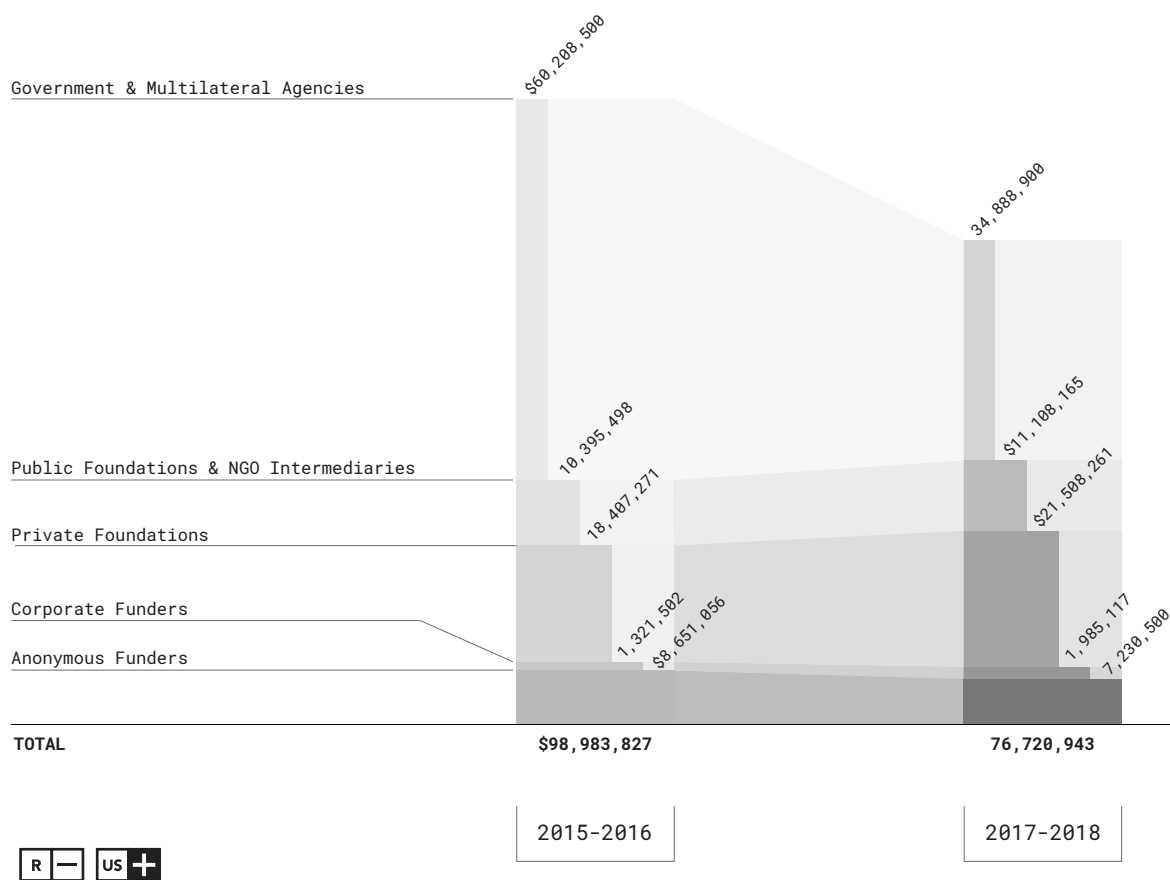
³⁵ In contrast to most other calculations in this report, all lists of top funders do include funds awarded for the purpose of regranting, in order to document the full amount of LGBTI funding flowing from (or through) each funder. The total funding for International Issues in 2017–2018 including regranting comes to \$76,720,942.

Sources of Funding for International LGBTI Issues

During 2017–2018, the highest percentage of international LGBTI funding, 45 percent, was awarded by Donor Governments and Multilateral Agencies. Private Foundations were the next highest type of funder at 28 percent. Public Foundations and Intermediaries accounted for 14 percent of the total, with Corporations and Anonymous funders totaling 9 percent combined.

Compared to the two year period of 2015–2016, there were increases in grant amount from Corporate, Public, and Private Foundations, while Donor Government and Multilateral funders and Anonymous donors decreased.

LGBTI FUNDING IN THE INTERNATIONAL ARENA, BY FUNDER TYPE (2015–2018)³⁶



³⁶ In contrast to most other calculations in this report, all lists of charts showing LGBTI Funding by Funder Type do include funds awarded for the purpose of regranting, in order to document the full amount of LGBTI funding flowing from (or through) each funder type.

Issues Addressed by International LGBTI Funding

R — US —

Funding for Human Rights continued to be the most funded issue area at 74 percent of the total for international LGBTI funding, despite showing a decrease in total amount and percentage compared to the previous reporting period.

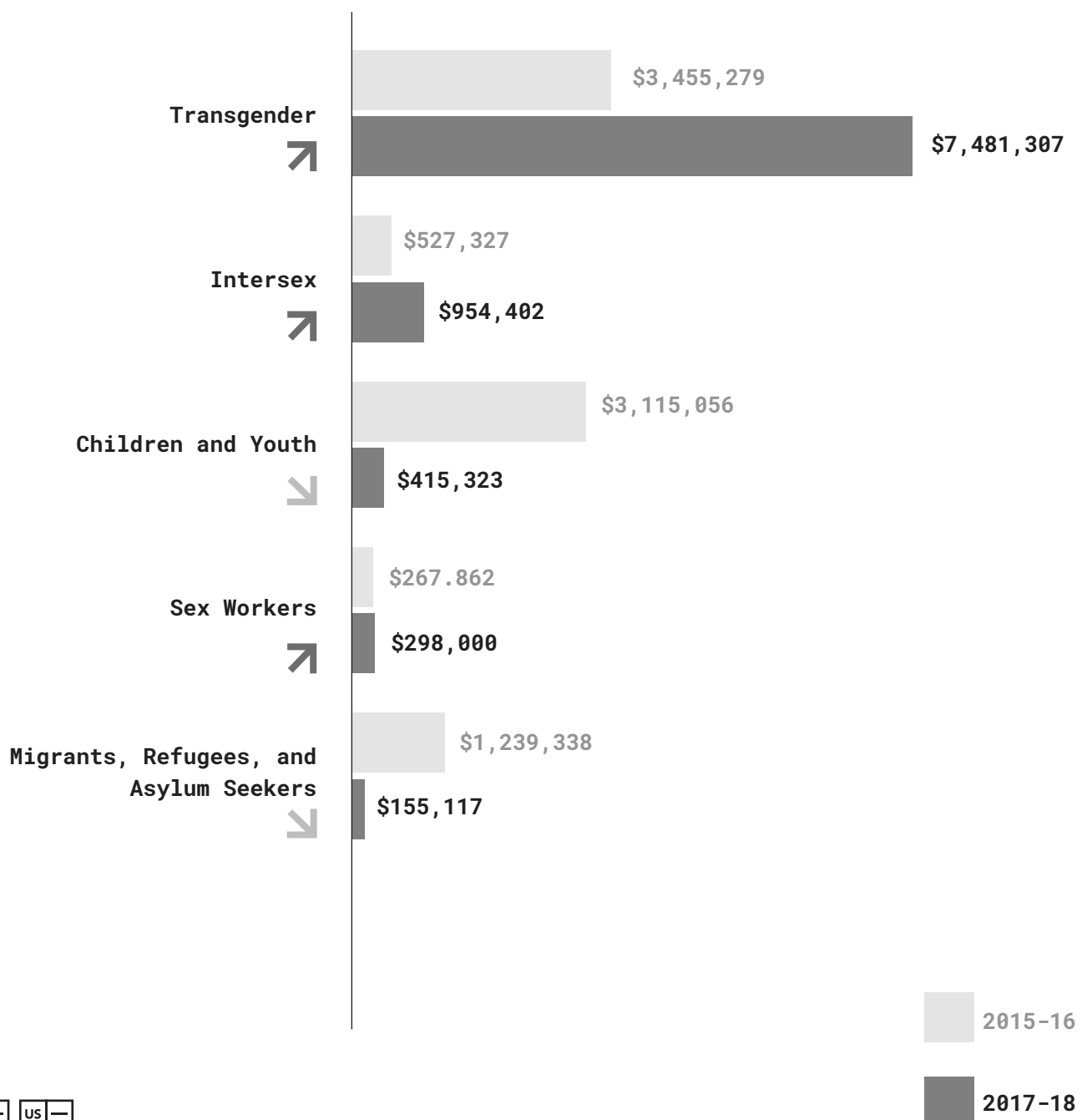
LGBTI FUNDING IN THE INTERNATIONAL ARENA, BY ISSUE ADDRESSED (2015–2018)

Issues/Sub-Issues	2015–2016		2017–2018	
Civil/Human Rights	\$58,506,918	80%	\$48,248,714	74%
Civil/Human Rights (General/Other)	\$48,936,041	67%	\$39,739,498	61%
Sexual and Reproductive Rights/Justice	\$5,907,019	8%	\$3,543,873	5%
Gender Identity Rights	\$2,267,248	3%	\$2,647,764	4%
Challenging Anti-LGBTQI Laws	\$760,000	1%	\$1,032,908	2%
Marriage/Civil Unions			\$600,000	1%
Intersex Rights	N/A		\$350,029	1%
Immigration and Refugee Issues	\$361,610	<1%	\$114,642	<1%
Religious Exemptions			\$100,000	<1%
Criminalization and Criminal Justice Reform			\$70,000	<1%
Nondiscrimination Protections	\$150,000	<1%	\$50,000	<1%
Sex Worker Rights	\$125,000	<1%		
Health and Well-Being	\$6,709,972	9%	\$10,789,277	17%
HIV/AIDS	\$5,757,535	8%	\$10,534,277	16%
Mental Health, Substance Abuse, and Suicide Prevention	\$2,437	<1%	\$205,000	<1%
General Health Services and Health Promotion	\$150,000	<1%	\$50,000	<1%
Cultural Competence and Data Collection	\$100,000	<1%		
Insurance Coverage	\$700,000	1%		
Strengthening Community, Families, and Visibility	\$1,885,048	3%	\$2,186,882	4%
Religion	\$1,515,458	2%	\$1,192,489	2%
Visibility	\$105,603	<1%	\$476,764	1%
Strengthening Families	\$152,460	<1%	\$275,000	<1%
Community Building/Empowerment	\$111,527	<1%	\$242,629	<1%
Confronting Violence, Homophobia, and Transphobia	\$335,128	<1%	\$341,785	1%
Homophobia, Biphobia and Transphobia	\$335,128	<1%	\$286,500	<1%
Anti-Violence			\$55,285	<1%
Education/Safe Schools			\$74,000	<1%
Education			\$64,000	<1%
Safe Schools			\$10,000	<1%
Economic Issues			\$159,718	<1%
Labor/Employment			\$159,518	<1%
Food Security			\$200	<1%
Other Issues	\$5,323,188	8%	\$3,178,546	5%
Philanthropy	\$857,527	1%	\$2,861,307	4%
Multi-Issue	\$1,128,278	2%	\$317,239	<1%
Unspecified	\$3,337,383	5%		
GRAND TOTAL	\$72,760,254	100%	\$64,978,922	100%

Population Focus of International LGBTI Funding

Over the two-year period of 2017–2018, international LGBTI funding showed an increase in funding focused on Sex Workers, Intersex communities, and Transgender communities. Funding decreased for Migrants, Refugees, and Asylum Seekers, and for Children and Youth.

LGBTI FUNDING IN THE INTERNATIONAL AREA, BY SELECTED POPULATIONS (2015–2018)



BEHIND THE NUMBERS

Which Funders Are Missing from This Report?

This edition of the *Global Resources Report* includes data on LGBTI grants awarded by over 800 funding institutions including foundations, intermediaries, corporations, donor government agencies, and multilateral agencies. However, as with any research effort, there are gaps in the data available and therefore reported in this edition.

Most of the data analyzed in this report is collected directly from the funder awarding the grant. In some cases, when unable to obtain grants data directly from a funding entity, the data can instead be accessed from public documents such as annual reports and online grants databases. In the case of U.S.-based private foundations and public charities, data analysts also examined annual U.S. tax return documents, which are required to include a list of grants awarded. In cases where funders did not report data directly to the *Global Resources Report*, and no other reliable public documentation of their grantmaking was available, their grants data is not able to be included in this report. This is most often the case with funding entities that are not required to release public documentation of their grantmaking, such as government

agencies or corporations that award grants directly (rather than through an affiliated foundation).

There are several funders who are known to have awarded LGBTI grants but are not included in this report. In terms of the total grant amount, the most notable gap in this edition of the *Global Resources Report* is a lack of data on grants awarded by the Government of the United States and the Global Equality Fund. The Global Equality Fund is a pooled fund focused on advancing LGBTI rights around the world, housed within the U.S. Department of State. The fund receives contributions not only from the U.S. government, but also from several other government agencies in Europe and Latin America, as well as from private foundations and corporations.

The U.S. government and the Global Equality Fund provided data to the *Global Resources Report* for one year, 2014, which was included in the first edition of the report. In that year, the U.S. government awarded \$11.1 million in grants focused on LGBTI communities, with an additional \$7.6 million in funds raised and awarded through the Global Equality Fund. The Global Equality Fund also reported

\$10.9 million in grants awarded in 2015 through their public annual report released in 2016. Unfortunately, no similar report has been released in the following years. As a result, in the six years of global LGBTI funding tracked by this report, the U.S. government funding data is only included for 2014, and the Global Equality Fund is included only for 2014 and 2015.

This report makes a number of comparisons to the data from the 2015–2016 report, and in a few places also includes the data from the 2013–2014 report in order to share an analysis of trend lines over time. Generally, in presenting these trend lines, the funding totals document all data available, including the 2014 and 2015 funding from the U.S. government and the Global Equality Fund.

If the U.S. government and the Global Equality Fund have continued to provide LGBTI funding at a similar level to that previously reported, an estimated \$37–44 million in grants data is missing from this report for 2017–2018. This would equal about 7–8 percent of the total grant amount included in this report. This gap is even more prominent in LGBTI funding for the Global South and East,

which is where the majority of documented U.S. government and Global Equality Funding have been devoted. It is likely that adding the full amount of funding from the U.S. government and the Global Equality Fund to the Global South and East totals for 2017–2018 would increase that total by 20–25 percent.

There are also a number of funders who reported large grantmaking in previous cycles, yet did not report grants awarded in 2017–2018

due to the specificities of their multiyear funding timing, and who communicated their intention to report LGBTI funding in future years. This includes multilateral institutions such as the EEA and Norway Grants, and foundations such as the Robert Carr Fund for civil society networks.

These challenges highlight the importance of consistent and transparent reporting, which must continue to be commonly held as a best practice in the field of LGBTI

grantmaking. With future network-building, advocacy, and increased reporting, future editions of this report will continue to expand our abilities to tell the story of LGBTI global funding with cohesive, nuanced, and detailed accuracy.

An Individual Donor Funding Mechanism: Equality Without Borders

Equality Without Borders (EWB) is one example of an organized effort to mobilize funding from individual major donors. EWB is an initiative that helps individual donors from multiple countries to support groups from around the world. For the years of 2017–2018, EWB reported \$3 million in disclosed grants covered by the GPP Report.

EWB is not visible as a distinct entity within this report because these grants are either reported by each independent giving vehicle or included as anonymous funding.

APPENDIX I

Funding by Country of Focus

This appendix shows the amount of funding that was designated for LGBTI issues by country of focus over the two-year period of 2017–2018.

NOTE: This table excludes known regranting, and also excludes funding to multiple countries. This table also does not reflect whether these grants were made to organizations located within or outside of each country of focus. Whenever funding focus is noted, it indicates where the work is happening. This may be different from the location of the grantee organization, especially in the case of regional or international organizations who may have programs based in a different location than their central office.

Country Name	Total Funds
Albania	\$1,821,840
Algeria	\$173,288
Angola	\$16,409
Antigua and Barbuda	\$80,331
Argentina	\$271,755
Armenia	\$687,743
Australia	\$1,604,749
Austria	\$166,517
Azerbaijan	\$144,701
Bahamas	\$80,331
Bangladesh	\$294,750
Barbados	\$80,331
Belarus	\$109,822
Belgium	\$56,764
Belize	\$142,666
Benin	\$140,422
Bhutan	\$20,487
Bolivia	\$7,642,550
Bosnia and Herzegovina	\$568,985
Botswana	\$297,054

Brazil	\$3,994,804
Bulgaria	\$271,974
Burkina Faso	\$717,000
Burundi	\$474,618
Cambodia	\$614,055
Cameroon	\$837,180
Canada	\$529,694
Cape Verde	\$19,123
Chile	\$1,104,734
China	\$1,928,179
Colombia	\$4,992,237
Costa Rica	\$907,754
Croatia	\$351,875
Cuba	\$376,422
Cyprus	\$1,433
Czech Republic	\$489,036
Democratic Republic of Congo (DRC)	\$325,021
Denmark	\$12,000
Dominican Republic	\$465,516
East Timor	\$76,961
Ecuador	\$290,055
Egypt	\$183,853
El Salvador	\$295,865
Estonia	\$5,845
Eswatini	\$96,695
Ethiopia	\$24,320
Equatorial Guinea	\$12,860
Fiji	\$553,749
France	\$254,076
Georgia	\$3,046,054
Germany	\$1,586,189
Ghana	\$413,607
Greece	\$28,011
Grenada	\$155,331
Guatemala	\$496,890
Guyana	\$163,910
Haiti	\$267,246
Honduras	\$3,556,232
Hong Kong	\$41,311
Hungary	\$161,746
Iceland	\$20,000
India	\$3,859,553

Indonesia	\$907,947
Iran	\$13,000
Iraq	\$140,546
Ireland	\$281,288
Israel	\$137,314
Italy	\$429,026
Ivory Coast	\$121,589
Jamaica	\$2,442,452
Japan	\$201,249
Jordan	\$35,467
Kazakhstan	\$659,829
Kenya	\$10,214,805
Kosovo	\$464,182
Kyrgyzstan	\$283,048
Laos	\$412,328
Latvia	\$101,255
Lebanon	\$969,497
Lesotho	\$30,353
Liberia	\$700,294
Lithuania	\$104,787
Macedonia	\$6,566
Malawi	\$1,536,231
Malaysia	\$542,105
Malta	\$1,141
Mauritius	\$65,115
Mexico	\$2,612,655
Moldova	\$734,140
Mongolia	\$102,645
Montenegro	\$441,621
Montserrat	\$80,331
Morocco	\$167,760
Mozambique	\$1,023,729
Myanmar	\$3,492,311
Namibia	\$803,762
Nauru	\$29,424
Nepal	\$831,913
New Zealand	\$384,654
Nicaragua	\$625,193
Nigeria	\$2,705,116
North Macedonia	\$554,959
Norway	\$4,488
Pakistan	\$1,270,071

APPENDIX I: Funding by Country of Focus

Palestinian Territories	\$535,997
Panama	\$12,424
Paraguay	\$188,910
Peru	\$369,738
Philippines	\$1,394,663
Poland	\$460,747
Portugal	\$24,225
Romania	\$301,198
Russia	\$3,419,652
Rwanda	\$861,544
Saint Lucia	\$571,997
Samoa	\$47,500
Senegal	\$117,316
Serbia	\$941,241
Seychelles	\$10,930
Sierra Leone	\$5,384
Singapore	\$353,639
Slovakia	\$29,095
Slovenia	\$75,805
South Africa	\$8,116,753
South Korea	\$290,574
South Sudan	\$12,150
Spain	\$462,497
Sri Lanka	\$401,003
St. Kitts and Nevis	\$80,331
St. Lucia	\$80,331
St. Vincent	\$80,331
Suriname	\$154,228
Sweden	\$6,584
Switzerland	\$15,459
Syria	\$12,513
Taiwan	\$1,039,174
Tajikistan	\$29,225
Tanzania	\$1,176,002
Thailand	\$2,293,526
The Netherlands	\$433,543
Togo	\$47,381
Tonga	\$6,603
Trinidad and Tobago	\$129,731
Tunisia	\$805,711
Turkey	\$1,404,723
Uganda	\$5,163,538

Ukraine	\$2,953,211
United Kingdom	\$17,249,795
United States of America	\$299,119,448
Uruguay	\$66,686
Uzbekistan	\$73,904
Vanuatu	\$5,000
Venezuela	\$12,836
Vietnam	\$659,699
Yemen	\$6,500
Zambia	\$434,870
Zimbabwe	\$1,648,908

2017–2018 List of LGBTI Grantmakers

This appendix lists all funders included in this report and the amount of funding provided for LGBTI issues in 2017–2018, **excluding funding focused on the United States**. To explore the grantmaking totals of U.S.-based grantmaking funding in the United States, consult the 2017 and 2018 editions of *Funders for LGBTQ Issues' annual Tracking Report: Lesbian, Gay, Bisexual, Transgender, and Queer Grantmaking by US Foundations*.

DONOR NAME	DIRECT GRANTS	REGRANTING	TOTAL	# OF GRANTS
Aditya Birla Finance Limited	\$54,166		\$54,166	0
Advocates for Youth	\$122,480		\$122,480	0
African Women's Development Fund	\$642,000		\$642,000	0
AIDS Fondet	\$480,214		\$480,214	3
AIDSfonds	\$1,463,215	\$184,034	\$1,647,249	12
All Out	\$395,770		\$395,770	22
Allen Lane Foundation, The	\$12,345		\$12,345	3
Alphawood Foundation	\$100,000		\$100,000	2
American Institute of Bisexuality	\$133,692		\$133,692	9
American Jewish World Service	\$3,531,434	\$150,000	\$3,681,434	170
amfAR, Foundation for AIDS Research	\$1,243,573		\$1,243,573	18
AmplifyChange	\$2,577,227	\$1,237,494	\$3,814,721	16
Andreas Foundation, L & N		\$20,000	\$20,000	\$1
Anonymous Donors	\$11,519,670	\$2,584,000	\$14,103,670	80
APCOM	\$635,911		\$635,911	19
Arcus Foundation	\$9,733,255	\$3,900,000	\$13,633,255	87
ARIA Foundation	\$130,000		\$130,000	2
Astraea Lesbian Foundation for Justice	\$4,732,248		\$4,732,248	358
Babson Charitable Foundation, Susan A. and Donald P.	\$1,500		\$1,500	1
Bank of America Charitable Foundation	\$100		\$100	1
Baring Foundation, The	\$1,449,924	\$608,655	\$2,058,579	17
Barrow Cadbury Trust	\$210,032		\$210,032	4
Bastian Foundation, B. W.	\$9,500		\$9,500	1
Brazil Foundation	\$15,156		\$15,156	4
Brazil Human Rights Fund	\$144,802		\$144,802	6
Bread for the World	\$554,355		\$554,355	2
Bridge House Estates	\$127,742		\$127,742	2

DONOR NAME	DIRECT GRANTS	REGRANTING	TOTAL	# OF GRANTS
Broadway Cares/Equity Fights AIDS	\$144,930		\$144,930	10
Bulgarian Fund for Women	\$5,769		\$5,769	6
Calamus Foundation (Delaware)	\$72,500	\$50,000	\$122,500	7
Calamus Foundation (New York)	\$125,000	\$5,000	\$130,000	3
California Community Foundation	\$4,850		\$4,850	5
California Endowment, The	\$7,500		\$7,500	2
Cheshire Community Foundation	\$21,337		\$21,337	3
Children's Radio Foundation	\$21,685		\$21,685	2
Clothworkers Foundation, The	\$170,139		\$170,139	4
Co-operative Group	\$10,392		\$10,392	3
COC Netherlands	\$8,556,326		\$8,556,326	264
Collingwood Foundation	\$10,000		\$10,000	1
Comic Relief	\$1,651,662	\$935,017	\$2,586,679	15
Community Foundation - Tyne & Wear and Northumberland	\$77,638		\$77,638	10
Coop Foundation	\$92,445		\$92,445	1
County Durham Community Foundation	\$1,275		\$1,275	2
Danish Family Planning Association	\$695,142		\$695,142	2
David Bohnett Foundation	\$182,750		\$182,750	8
Dreilinden	\$1,807,010	\$420,082	\$2,227,092	30
Eden Foundation, The	\$3,000		\$3,000	1
ELAS - Social Investment Fund	\$158,588		\$158,588	18
Elton John AIDS Foundation	\$886,000		\$886,000	10
Elton John AIDS Foundation (UK)	\$9,511,229	\$332,661	\$9,843,890	39
English Family Foundation	\$76,761		\$76,761	1
Equality Fund, The	\$48,129		\$48,129	4
Equity Trustees Charitable Foundation	\$7,062		\$7,062	2
Esmée Fairbairn Foundation	\$873,961		\$873,961	7
Esmond Harmsworth 1997 Charitable Foundation		\$46,577	\$46,577	\$1
Essex Community Foundation	\$3,901		\$3,901	3
Euro-Mediterranean Foundation of Support to Human Rights Defenders	\$12,513		\$12,513	2
European Commission	\$6,034,590		\$6,034,590	17
Evans Foundation, John D.	\$5,000		\$5,000	1
FACE Foundation		\$31,000	\$31,000	\$1
Fay Fuller Foundation	\$18,511		\$18,511	1
filia.die frauenstiftung	\$50,698	\$57,900	\$108,598	7
Fondo Alquimia	\$111,586		\$111,586	23
Fondo Centroamericano de Mujeres (FCAM)	\$183,800		\$183,800	32
Fondo de Mujeres Bolivia Apathapi Jopueti	\$2,868		\$2,868	1
Fondo De Mujeres Del Sur	\$95,152		\$95,152	11
Fondo Lunaria Mujeres	\$54,118		\$54,118	18
Fondo Semillas	\$563,934		\$563,934	18
Ford Foundation	\$11,290,300	\$1,029,000	\$12,319,300	32
Foundation de France	\$382,554		\$382,554	8

DONOR NAME	DIRECT GRANTS	REGRANTING	TOTAL	# OF GRANTS
Foundation for a Just Society	\$5,615,000	\$280,000	\$5,895,000	15
Foundation North	\$239,402		\$239,402	3
Freedom House	\$711,624	\$141,611	\$853,235	11
FRIDA the Young Feminist Fund	\$267,000		\$267,000	44
Front Line Defenders	\$287,354		\$287,354	106
Frontline AIDS	\$1,525,572		\$1,525,572	111
Fund for Global Human Rights	\$893,764		\$893,764	64
Fundación Triángulo	\$1,106,993		\$1,106,993	10
Garfield Weston Foundation	\$91,386		\$91,386	5
Gates Foundation, Bill and Melinda	\$1,453,341		\$1,453,341	2
Gilead Sciences	\$3,329,193		\$3,329,193	74
GiveOut	\$116,217	\$6,603	\$122,820	16
Global Fund for Children	\$35,969		\$35,969	6
Global Fund for Community Foundations	\$29,000		\$29,000	2
Global Fund for Women	\$843,273		\$843,273	35
Government of Australia	\$204,674		\$204,674	4
Government of Canada	\$4,949,895	\$68,490	\$5,018,385	54
Government of Denmark	\$4,718,030		\$4,718,030	7
Government of Finland	\$7,704,140		\$7,704,140	7
Government of France	\$264,751		\$264,751	4
Government of Germany	\$1,453,484		\$1,453,484	28
Government of Luxembourg	\$35,357		\$35,357	2
Government of New Zealand	\$41,339		\$41,339	5
Government of Norway	\$6,223,104	\$4,212,010	\$10,435,114	32
Government of Sweden	\$29,927,740	\$537,123	\$30,464,863	48
Government of the Netherlands	\$10,784,241	\$2,900,810	\$13,685,051	171
Government of the United Kingdom	\$6,407,961	\$12,474,797	\$18,882,758	5
Greater Kansas City Community Foundation	\$50,200	\$200,800	\$251,000	2
Grindr for Equality	\$105,936		\$105,936	1
Hannchen-Mehrzweck-Stiftung	\$136,574		\$136,574	63
Heart Of England Community Foundation	\$4,548		\$4,548	3
Heinrich Böll Stiftung	\$1,308,978		\$1,308,978	80
Henry Smith Charity, The	\$393,901		\$393,901	5
HER Fund	\$6,405		\$6,405	1
Hil Foundation	\$97,004		\$97,004	4
Hirschfeld Eddy Foundation	\$366,564		\$366,564	13
Hivos	\$6,528,684		\$6,528,684	35
Horizons Foundation	\$1,415,689	\$30,100	\$1,445,789	67
Ian Potter Foundation, The	\$7,182		\$7,182	1
ifa (Institut für Auslandsbeziehungen)	\$47,930		\$47,930	2
Indigo Trust, The	\$2,599		\$2,599	1
Inter-Church Organisation for Development Cooperation (ICCO)	\$152,617		\$152,617	2
International HIV/AIDS Alliance	\$11,700		\$11,700	2

DONOR NAME	DIRECT GRANTS	REGRANTING	TOTAL	# OF GRANTS
International Lesbian, Gay, Bisexual, Trans and Intersex Association (ILGA) - Europe	\$1,259,028		\$1,259,028	105
International Trans Fund	\$1,012,500	\$25,000	\$1,037,500	57
J R McKenzie Trust	\$6,767		\$6,767	1
James Charitable Endowment Fund, Raymond	\$5,000		\$5,000	1
Jersey Foundation, The	\$10,000		\$10,000	1
Jewish Community Federation of San Francisco, The Peninsula, Marin and Sonoma	\$6,000		\$6,000	1
Joseph Rowntree Foundation	\$4,781		\$4,781	1
King Baudouin Foundation	\$109,044		\$109,044	3
KIOS Foundation	\$118,192		\$118,192	2
Klein Foundation, Calvin & Kelly	\$25,000		\$25,000	1
KM Hunter Charitable Foundation	\$13,726		\$13,726	6
Korea Foundation for Women	\$10,488		\$10,488	1
Laughing Gull Foundation		\$50,000	\$50,000	\$1
Levi Strauss Foundation	\$1,438,000		\$1,438,000	16
LGBT Denmark	\$358,748		\$358,748	1
Liberty Hill Foundation	\$1,000		\$1,000	1
Lloyds Bank Foundation for England and Wales	\$413,526		\$413,526	4
London Catalyst	\$1,299		\$1,299	1
Lord Mayor's Charitable Foundation	\$38,380		\$38,380	1
M.A.C. AIDS Fund	\$6,976,039		\$6,976,039	102
MacArthur Foundation, John D and Catherine T.	\$146,242		\$146,242	1
Mama Cash	\$2,443,957	\$50,000	\$2,493,957	70
Mandel, Amy and Rodis, Katina Fund	\$90,000	\$100,000	\$190,000	6
Masto Foundation	\$5,000	\$20,000	\$25,000	3
Mediterranean Women's Fund, The	\$3,424		\$3,424	1
Mellon Foundation, Andrew W.	\$1,159,000		\$1,159,000	1
MetLife Foundation	\$70,000		\$70,000	2
Minneapolis Foundation	\$30,000		\$30,000	4
Mirapaul Foundation		\$12,500	\$12,500	\$1
Mongolian Women's Fund	\$7,418		\$7,418	3
Morrison and Foerster Foundation	\$20,000		\$20,000	1
MTV Staying Alive Foundation	\$95,940		\$95,940	8
Myer Foundation, The	\$7,405		\$7,405	1
National Lottery Community Fund, The	\$8,980,621		\$8,980,621	129
National Lottery Heritage Fund, The	\$333,846		\$333,846	9
Nesta	\$1,321		\$1,321	1
North Star Fund	\$55,000		\$55,000	2
Norwegian Helsinki Committee	\$277,254		\$277,254	16
Norwegian Human Rights Fund	\$22,000		\$22,000	1
Norwegian Organisation for Sexual and Gender Diversity (FRI)	\$1,377,356		\$1,377,356	16
NoVo Foundation	\$35,000	\$165,000	\$200,000	3
Oak Foundation	\$844,145		\$844,145	5
Omomuki Foundation	\$3,677		\$3,677	2

DONOR NAME	DIRECT GRANTS	REGRANTING	TOTAL	# OF GRANTS
Open Society Foundations	\$15,728,849	\$191,600	\$15,920,449	173
Other Foundation, The	\$568,373		\$568,373	98
Our Fund	\$17,250		\$17,250	5
OutRight Action International	\$271,563		\$271,563	20
Palette Fund	\$35,000		\$35,000	1
Paul Hamlyn Foundation	\$99,808		\$99,808	2
Peace Development Fund	\$125,431		\$125,431	1
Philadelphia Foundation	\$250		\$250	1
PlanetRomeo Foundation	\$420,426		\$420,426	81
Poona Shims Pvt Ltd	\$3,095		\$3,095	1
Pride Foundation	\$1,100		\$1,100	2
Quartet Community Foundation	\$11,204		\$11,204	4
Reconstruction Women's Fund	\$5,239		\$5,239	2
Red Umbrella Fund	\$291,008		\$291,008	9
Regnbabagsfonden	\$464,986		\$464,986	11
Roaring Fork Gay and Lesbian Community Fund	\$5,000		\$5,000	1
Robertson Trust, The	\$131,644		\$131,644	3
Rule Foundation	\$66,530		\$66,530	35
San Diego LGBT Pride	\$16,500	\$4,000	\$20,500	8
Sigrid Rausing Trust	\$3,037,781	\$405,431	\$3,443,212	22
Silicon Valley Community Foundation	\$10,000		\$10,000	1
Slovak-Czech Women's Fund	\$600		\$600	1
Small Change Foundation	\$75,000		\$75,000	3
Snow Foundation, Ltd., The	\$809,145		\$809,145	3
Snowdon Foundation, Ted	\$50,000		\$50,000	2
Social Justice Fund Northwest	\$500		\$500	1
Solidarity Foundation	\$70,310		\$70,310	13
SOS Children's Villages/Hermann-Gmeiner-Fonds Deutschland e.V.	\$34,236		\$34,236	1
Sport England	\$92,911		\$92,911	1
Sprocket Foundation	\$96,000		\$96,000	1
Stars Foundation	\$5,050		\$5,050	1
Stephen Lewis Foundation	\$267,208		\$267,208	19
Stiftung EVZ	\$560,895		\$560,895	16
Stonewall Community Foundation	\$6,700		\$6,700	13
Suffolk Community Foundation	\$19,089		\$19,089	4
Surdna Foundation	\$35,800		\$35,800	2
Susan McKinnon Foundation	\$37,023		\$37,023	1
Swedish Federation for LGBTIQ Rights (RFSL)	\$1,654,337		\$1,654,337	34
Synergia - Initiatives for Human Rights	\$219,406		\$219,406	8
Tewa	\$1,000		\$1,000	2
Tides Foundation	\$6,748,950	\$1,612,000	\$8,360,950	124
Trafford Housing Trust Limited	\$10,396		\$10,396	1
Trafford Housing Trust Social Investment	\$13,206		\$13,206	2

DONOR NAME	DIRECT GRANTS	REGRANTING	TOTAL	# OF GRANTS
Triangle Community Foundation	\$7,000		\$7,000	1
Trust for London	\$266,424		\$266,424	3
Tudor Trust, The	\$921,819		\$921,819	12
Two Ridings Community Foundation	\$11,078		\$11,078	2
UHAI EASHRI (East African Sexual Health and Rights Initiative)	\$2,006,294		\$2,006,294	147
UN Trust Fund to End Violence Against Women	\$2,068,186		\$2,068,186	5
Unitarian Universalist Service Committee	\$405,000		\$405,000	15
United St Saviour's Charity	\$77,967		\$77,967	1
Urgent Action Fund	\$217,207		\$217,207	46
Urgent Action Fund-Africa (UAF-Africa)	\$65,304		\$65,304	16
van Ameringen Foundation, H	\$67,000		\$67,000	5
ViiV Healthcare	\$226,956		\$226,956	2
VOICE	\$2,596,212		\$2,596,212	16
Wellcome Trust	\$766,294		\$766,294	7
Wells Fargo	\$300,000		\$300,000	4
Wildflower Foundation	\$38,000		\$38,000	1
Women's Fund Asia	\$146,730		\$146,730	14
Women's Fund in Georgia	\$17,251		\$17,251	4
Woodward Charitable Trust, The	\$52,773		\$52,773	5
World Bank	\$7,221,064		\$7,221,064	11
World Childhood Foundation	\$56,527		\$56,527	2
Youth and Philanthropy Initiative	\$3,851		\$3,851	1

Global Resources Report Taxonomy

Demographic Information

Sexual Orientation

General LGBTQ

Lesbian/Bisexual Women/Queer Women

Gay/Bisexual Men/Queer Men/MSM

Bisexual

Asexual

Heterosexual

Questioning

Gender Identity

Transgender

Trans Women

Trans Men

Gender-Nonconforming

Genderqueer/ Gender Non-binary

Cisgender

Two-Spirit

Sex Characteristics

Intersex

Global Ethnic Group

Indigenous

Ethnic Minority

Age Group

Children and Youth

Older adults

Socioeconomic Group

Sex Workers

Low-Income People

Unemployed People

Homeless and Marginally Housed People

Incarcerated/Formerly Incarcerated People

Military Service Members/Veterans

Other Populations

Survivors of Violence

People living with HIV/AIDS (PLWHA)

Immigrants and Refugees

People with Disabilities

Substance Users/People in Recovery

Christians

Jewish People

Muslims

Buddhists

Hindus

People of Faith/Interfaith

Geographic Information

Geographic Focus	Global Focus
International	Global South and East
Global - Regional (Multiple Countries)	Global North
Global - National	International
Global - Local	

Reference: World Regions; Sub-Regions; Countries

Global South and East	Sub-Saharan Africa	
	Central Africa	Central African Republic, Chad, Congo, Democratic Republic of the Congo, Equatorial Guinea, Gabon, Sao Tome and Principe, South Sudan
	East Africa	Burundi, Djibouti, Eritrea, Ethiopia, Kenya, Rwanda, Somalia, Tanzania, Uganda
	Southern Africa	Angola, Botswana, Eswantini, Lesotho, Madagascar, Malawi, Mauritius, Mozambique, Namibia, South Africa, Zambia, Zimbabwe
	West Africa	Benin, Burkina Faso, Cameroon, Cape Verde, Côte d'Ivoire, Gambia, Ghana, Guinea, Guinea-Bissau, Liberia, Mali, Mauritania, Niger, Nigeria, Senegal, Sierra Leone, Togo
	Sub-Saharan Africa	
	Central Africa	Central African Republic, Chad, Congo, Democratic Republic of the Congo, Equatorial Guinea, Gabon, Sao Tome and Principe, South Sudan
	East Africa	Burundi, Djibouti, Eritrea, Ethiopia, Kenya, Rwanda, Somalia, Tanzania, Uganda
	Southern Africa	Angola, Botswana, Eswantini, Lesotho, Madagascar, Malawi, Mauritius, Mozambique, Namibia, South Africa, Zambia, Zimbabwe
	West Africa	Benin, Burkina Faso, Cameroon, Cape Verde, Côte d'Ivoire, Gambia, Ghana, Guinea, Guinea-Bissau, Liberia, Mali, Mauritania, Niger, Nigeria, Senegal, Sierra Leone, Togo
Middle East and North Africa		
	Middle East and North Africa	Algeria, Bahrain, Egypt, Iran, Iraq, Israel, Jordan, Kuwait, Lebanon, Libya, Morocco, Oman, Qatar, Saudi Arabia, Sudan, Syria, Tunisia, Turkey, United Arab Emirates, West Bank/Gaza Strip (Palestinian Territories), Yemen

Global South and East	Asia and Pacific	
	East Asia	China, Hong Kong, Japan, Macau, Mongolia, North Korea, South Korea, Taiwan, Tibet (autonomous region)
	South Asia	Bangladesh, Bhutan, India, Maldives, Nepal, Pakistan, Sri Lanka
	Southeast Asia	Brunei Darussalam, Cambodia, Indonesia, Laos, Malaysia, Myanmar, Philippines, Singapore, Thailand, Timor-Leste, Vietnam
	Oceania	Australia, Cook Islands, Fiji, Kiribati, Marshall Islands, Micronesia, Nauru, New Zealand, Palau, Papua New Guinea, Samoa, Solomon Islands, Tonga, Tuvalu, Vanuatu
	Latin America and the Caribbean	
	Central America and Mexico	Belize, Costa Rica, El Salvador, Guatemala, Honduras, Mexico, Nicaragua, Panama
	Caribbean	Antigua and Barbuda, The Bahamas, Barbados, Cuba, Dominica, Dominican Republic, Grenada, Guyana, Haiti, Jamaica, Saint Kitts and Nevis, St. Lucia, St. Vincent and The Grenadines, Suriname, Trinidad and Tobago
	South America	Argentina, Bolivia, Brazil, Chile, Colombia, Ecuador, Paraguay, Peru, Uruguay, Venezuela
	Eastern Europe, Central Asia and Russia	
Global North	Eastern Europe	Albania, Armenia, Azerbaijan, Belarus, Bosnia and Herzegovina, Bulgaria, Croatia, Czech Republic, Estonia, Georgia, Hungary, Kosovo, Latvia, Lithuania, Moldova, Montenegro, North Macedonia, Poland, Romania, Serbia, Slovakia, Slovenia, Ukraine,
	Central Asia	Afghanistan, Kazakhstan, Kyrgyzstan, Tajikistan, Turkmenistan, Uzbekistan
	Russia	Russia
	Western Europe	Andorra, Austria, Belgium, Cyprus, Denmark, Finland, France, Germany, Greece, Iceland, Ireland, Italy, Liechtenstein, Luxembourg, Malta, Monaco, Netherlands, Norway, Portugal, San Marino, Spain, Sweden, Switzerland, United Kingdom
International	United States and Canada	Canada, United States of America
	International/Multi-Region	International/Multi-Regional

Issue/Sub-Issue		Strategy/Sub-Strategy
Human Rights	Economic Issues	Advocacy
Challenging Anti-LGBTQI Laws	Food Security	Advocacy
Decriminalization and Criminal Justice Reform	Housing and Homelessness	Community Organizing
Gender Identity Rights	Labor/Employment	Intergovernmental Advocacy
Human Rights (General/Other)	Strengthening Community, Families, and Visibility	Litigation
Immigration and Refugee Issues		Public Education
Intersex Rights	Community Building/Empowerment	Capacity-Building and Training
Marriage/Civil Unions	Religion	Conferences/Seminars/Travel Grants
Military Inclusion	Sports	Leadership Development
Nondiscrimination Protections	Strengthening Families	Organizational Capacity Building
Religious Exemptions	Visibility	Training/Technical Assistance
Sex Worker Rights		
Sexual and Reproductive Rights/Justice	Confronting Violence, Homophobia, and Transphobia	Culture and Media
		Culture
Health and Wellbeing	Anti-Violence	Film/Video/Radio
Cancer	Gun Control	Electronic Media/Online Services
Cultural Competence and Data Collection	Homophobia, Biphobia and Transphobia	Direct Service
General Health Services and Health Promotion		Direct Service
HIV/AIDS	Other Issues	Research
Insurance Coverage	Multi-Issue	Curriculum Development
Mental Health, Substance Abuse, and Suicide Prevention	Philanthropy	Publications
Primary Care	Unspecified	Research
Sexual and Reproductive Health		
		Philanthropy and Fundraising
Education/Safe Schools		Fundraising Event
Education		Matching Grant
Safe Schools		Philanthropy
		Victim Support
		Victim Support
		Multi/Other
		Multi-Strategy

*Added as category in 2017-2018, not previously tracked.



About Global Philanthropy Project (GPP)

MISSION

Global Philanthropy Project (GPP) is a collaboration of funders and philanthropic advisors working to expand global philanthropic support to advance the human rights of lesbian, gay, bisexual, transgender, and intersex (LGBTI) people in the Global South and East.

WHO WE ARE

Established in 2009, GPP's 20 member organizations include many of the leading global funders and philanthropic advisors for LGBTI rights. As the first international cohort of LGBTI funders, GPP is internationally recognized as the primary thought leader and go-to partner for donor coordination around global LGBTI work.

EXECUTIVE COMMITTEE

Shalini Eddens, Committee Chair
Urgent Action Fund for Women's Human Rights, Director of Programs

Michael Heflin
Open Society Foundations, Director of Equality Human Rights Initiative

Kerry-Jo Ford Lyn
Astraea Lesbian Foundation for Justice, LGBT Global Development Partnership Director

Mukami Marete
UHA EASHRI, Deputy Executive Director

David Sampson
The Baring Foundation, Deputy Director

STAFF

Matthew Hart
Director

Ezra Nepon
Senior Program Officer for Knowledge and Learning

Marina Gonzalez Flores
Program Associate

Dave Scamell
Senior Liaison, Government Relations



Learn more and explore additional resources for global LGBTI grantmaking:

globalphilanthropyproject.org

Twitter:

@gpp_updates

About Funders for LGBTQ Issues

MISSION

Funders for LGBTQ Issues works to increase the scale and impact of philanthropic resources aimed at enhancing the well-being of lesbian, gay, bisexual, transgender and queer communities, promoting equity and advancing racial, economic and gender justice.

WHO WE ARE

Funders for LGBTQ Issues is a network of more than 75 foundations, corporations, and funding institutions that collectively award more than \$1 billion annually, including over \$100 million specifically devoted to LGBTQ issues.



Learn more and explore additional resources for U.S. LGBTQ grantmakers:

lgbtfunders.org

Twitter:

@lgbtfunders

Facebook:

/lgbtqfunders

BOARD OF DIRECTORS

Rickke Mananzala, Chair
Philanthropic Consultant

Cynthia Renfro, Vice Chair
President & CEO, Civis Consulting, LLC

Kristine Stallone, Treasurer
Philanthropic Consultant

Rye Young, Secretary
Philanthropic Consultant

Karen Appelbaum
Operations Director, Northwest Area Foundation

Namita Chad
Associate Director of Programs, Astraea Lesbian Foundation for Justice

Alfredo Cruz
Philanthropic Consultant

Paulina Helm-Hernández
Program Officer - US Southeast, Foundation For A Just Society

Kelli King-Jackson
Senior Program Officer, Simmons Foundation

Jason McGill
Philanthropic Consultant

William "Bill" Smith
President & CEO, Santa Fe Community Foundation

Beatriz "Bia" Vieira
Chief Program Officer, The Women's Foundation of California

Judy Yu
Program Officer – SOGI, Wellspring Philanthropic Fund

STAFF

Ben Francisco Maulbeck
President

Lyle Matthew Kan
Vice President of Research & Communications

Marvin Webb
Vice President of Finance & Administration

Kristina Wertz
Vice President of Engagement & Philanthropic Outreach

Rebecca Wisotsky
National Director of Philanthropic Outreach

Andrew Wallace
Director of Research and Communications

Chantelle Fisher-Borne
Project Director, The Out in the South Initiative

Alexander Lee
Project Director, Grantmakers United for Trans Communities

April Bethea
Development & Membership Associate

Nicole Fernandes
Finance and Administrative Associate

Luis Rey Ramirez
Research & Communications Associate

Acknowledgments

ADVISORY COMMITTEE

Paula Assubuji

Programme Manager for Human Rights and Gender Justice, Heinrich Böll Stiftung Southern Africa

Stellah Wairimu Bosire

Co-Executive Director, UHAI EASHRI

Wendy Drukier

Director General, Global Affairs Canada

Wiktor Dynarski

Program Officer for the Public Health Program, Open Society Foundations

Julia Ehrt

Director of Programs, ILGA World

Justus Eisfeld

Advocacy and Program Development Manager for Sexual Rights and Diversity, Hivos

Mariam Gagoshashvili

Senior Program Officer, Astraea Lesbian Foundation for Justice

Victor Madrigal-Borloz

Independent Expert on Violence and Discrimination based on SOGI, United Nations

Nicky McIntyre

CEO, Foundation for a Just Society

Midnight Poonkasetwattana

Executive Director, APCOM

Otto Saki

Global Program Officer for Civic Engagement and Government, Ford Foundation

Nina Spataru

Programme Officer for International Human Rights Programme, Oak Foundation

Liz Tremlett

Grants Support Team Manager, AmplifyChange

Birgitta Weibahr

Senior Policy Specialist for Human Rights and Democracy, Swedish International Development Cooperation Agency (SIDA)

ADDITIONAL DATA SOURCES

Foundation Maps | Candid

maps.foundationcenter.org

360Giving

threesixtygiving.org

REPORT CREDITS

PROJECT DIRECTOR

Matthew Hart

LEAD AUTHOR & PROJECT MANAGER

Ezra Nepon

LEAD ANALYST, GLOBAL DATASET

Jay Postic

LEAD ANALYST, U.S. DOMESTIC DATASET

Andrew Wallace

GPP GOVERNMENT LIAISON

David Scamell

PROJECT ADVISORS

**Lyle Matthew Kan,
Ben Francisco Maulbeck**

COPY EDITOR

MaxZine Weinstein

DESIGNER

Vito Raimondi

vitoraimondi.com

Cover artwork based on the previous editions designed by Trevor Messersmith, 80east Design

FUNDING FOR THIS REPORT WAS GENEROUSLY PROVIDED BY:

Baring Foundation
Dreilinden
Global Fund for Women
Horizons Foundation
Oak Foundation

With the generous support of all GPP member organizations.

**The Baring
Foundation**



**GLOBAL FUND FOR
WOMEN**
Champions for Equality.



OAK
FOUNDATION

COPYRIGHT

© MAY 2020, GLOBAL PHILANTHROPY PROJECT and FUNDERS FOR LGBTQ ISSUES.

Permission is granted to reproduce this document in part or in its entirety, provided that Funders for LGBTQ Issues and Global Philanthropy Project are cited as the source for all reproduced material.



globalresourcesreport.org

