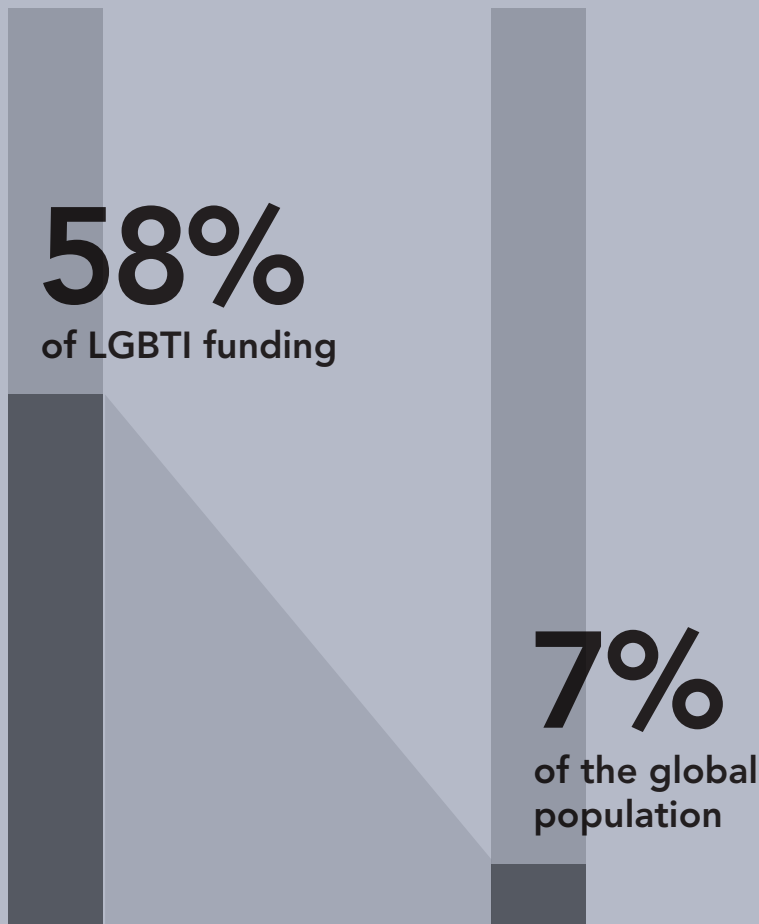


Funding for LGBTI Issues in the Global North

Over the two-year period of 2017–2018, 660 foundations, corporations, intermediaries, donor governments, and multilateral agencies awarded 11,823 grants totaling over \$323 million for LGBTI issues in the Global North.

For the purposes of this report, the Global North is defined to encompass Canada, the United States, and Western Europe. The regions include most of the world’s highest-income countries. They are home to around 7 percent of the global population,²⁸ yet received 58 percent of LGBTI funding in this time period.

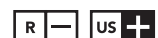
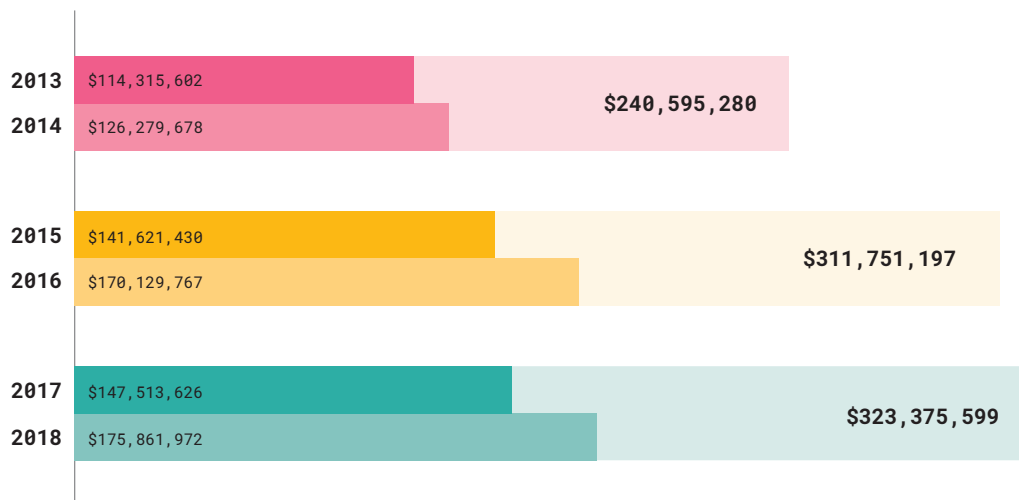


28 Data retrieved March 5, 2020. <https://www.worldometers.info/world-population/population-by-region/>

Funding in the Global North has increased over the six years of documented data; however, the amount and percentage of increase has fluctuated. The 2015–2016 report showed a 30 percent increase from the previous reporting period, while the 2017–2018 report shows a 4 percent increase. The large increase in 2015–2016 can be primarily attributed to philanthropic response following the tragedy in Orlando, Florida in the United States. In 2016, Pulse Nightclub, a gay nightclub, was attacked by a gunman on Latin Night. The philanthropic response resulted in nearly \$30 million in direct financial assistance to survivors and family members of those lost. This direct assistance was tightly focused in both scope and time, but constituted a full 15 percent of the year’s total LGBTI funding from foundations in the United States. Without that response, funding for LGBTI issues in the Global North would have declined in 2016.



FUNDING FOR LGBTI ISSUES IN THE GLOBAL NORTH, BY YEAR (2013–2018)



Top Funders and Grant Recipients of LGBTI Funding for the Global North

The top 10 funders of LGBTI issues in the Global North awarded over \$129 million, or 37 percent of the total. Of the funders in the top ten, nine were located in the United States, and one was located in the United Kingdom.²⁹ Overall, 99 percent of funding focused on the Global North was received from funders based in the Global North.

TOP 10 FUNDERS OF LGBTI ISSUES IN THE GLOBAL NORTH (2017–2018)³⁰

	DONORS	TOTAL FUNDS
1	Gilead Sciences	\$31,896,037
2	Gill Foundation	\$19,392,707
3	Arcus Foundation	\$18,929,000
4	Evelyn and Walter Haas Jr, Fund	\$11,715,700
5	National Lottery Community Fund, The	\$8,980,621
6	Ford Foundation	\$8,592,000
7	H. van Ameringen Foundation	\$8,211,500
8	M.A.C. AIDS Fund	\$7,447,648
9	Borealis Philanthropy	\$7,041,925
10	Tides Foundation	\$6,608,278



NOTE: Anonymous donors awarded \$26 million during this period. If they appeared on the list above as a single funder, they would rank as the number two funder of LGBTI issues in the Global North.

²⁹ In the case of grantmakers with offices in multiple global regions, grantmaker location generally refers to the primary headquarters. Moreover, if an institution reports grantmaking through U.S. 990 tax forms, it is considered U.S.-based for the purposes of this report methodology.

³⁰ In contrast to most other calculations in this report, all lists of top funders do include funds awarded for the purpose of regranteeing, in order to document the full amount of LGBTI funding flowing from (or through) each funder. The total funding for the Global North in 2017–2018 including regranteeing comes to \$346,099,553.

The top ten grant recipients of LGBTI funding for the Global North received a total of over \$46 million, or 14 percent of the total. All top grant recipients were located in the United States.

NOTE: These totals include the full amount of any multiyear grants awarded over the two-year period of 2017–2018. As such, the totals may exceed their total two-year operating revenue for 2017–2018.

TOP 10 GRANT RECIPIENTS OF LGBTI FUNDING THE GLOBAL NORTH (2017–2018)

	DONORS	TOTAL FUNDS
1	GLAAD	\$5,666,123
2	Transgender Law Center	\$5,589,370
3	SAGE	\$5,543,939
4	New York LGBT Center	\$4,969,439
5	Genders & Sexualities Alliance Network	\$4,960,455
6	Human Rights Campaign (HRC) Foundation	\$4,385,540
7	Freedom for All Americans	\$4,120,000
8	National LGBTQ Task Force	\$4,102,355
9	Palm Center	\$3,764,250
10	Funders for LGBTQ Issues	\$3,728,978



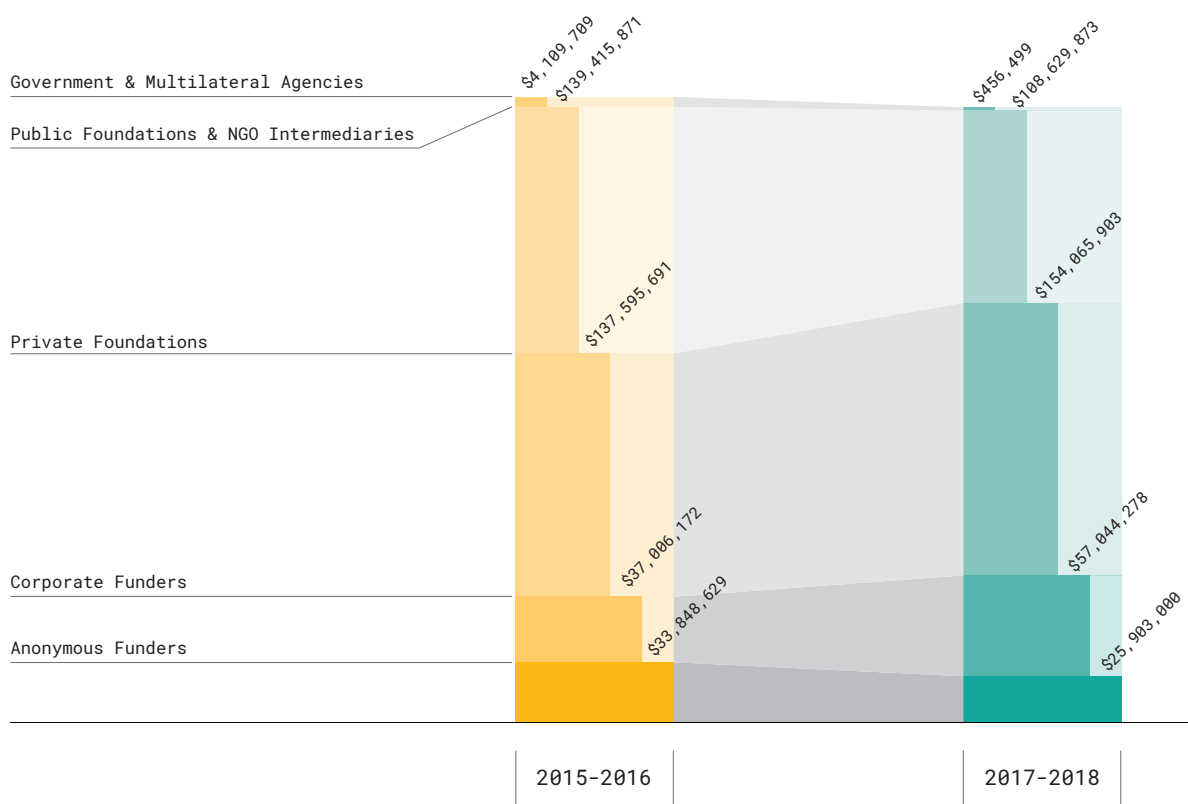
NOTE: Anonymous grant recipients in various locations received a total of \$10.6 million over the two-year period of 2017–2018

Sources of LGBTI Funding for the Global North

Over the two-year period of 2017–2018, private foundations and corporations increased their support for LGBTI issues in the Global North, while all other types of funders decreased their support for this area.

The decrease of \$30 million in funding by public foundations and intermediaries is largely attributable to them being the vehicles for victim support in the wake of the Pulse Nightclub Massacre in Orlando, Florida in the United States.

SOURCES OF LGBTI FUNDING FOR THE GLOBAL NORTH (2015–2018)³²



³¹ Some domestic government funding was included in the 2015–2016 report and has been removed from this listing due to clarification of the report methodology.

³² In contrast to most other calculations in this report, all lists of charts showing LGBTI Funding by Funder Type do include funds awarded for the purpose of regranting, in order to document the full amount of LGBTI funding flowing from (or through) each funder type.

Issues Addressed by LGBTI Funding for the Global North

Over the two-year period of 2017–2018, funding for LGBTI issues in the Global North increased across some issue areas while decreasing in others, with the largest percentage increase in the issues of Education and Safe Schools.

LGBTI FUNDING FOR THE GLOBAL NORTH, BY ISSUE ADDRESSED (2015–2018)

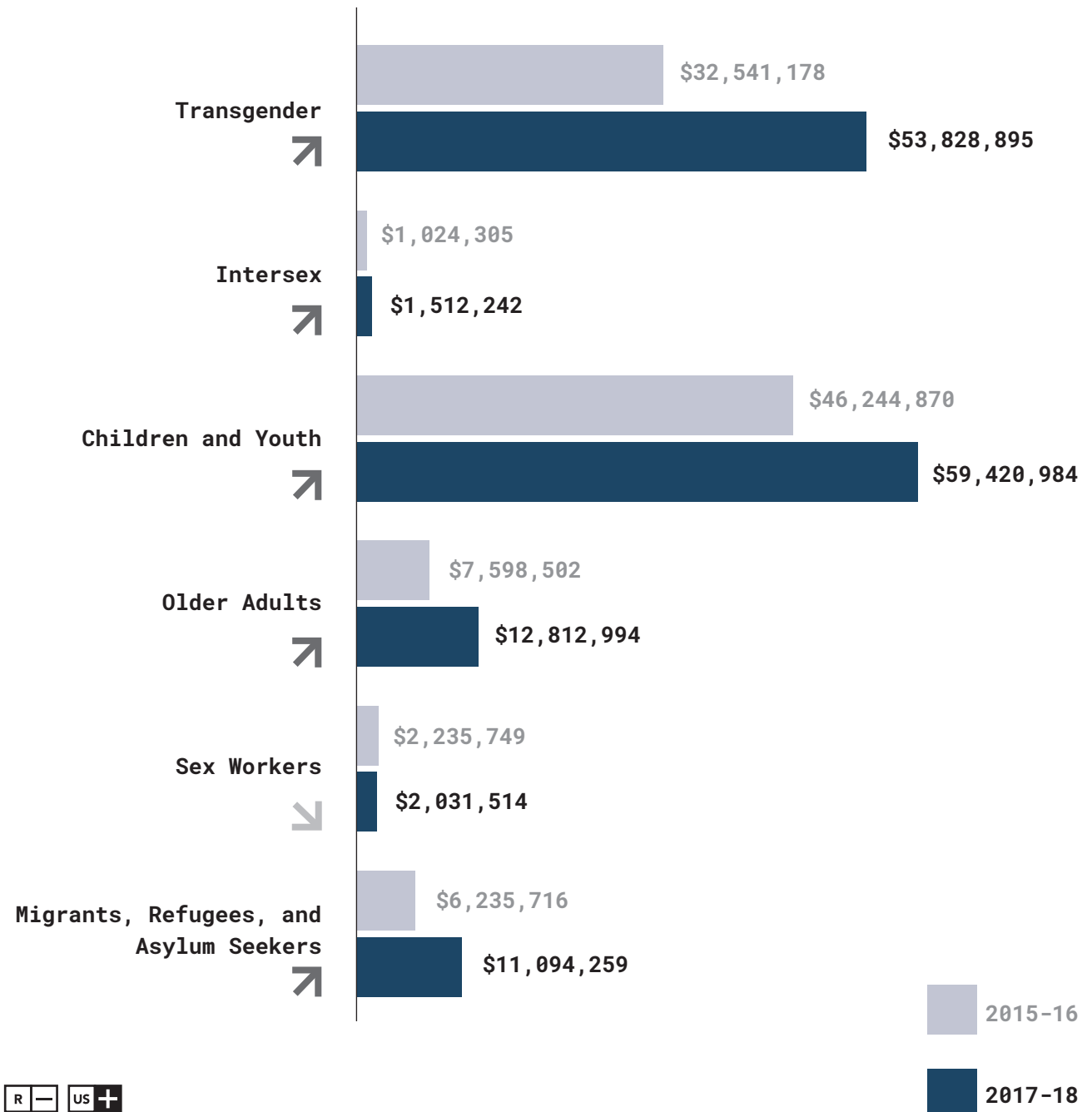
Issue Areas	2015-16	2017-18
Human Rights	\$119,190,226	\$120,324,061
Health and Well-Being	\$60,786,583	\$72,790,084
Strengthening Community, Families, and Visibility	\$53,741,219	\$66,098,954
Confronting Violence, Homophobia, and Transphobia	\$35,309,752	\$18,122,074
Education/Safe Schools	\$13,952,239	\$18,525,469
Other Issues	\$15,944,285	\$16,315,767
Economic Issues	\$12,826,894	\$11,199,191



Population Focus of LGBTI Funding for the Global North

Over the two-year period of 2017–2018, funding for most of this report’s “spotlight” populations increased in the Global North, with the largest percentage increase for Migrants, Refugees, and Asylum Seekers. Funding in the Global North decreased for grants focused on Sex Workers.

LGBTI FUNDING FOR THE GLOBAL NORTH, BY POPULATION FOCUS, 2015–2018



R - US +

2015-16
2017-18

SNAPSHOT

LGBTI Funding for Canada and the United States



CANADA AND THE UNITED STATES, 2017–2018

NUMBER OF GRANTS

11,288

AVERAGE GRANT

\$26,555

TOTAL FUNDING

\$299.7 M

LGBTI FUNDING FOR CANADA AND THE UNITED STATES (2013–2018)



R - US +

Over the two-year period of 2017–2018, 603 funders awarded \$299,743,424 to organizations and projects working on LGBTI issues in Canada and the United States. That represents an increase of around \$12.4 million compared to the last reporting period.



For a detailed analysis on funding for LGBTI communities in the United States, please refer to the 2017 and 2018 editions of Funders for LGBTQ Issues' annual *Tracking Report: Lesbian, Gay, Bisexual, Transgender and Queer Grantmaking by US Foundations*. Because the U.S. is documented in detail within these annual reports, this section presents an abridged snapshot report focused on Canada.

LGBTI Funding Focused on Canada

Ten funders reported 31 grants awarded for work focused on Canada in 2017–2018, totaling around \$530,000. Of this total, public foundation grants accounted for 46 percent of the giving, while corporations made up 45 percent, and private foundations totaled 9 percent. Eight of the ten grantmakers were based in the United States, with the other two based in Canada. All of the grantees were based in Canada.

Issues Addressed by LGBTI Funding for Canada

In 2017–2018, the largest amount and percentage of funding to Canada was focused on Human Rights, at 46 percent. Of that issue area, 56 percent was directed to the sub-issue of Migration and Refugee Issues. Health and Well-Being was the second largest issue area, at 35 percent of the total, with the sub-issue of HIV/AIDS accounting for 55 percent of Health and Wellness.

NOTE: See *2017 Tracking Report: Lesbian, Gay, Bisexual, Transgender, and Queer Grantmaking* by U.S. Foundations at <https://lgbtfunders.org/research-item/2017-tracking-report/> and *2018 Tracking Report: Lesbian, Gay, Bisexual, Transgender and Queer Grantmaking* by U.S. Foundations at <https://lgbtfunders.org/research-item/2018->

LGBTI FUNDING FOR CANADA, BY ISSUE ADDRESSED (2015-2018)

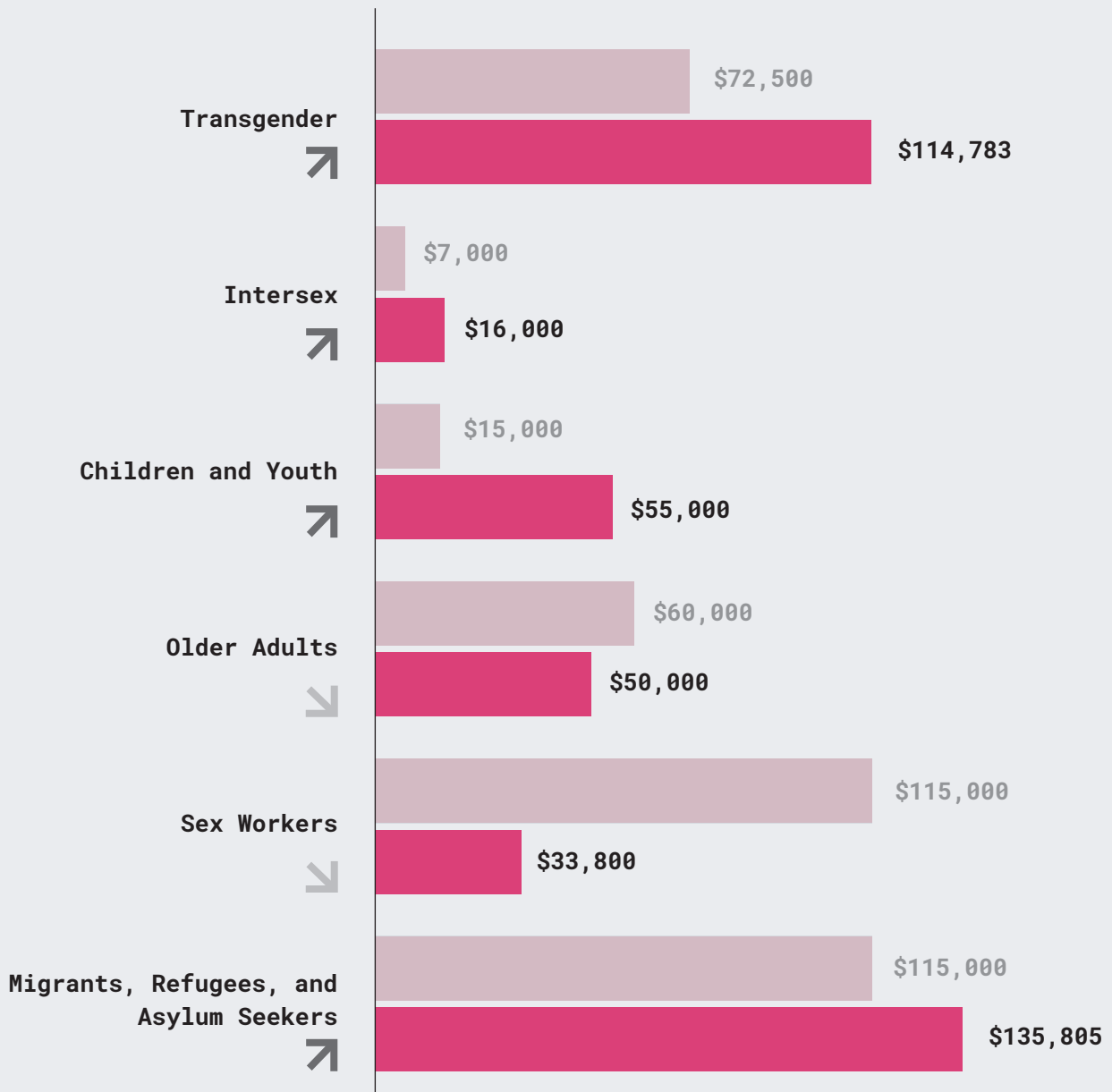
Issues/Sub-Issues	2015-2016		2017-2018	
Human Rights	\$122,000	12%	\$244,305	46%
Migration and Refugee Issues	\$115,000	11%	\$135,805	26%
Decriminalization and Criminal Justice Reform			\$75,000	14%
Gender Identity Rights	\$7,000	1%	\$17,500	3%
Intersex Rights	N/A		\$16,000	3%
Health and Well-Being	\$841,703	81%	\$187,135	35%
HIV/AIDS	\$316,703	30%	\$102,435	19%
General Health Services and Health Promotion	\$125,000	12%	\$33,800	6%
Cultural Competence and Data Collection			\$25,900	5%
Mental Health, Substance Abuse, and Suicide Prevention	\$400,000	39%	\$25,000	5%
Strengthening Community, Families, and Visibility	\$17,500	2%	\$18,254	3%
Visibility	\$17,500	2%	\$14,403	3%
Strengthening Families			\$3,851	1%
Economic Issues	\$50,000	5%	\$70,000	13%
Housing and Homelessness	\$50,000	5%	\$70,000	13%
Other Issues	\$7,274	1%	\$10,000	2%
Multi-Issue	\$7,274	1%	\$10,000	2%
GRAND TOTAL	\$1,038,477	100%	\$529,694	100%

R	—	US	—
---	---	----	---

Population Focus of LGBTI Funding for Canada

In 2017–2018, 26 percent of LGBTI funding focused on Canada was for work around Migrants, Refugees, and Asylum Seekers, while 22 percent was focused on Transgender communities, both populations increasing in amount and percentage from the previous reporting period. Funding focused on Sex Workers decreased in amount and in percentage, accounting for only 6 percent of the country’s total LGBTI funding in 2017–2018.

LGBTI FUNDING FOR CANADA, BY POPULATION FOCUS (2015–2018)



SNAPSHOT

LGBTI Funding for Western Europe



WESTERN EUROPE, 2017–2018

NUMBER OF GRANTS

535

AVERAGE GRANT

\$43,844

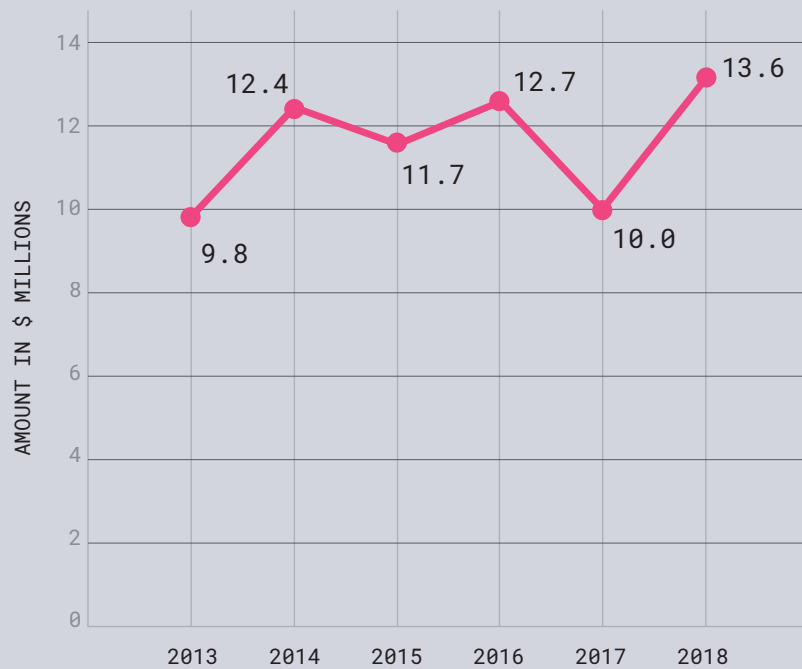
MEDIAN GRANT

\$19,905

TOTAL FUNDING

\$23.6 M

LGBTI FUNDING FOR WESTERN EUROPE (2013–2018)³³



Over the two-year period of 2017–2018, 65 grantmakers awarded \$23,632,176 focused on LGBTI issues in Western Europe. The region showed a decrease in total grant amount despite an increase in the number of funders and number of grants compared to the last reporting period.

³³ Some domestic government funding was included in the 2015–2016 report and has been removed from this listing due to clarification of the report methodology.

Top Funders of LGBTI Issues in Western Europe

Collectively, the top ten funders for the region awarded \$18.5 million, accounting for 78 percent of all LGBTI funding for Western Europe. Six of the funders were based in Western Europe, and four were based in the United States.

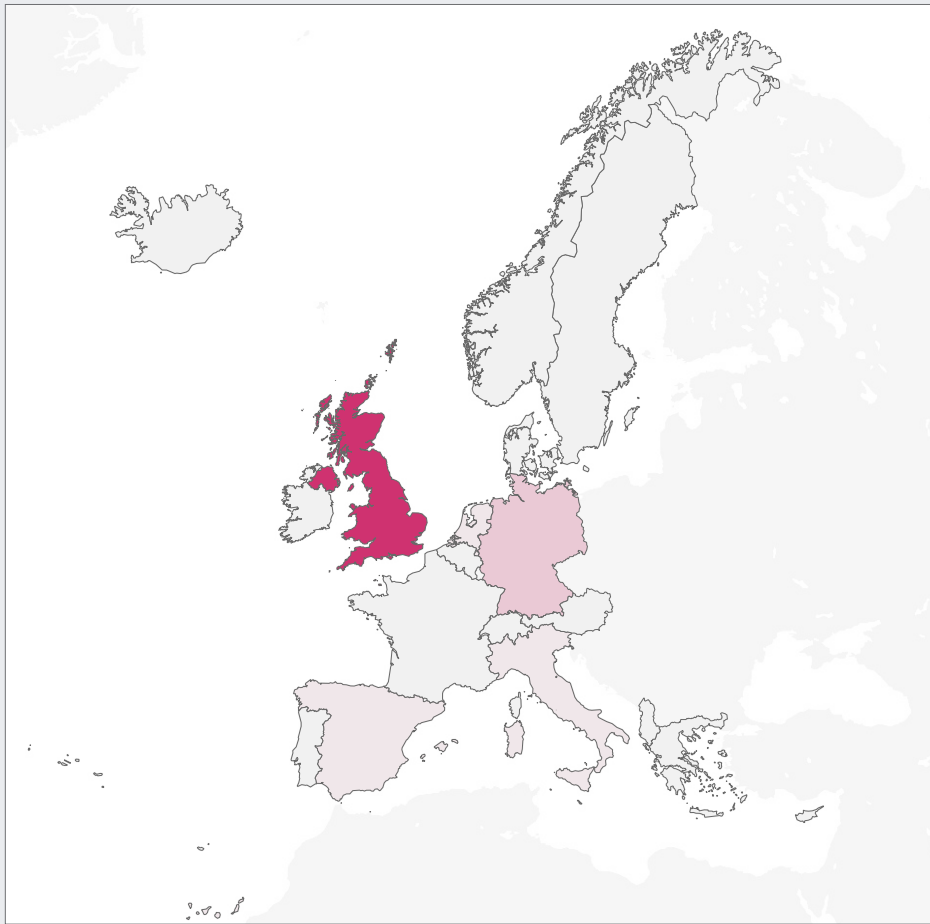
THE TOP 10 FUNDERS OF LGBTI ISSUES IN WESTERN EUROPE (2017–2018)³⁴

	DONOR NAME	TOTAL FUNDS FOR THE REGION
1	National Lottery Community Fund, The	\$8,980,621
2	M.A.C. AIDS Fund	\$2,449,260
3	Gilead Sciences	\$1,553,945
4	Comic Relief	\$1,087,746
5	Tudor Trust, The	\$921,819
6	Open Society Foundations	\$915,000
7	Esmée Fairbairn Foundation	\$873,961
8	Wellcome Trust	\$766,294
9	Arcus Foundation	\$550,000
10	Lloyds Bank Foundation for England and Wales	\$413,526

NOTE: Anonymous donors awarded \$457,000 during this period. If they were considered as a single funder, they would be the tenth top funders of LGBTI issues in Western Europe.

24 In contrast to most other calculations in this report, all lists of top funders do include funds awarded for the purpose of regrating, in order to document the full amount of LGBTI funding flowing from (or through) each funder. The total regional funding for Western Europe in 2017–2018 including regrating comes to \$23,632,176.

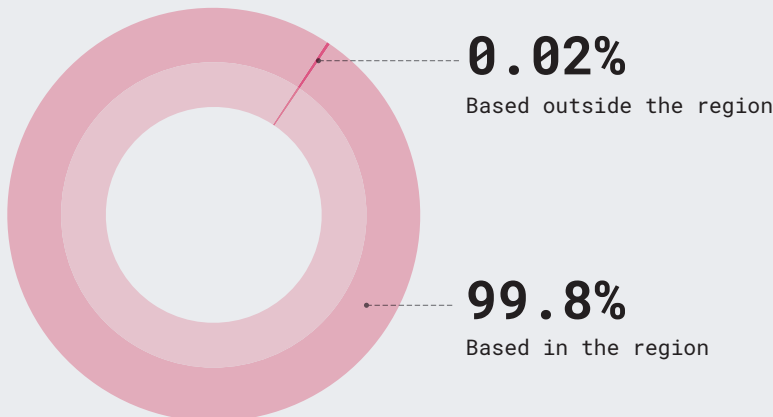
MAP OF LGBTI FUNDING FOR WESTERN EUROPE, BY COUNTRY (2017-2018)



COUNTRY	TOTAL FUNDS RECEIVED
United Kingdom - All Countries/Unspecified	\$8,182,556
England	\$7,152,051
Northern Ireland	\$158,478
Scotland	\$1,397,370
Wales	\$359,330
Germany	\$1,586,189
Spain	\$462,497
The Netherlands	\$433,543
Italy	\$429,026
Ireland	\$281,288
France	\$254,076
Albania	\$228,238
Austria	\$166,517
Belgium	\$56,764
Greece	\$28,011
Portugal	\$24,225
Iceland	\$20,000
Switzerland	\$15,459
Denmark	\$12,000
Sweden	\$6,584
Norway	\$4,488
Cyprus	\$1,433
Malta	\$1,141
Multiple Countries/Unspecified	\$2,370,912

LGBTI Funding for Western Europe, by Recipient Location

Nearly all LGBTI funding focused on Western Europe went to grantees based in the region, with the exception of \$55,523 going to organizations based in India and the United States.



Issues Addressed by LGBTI Funding for Western Europe



With the exception of funding for Health and Wellness and for Strengthening Community, Families, and Visibility, every issue area witnessed a funding decrease in Western Europe since the last reporting period. The sub-issue of funding focused on HIV/AIDS accounted for 46 percent of the total Health and Wellness funding for this region.

LGBTI FUNDING FOR WESTERN EUROPE, BY ISSUE ADDRESSED (2015–2018)

Issues/Sub-Issues	2015–2016		2017–2018	
Health and Well-Being	\$6,049,980	25%	\$8,492,584	36%
HIV/AIDS	\$3,976,790	16%	\$3,965,433	17%
General Health Services and Health Promotion	\$342,403	1%	\$3,441,756	15%
Mental Health, Substance Abuse, and Suicide Prevention	\$1,349,660	6%	\$809,176	3%
Cultural Competence and Data Collection	\$301,974	1%	\$192,894	1%
Sexual and Reproductive Health	\$66,000	<1%	\$83,325	<1%
Cancer	\$13,154	<1%		
Strengthening Community, Families, and Visibility	\$4,824,636	20%	\$7,008,961	30%
Community Building/Empowerment	\$3,007,869	12%	\$5,046,311	21%
Visibility	\$319,942	1%	\$889,534	4%
Religion	\$65,725	<1%	\$428,739	2%
Sports	\$293,125	1%	\$384,421	2%
Strengthening Families	\$1,137,974	5%	\$259,956	1%
Civil/Human Rights	\$7,917,523	32%	\$5,091,971	21%
Civil/Human Rights (General/Other)	\$6,277,965	26%	\$3,202,660	13%
Gender Identity Rights	\$1,046,220	4%	\$947,351	4%
Immigration and Refugee Issues	\$571,711	2%	\$459,916	2%
Intersex Rights	N/A		\$458,632	2%
Challenging Anti-LGBTQI Laws			\$19,818	<1%
Marriage/Civil Unions	\$15,000	<1%	\$3,593	<1%
Criminalization and Criminal Justice Reform	\$6,627	<1%		
Confronting Violence, Homophobia, and Transphobia	\$2,052,782	8%	\$2,175,418	9%
Homophobia, Biphobia and Transphobia	\$839,420	3%	\$1,512,711	6%
Anti-Violence	\$1,213,362	5%	\$662,707	3%
Economic Issues	\$1,112,803	5%	\$300,217	1%
Housing and Homelessness	\$639,054	3%	\$281,217	1%
Labor/Employment	\$473,750	2%	\$19,000	<1%
Education/Safe Schools	\$202,351	1%	\$186,920	1%
Safe Schools	\$49,958	<1%	\$186,920	1%
Education	\$152,393	1%		
Other Issues	\$2,285,003	9%	\$376,104	2%
Multi-Issue	\$2,285,003	9%	\$193,515	1%
Philanthropy			\$182,589	1%
Grand Total	\$24,445,078	100%	\$23,632,175	100%

Population Focus of LGBTI Funding for Western Europe

Over the two-year period of 2017–2018, funding for some of this report’s “spotlight” populations increased in Western Europe compared to 2015–2016, including for Transgender and Intersex Communities and for Children and Youth and Older Adults. Funding decreased for Sex Workers and for Migrants, Refugees, and Asylum Seekers.

LGBTI FUNDING FOR WESTERN EUROPE, BY SELECTED POPULATIONS (2015–2018)

