




Global Resources Report

2019/2020

Government and
Philanthropic Support for
Lesbian, Gay, Bisexual,
Transgender, and Intersex
Communities







Global Resources Report



2019/2020

**Government and
Philanthropic Support for
Lesbian, Gay, Bisexual,
Transgender, and Intersex
Communities**



Table of Contents

4	Letter from the GPP Director	
6	Introduction	
8	Methodology Key Points	
10	The Big Picture	
	Overview of Global LGBTI Funding, 2019–2020	10
	Fluctuations by Reporting Period	13
	Global Funding Comparison	18
	Overview of Funding by Geographic Focus	20
	Overview of LGBTI Funding by Regional Focus	25
	Top Funders and Recipients	26
	Sources of Funding	38
	Behind the Numbers:	
	Global Corporate LGBTI Funding	40
	Type of Support	42
	Issues Funded	43
	Strategies Funded	46
	Population Focus	49
	Behind the Numbers:	
	Covid Funding Impacts	53
62	Funding for LGBTI Issues in the Global South and East	
	Top Funders and Recipients	64
	Sources of Funding	66
	Issues Addressed	67
	Population Focus	69
	Behind the Numbers:	
	Global Philanthropy Project	72
	Snapshot: Asia & the Pacific	76

Snapshot: Eastern Europe, Central Asia, and Russia	82
Snapshot: Latin America and the Caribbean	88
Snapshot: Middle East and North Africa	94
Snapshot: Sub-Saharan Africa	100
Snapshot: Multiregional	106

Behind the Numbers: The Amsterdam Network	110
---	-----

112 Funding for LGBTI Issues in the Global North

Top Funders and Recipients	114
Sources of Funding	116
Snapshot: Northern America	117
Snapshot: Western Europe	120

126 Funding for International LGBTI Issues

Top Funders and Recipients	128
Sources of Funding	130
Issues Addressed	131
Population Focus	133

Behind the Numbers: What Funders Are Missing from This Report?	134
--	-----

138 Methodology

146 Appendices

Appendix I: Funding by Country of Focus	146
Appendix II: 2019–2020 List of LGBTI Grantmakers	149
Appendix III: <i>Global Resources Report</i> Selected Taxonomy	155

160 About the Report

About Global Philanthropy Project	160
Acknowledgements & Report Credits	161

Letter from the GPP Director

Dear friends, members, colleagues, and collaborators:
I am so proud to deliver the *2019–2020 Global Resources Report: Government and Philanthropic Support for Lesbian, Gay, Bisexual, Transgender, and Intersex Communities* to you, knowing that this tool will be used to increase and improve funding for LGBTI communities at a time when those resources could not be more crucial.

We released the last edition of this report in May 2020, sharing it into an emerging pandemic that we knew would hit worldwide LGBTI communities hard. The two years since then have been a process of developing analysis, clarity, and action about the scope of those impacts and the scale of response that is demanded. We've also witnessed a series of humanitarian crises causing forced migration with specific impacts and vulnerabilities for LGBTI communities. And if that wasn't enough, those who oppose LGBTI human rights have leveraged the crises we all face to escalate their attacks.

LGBTI communities face urgent conditions, and grantmakers must mobilize together to financially resource the movements that can meet those needs.

But it is important to recognize that the attacks and the crises are not the only story that is told in this report. Over 6,000 grantees around the world received funding for their efforts to support LGBTI communities in 2019 and 2020, an increase of 38 percent.

**The movement is strong, it is growing.
LGBTI communities are meeting their own
needs and their neighbors' needs when
state structures and humanitarian systems
fail to value LGBTI lives.**

This report does not include grant descriptions, but I can tell you that these descriptions overflow with creativity, visionary strategy, and ceaseless commitment to build a better world. Against all odds, LGBTI people exist everywhere and they are organizing for survival and for the right to access joy, pleasure, and embodiment.

**Our work is simply to put resources in their
hands.**

Yours in solidarity,



Matthew Hart

Director, Global Philanthropy Project

Introduction

We are pleased to present the *2019–2020 Global Resources Report: Government and Philanthropic Support for Lesbian, Gay, Bisexual, Transgender, and Intersex Communities*, a comprehensive report on the state of foundation and government funding for lesbian, gay, bisexual, transgender, and intersex (LGBTI) issues. This report documents over 15,000 grants awarded by 499 foundations, intermediary NGOs, and corporations and by 17 donor government and multilateral agencies. The report provides details on the distribution of LGBTI funding by geography, issue, strategy, population focus, and donor type. It is a tool for identifying trends, gaps, and opportunities in the rapidly changing philanthropic and development landscapes.

The *2019–2020 Global Resources Report* builds on three previous editions, now documenting comprehensive data across eight calendar years and enabling deeper analysis of LGBTI funding trends.

The *Global Resources Report* is the most comprehensive resource available on worldwide LGBTI funding, and it provides powerful data to advocates ranging from grassroots local LGBTI movement leaders to global development actors. Advocates for funding equity regularly use the report to make the case for closing funding gaps. Grantmakers use the data to develop strategic funding plans and increase their impacts. Donor governments use the report to inform their foreign affairs funding and policies. The previous three editions of the report have catalyzed new funds for LGBTI communities and have been regularly used to better attune LGBTI funding to address unmet needs.

Given the Global Philanthropy Project’s mission to expand global philanthropic support to advance the human rights of LGBTI people in the Global South and East, we are pleased to report that in 2019–2020 over \$184 million, or 32 percent, of all funding for LGBTI issues was focused on the Global South and East. Compared to the previous report, this total increased by over \$10 million.



We are especially pleased that over 70 foundations based outside of the United States and three donor governments were included for the first time in this edition. We aim to continue expansion of the dataset in future years.

The process of developing this report during an ongoing pandemic required a powerful level of care, commitment, and determination including the efforts of each Global Philanthropy Project staff member and the report's 16-member advisory committee; each grantmaker who shared their data; all of our partner networks who shared the call for data with their members; our partners at Funders for LGBTQ Issues who compiled and shared the data from U.S.-based foundations and who have supported this project arm-in-arm with GPP across all eight years; and finally, each of the GPP members and partners who supported the costs of the report. The philanthropic ecosystem will use the gifts of this collective effort to inform, leverage, and catalyze money to LGBTI communities.

With gratitude to all of these efforts and to the movements for LGBTI human rights whose work is represented in these pages, may it be a tool to deliver the resources that LGBTI communities need to build safety, community, and power in the years ahead.

Ezra Berkley Nepon

Global Philanthropy Project

Senior Program Officer for Knowledge and Learning

Methodology

Key Points

A longer section on this report's methodology is included on [pages 138-145](#); and here we share some key points for an accurate reading of the reported data.

a

This report only includes grants to organizations or programs that *focus* on an LGBTI issue or population. For example, a human rights organization receiving a grant to provide asylum services to marginalized refugees, open and welcoming of all refugees, including LGBTI people, would not be included in the report. It would be included if that same human rights organization received a grant to provide asylum services specifically supporting LGBTI refugees. In some cases, donors who track funding to multiple impacted populations have been able to identify a prorated percentage of a larger grant with demonstrated LGBTI focus.

b

This report documents full grant amounts to the year the grant was awarded, not the year(s) of grant disbursement. This means that for multiyear commitments, the full sum of the grant is counted in the year in which it was awarded. For example, a three-year grant for \$30,000 awarded in 2019 and disbursed in three annual payments of \$10,000 would be documented in this report as a \$30,000 grant in 2019.

c

Domestic government funding is not included in this report.

The report consists of funding by donor governments focused on international development efforts to advance LGBTI rights.

d
Throughout the report, charts include a key to indicate whether funds awarded for the purpose of regranting are included. Funds awarded for regranting are removed from most calculations to avoid double-counting. Lists of top donors and charts showing funding by the type of donor do include funds awarded for regranting to document the full amount of LGBTI funding flowing from (or through) each donor or donor type.

e
Throughout this report, charts include a key to indicate whether funds focused on the United States of America (the U.S.) are included. This report contains two primary data streams. Grant data from foundations based in the United States is collected by Funders for LGBTQ Issues and shared with Global Philanthropy Project for the development of this global report. Grant data from foundations based outside of the United States and from government and multilateral agencies is collected directly by Global Philanthropy Project. Funders for LGBTQ Issues produces a detailed U.S. domestic LGBTI funding tracking report. In this report, funding focused on the United States is often excluded from otherwise global calculations.

f
Throughout the report, all monetary figures are provided in United States dollars (USD). While submissions were received in multiple currencies, they were calculated in USD based on mid-year exchange

Symbol/Key



Regranting



U.S. Funding



INCLUDED



NOT INCLUDED

Overview of Global LGBTI Funding, 2019–2020

Total Funds

\$576 million

499

Number of Foundations,
NGO Intermediaries,
and Corporations

17

Number of Donor
Governments and
Multilateral Agencies

15,837

Number of Grants

6,036

Number of Grantees

SCOPE AND CONTEXT OF REPORT

This fourth edition of the *Global Resources Report* draws from a combined eight years of data to provide an overview of philanthropic funding for LGBTI issues worldwide. It documents data on funding from private and public foundations, intermediary NGOs, corporations, donor government agencies, and multilateral agencies.

This edition of the report features funding awarded in calendar years 2019 and 2020 for LGBTI-focused organizations and for projects that specifically focus on LGBTI communities.

Between the 2017–2018 reporting period and the 2019–2020 reporting period, **global LGBTI funding grew by nearly \$16 million, or 3 percent.**

In comparing the same period, there was a **4 percent increase in the number of reported grants.**

2017-2018

\$560 M

2019-2020

\$576 M

+3%


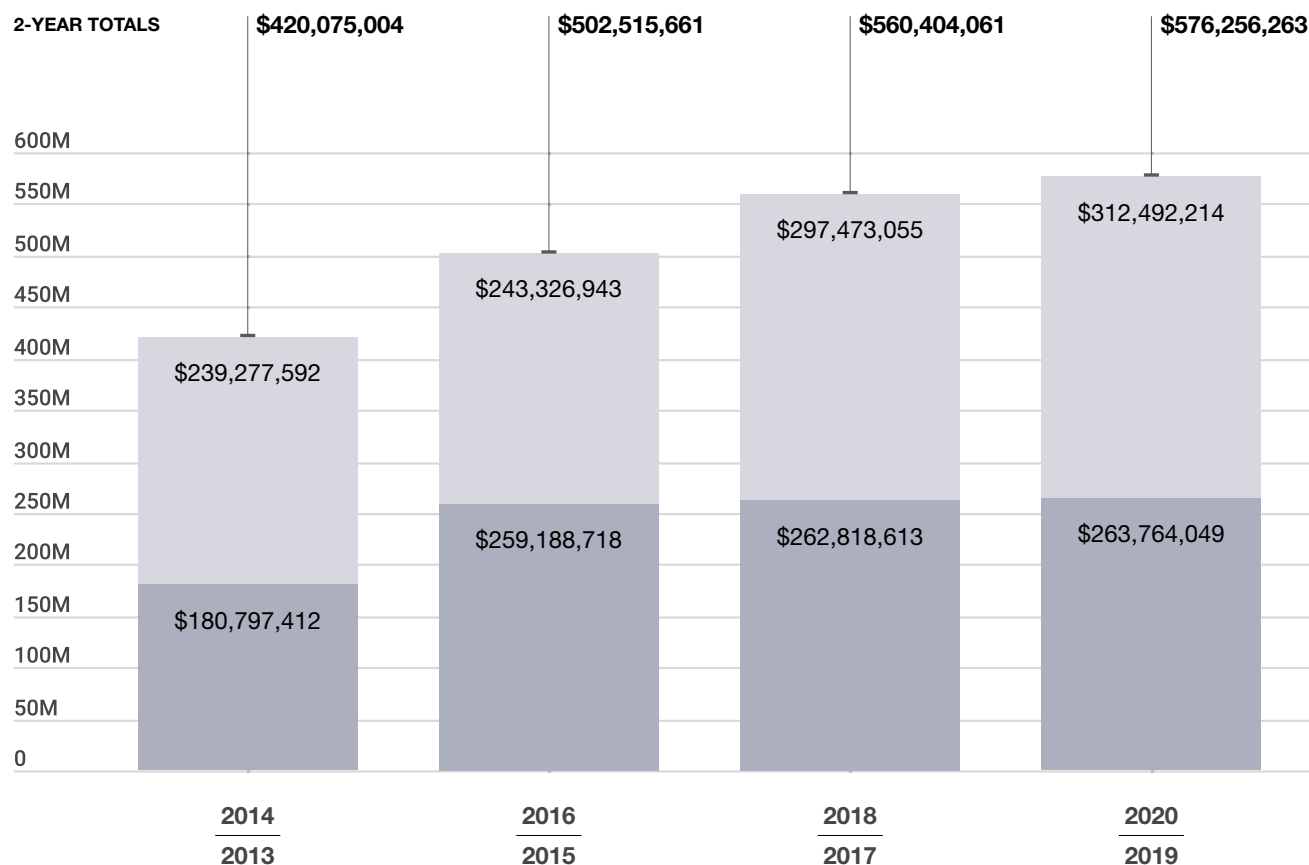


CHART 1.1: GLOBAL LGBTI FUNDING | YEARS (2013–2020)

Including funding focused on the United States



R — US +

FLUCTUATIONS BY REPORTING PERIOD

COVID Impacts

Year-to-year fluctuations in funding are largely due to changes in the reported data available. While this has been true throughout the four editions of this report, the challenge is significantly exacerbated during the ongoing COVID-19 pandemic.

While the *Global Resources Report* develops increasingly comprehensive and accurate documentation of global LGBTI funding data over time, and many new donors are making LGBTI-focused grants, this iteration of the report includes over 200 fewer grantmakers than the previous edition. Some donors may have deprioritized LGBTI funding, but this decrease in reporting is not an indicator of a trend away from LGBTI funding. Rather, delayed reporting largely due to the impacts of COVID-19 is the primary reason for the decreased number of grantmakers in this report. This issue showed up in several different ways.

This issue especially impacted the number of U.S.-based donors included in the Funders for LGBTQ Issues domestic U.S. report, which decreased by nearly 250.¹

Another data source for this report, the Candid Foundation Maps database, did not yet include about 30 grantmakers whose LGBTI-focused grants had been counted in the previous *Global Resources Report*. Of those donors who could again be included from the Candid database, many had not yet been updated for their 2020 grants at the time of this report's data collection close in early 2022.²

A smaller number of grantmakers based outside of the United States who had previously reported their data directly to Global Philanthropy Project could not renew reporting. For some, this was a change in their grantmaking, but many were explicit about lacking the capacity to report for this edition given both COVID-19 impacts and emergency humanitarian response to other crises.

U.S.-based donors

-250

¹ The primary reason for this number's sharp decline is that there was less publicly available information than usual on foundation spending in the United States during the collection period. Some institutions delayed or did not release annual reports and the release of the tax forms that U.S. foundations are required to file declaring their funding was delayed from past years. This shift also relates to a change in collection methodology by Funders for LGBTQ Issues, which did not prioritize the same levels of manual review of online financials/annual reports as in previous years.

² The decreased reporting from Candid is in large part due to the same delayed U.S. tax form release schedule that is identified in the previous footnote.

At the same time, over 70 donors based outside of the United States were included for the first time in this edition. These newly reporting funds indicate that there are some new LGBTI funders and some funders newly inclusive of LGBTI issues. This also shows the impacts of increased outreach efforts to different stakeholders by Global Philanthropy Project.

The issues causing delayed reporting for 2019 and 2020 impact the entire philanthropic ecosystem, from hyper-locally focused grantees and funders to those with a global reach. The authors of this report have done our best to document the trend lines, gaps, and opportunities of global LGBTI funding, given the impacts of these variables.

donors outside of the U.S.

+70

BEHIND THE NUMBERS

WHICH FUNDERS ARE MISSING FROM THIS REPORT?

The authors of the Global Resources Report exclude data on LGBTI grants awarded by state-run funding institutions including foundations, intermediaries, associations, donor government agencies, and multilateral agencies. However, so with any research effort, there are gaps in the available data.

As to potential omissions of the report, several funders who are known to have awarded LGBTI grants are not able to be included in future editions of the report due to their status in the Global Resources Report and no other reliable public documentation of their grant-making was available.

Government and Multilateral Donors

As in past reports, the most extensive gap in the authors of the Global Resources Report is a lack of data on grants awarded by the Government of the United States. The included data includes the U.S. State Department's Office of Global Women's Issues (OGWI), which is managed by USAID, and the Global Equality Fund (GEF), a private foundation established in 2015. In that year, the U.S. government awarded \$1.1 billion in grants focused on LGBTI communities, with an additional \$1.1 billion in grants awarded through the Global Equality Fund. The Global Equality Fund also reported \$1.1 billion in grants awarded in 2019 through their public annual report released in 2019. Unfortunately, no public report has been released in the

For more information about fluctuations over time, see “Which Funders Are Missing from This Report” on [page 134](#).

Increasing Accuracy Over Time

This report provides the data used by philanthropic, civil society, and government actors to map resources moving to global and regional LGBTI human rights and to advocate and make a case for new or improved funding. The report is produced over a full year—from data collection to publication—through the efforts of a multi-stakeholder ecosystem, and responsibility for its accuracy is shared and valued among its reporting donors.

Some variation among the reported numbers is due to improvements over time in the *Global Resources Report* data collection, verification, and analysis processes. In developing this edition of the report, Global Philanthropy Project was able to work more closely with many reporting donors—offering guidance, adding elements to the reporting template, and following up with questions—resulting in more accurate coding. One key impact of this evolving process is an increased ability to exclude grants that are inclusive but not focused on LGBTI communities. As the dataset evolves with consecutive years of information about both donors and grantees, the analysts can also recode previous grants with more specificity. These improvements result in part from a more detailed analysis conducted in developing Global Philanthropy Project’s “Diving Deeper” brief series.³

Through this ongoing learning, the dataset becomes more accurate over time. These changes result in some shifts in the historic numbers presented in this report. Some previously-reported numbers have been revised due to corrections and clarifications, allowing us to more properly represent the data in alignment with our methodology.

Despite the challenges in this reporting cycle, the report authors are encouraged by a growing community of practice around the ongoing improvement and refinement of data development to document global LGBTI funding. The increasing scope, accuracy, and transparency of this report are key to ongoing efforts within philanthropy, civil society, and government and multilateral agencies to increase and improve global and regional LGBTI funding toward a more equitable and effective distribution of funds, toward resources more aligned with the needs of LGBTI communities, and toward protecting and improving the human rights of all LGBTI people.

³ Diving Deeper Series: Under the Surface of LGBTI Funding Data. (2021). Global Philanthropy Project.
<https://globalphilanthropyproject.org/diving-deeper/>

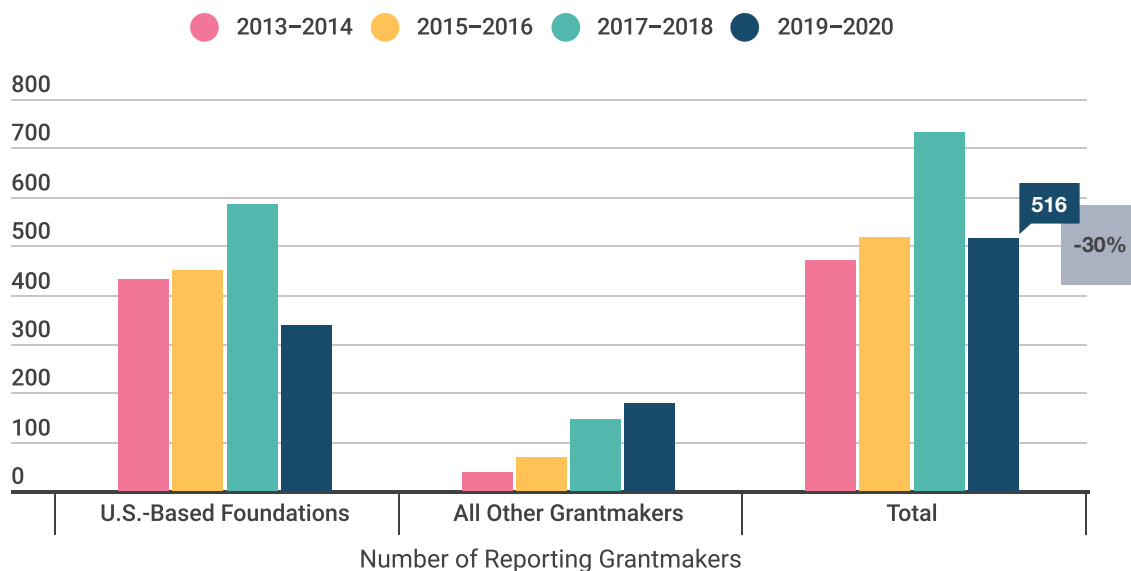
Emerging Trends

As noted above, the number of reporting donors decreased in 2019–2020 compared to the previous reporting period. This significant difference was due to U.S. tax reporting delays.

Despite the decreased number of donors included in the report, the total global LGBTI funding amount continued to increase, as did the number of grantees and the number of grants. These increases indicate the growth and evolution of global movements for LGBTI human rights.⁴

NOTE: As a reminder, fluctuations in grant amounts over time are often due to the impact of large multiyear grants that are counted in the year awarded. This can impact any funding focus area, including geographies, populations, issues, and strategies.

CHART 1.2: GLOBAL LGBTI FUNDING | NUMBER OF GRANTMAKERS⁵ (2013–2020)

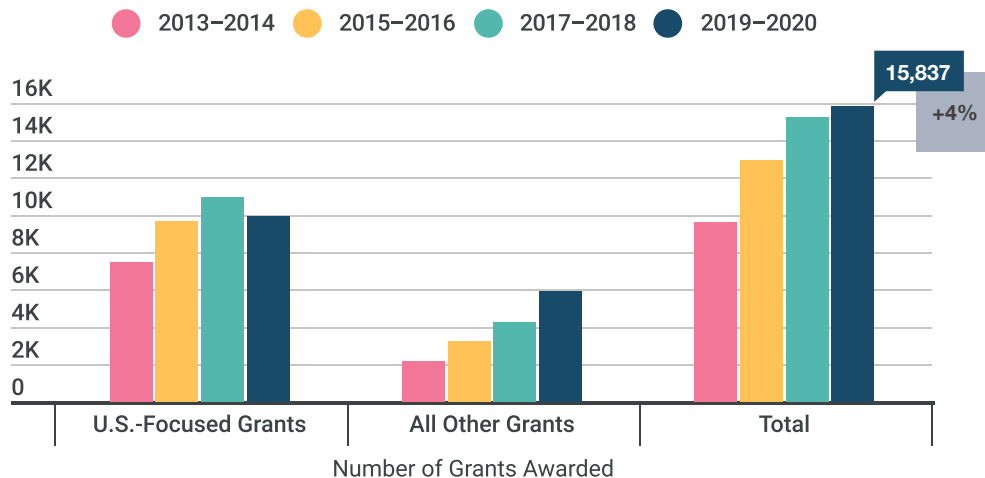


⁴ Despite the decreased number of funders, the majority of foundations which were included in the previous report but not this one were those with low levels of LGBTI funding (in total amount and in number of grants). This helps to explain why the grant amounts and number of grants have increased over time despite the decreased number of grantmakers.

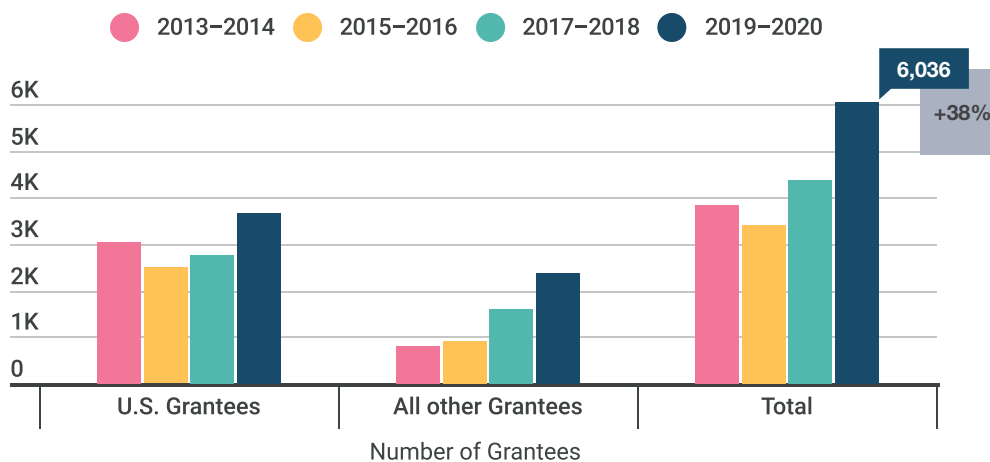
⁵ The total number of grants for 2017–2018 has decreased from the previously reported amount due to a clarification of the methodology, resulting in this updated number.

CHART 1.3: GLOBAL LGBTI FUNDING | NUMBER OF GRANTS (2013–2020)

R + US +

**CHART 1.4: GLOBAL LGBTI FUNDING | NUMBER OF GRANTEE⁶S (2013–2020)**

R + US +



⁶ The number of grants awarded to anonymous grantees has increased with each edition of the *Global Resources Report* and has grown by over 600 percent when comparing the current report to the 2013–2014 edition. These grantees are anonymized either by the grantees themselves or by the reporting donors, out of concern for safety and security due to operating within hostile environments. As a result, this report cannot distinguish the number of grantees receiving these grants. For this reason, the number of grantees is surely greater for each year than the numbers documented in this chart and in numbers identified throughout the report.

GLOBAL FUNDING COMPARISON

Funding focused on the global LGBTI community has maintained an extremely small percentage compared to overall foundation funding and overall funding from donor governments.

In 2019–2020, all global LGBTI foundation funding—including funds focused on the United States—accounted for less than 35 cents out of every \$100 of overall worldwide foundation funding, or .35 percent. This represented a decrease of 1 cent out of every \$100 compared to previous reporting periods.⁷

In the same two years, global LGBTI funding from donor governments again accounted for .04 cents out of every \$100 of international development efforts and assistance (known as ODA), or .04 percent, maintaining the same level as the previous reporting period.⁸

Another way to understand the scale of global LGBTI funding is to compare it with just one large organization working to undermine LGBTI human rights, the Christian Broadcast Network (CBN). This organization, founded in 1960 by the notoriously homophobic Pat Robertson, reported expenses of over \$622 million in 2019 and 2020.⁹ In comparison, the entire global LGBTI movement received a documented total of \$576 million during the same years.

2019-2020

REPORTED EXPENSES

Christian Broadcast Network (CBN)



\$622 M

GRANTS RECEIVED

global LGBTI movement



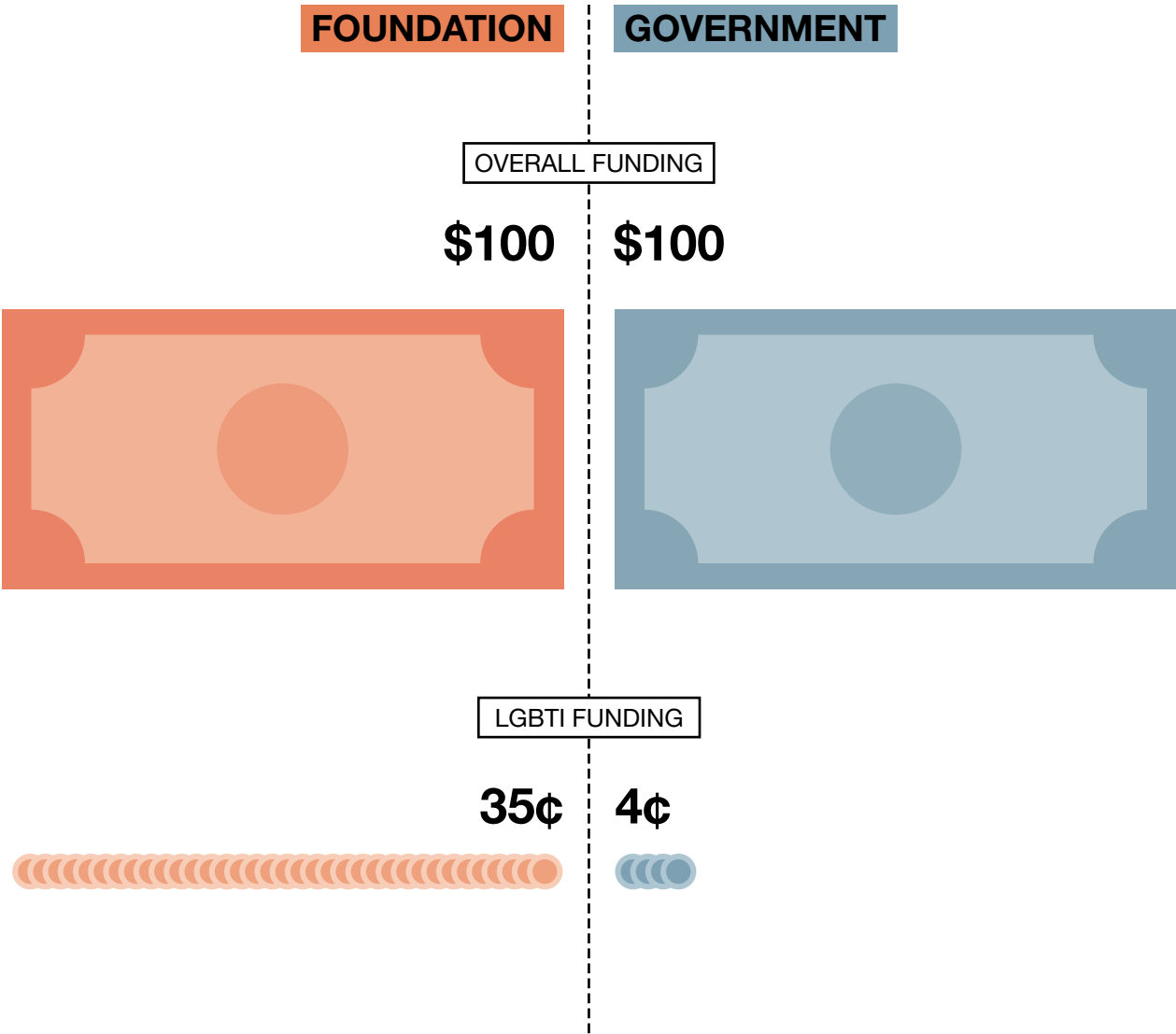
\$576 M

⁷ The phrase "less than 35 cents" should be understood as indicating that the percentage would be significantly lower if overall foundation funding focused outside of the United States was possible to document and include in the comparison. The *Global Resources Report* used two sources for comparative funding data in 2013–2014 and 2015–2016: the *Giving USA Annual Report on Philanthropy* (focused on United States funding) and the *European Foundation Sector* report produced by Donors and Foundations Networks in Europe (DAFNE). In 2017–2018, the European sector report was no longer produced and the 2017–2018 *Global Resources Report* shifted to use comparative funding data from Candid Foundation Maps, which documented at least \$165.3 billion in global foundation funding. While the Foundation Maps data for 2017 and 2018 was still in development at the time of the 2017–2018 *Global Resources Report* publication, it was then the most cohesive source available for comparative global foundation funding. At the time of the 2019–2020 *Global Resources Report* edition, the Foundation Maps data is less developed due to COVID-related delays. Returning to the previous model, this 2019–2020 report uses the Giving USA report as its comparative data source and now standardizes this comparison for all years. This edition's comparison number for all foundation funding in the United States is \$164.24 billion. Unfortunately, similar overall comparisons are not available for other countries and/or regions.

⁸ Official development assistance (ODA) is defined by the Organisation for Economic and Co-Operation and Development (OECD) Development Assistance Committee (DAC) as government aid that promotes and specifically targets the economic development and welfare of developing countries. The OECD documented \$314 billion in ODA during 2019–2020.

⁹ *Christian Broadcasting Network Inc 990 Tax Returns, 2019 and 2020*. ProPublica - Nonprofit Explorer. Retrieved April 5, 2022, from <https://projects.propublica.org/nonprofits/organizations/540678752>


CHART 2.1: GLOBAL LGBTI FUNDING | COMPARISON TO OVERALL FUNDING (2019–2020)



Overview of Funding by Geographic Focus

In addition to the global overview section, the report provides greater detail on funding within three different geographic scopes.¹⁰

Funding for LGBTI Issues in the Global South and East: This section provides an analysis of funding for five world regions: (1) Asia and the Pacific; (2) Eastern Europe, Central Asia, and Russia; (3) Latin America and the Caribbean; (4) the Middle East and North Africa; and (5) Sub-Saharan Africa.



Funding for LGBTI Issues in the Global North. This section analyzes of funding for two major world regions: (1) Northern America¹¹ and (2) Western Europe.¹²



Funding for International LGBTI Issues. This section analyzes funding focused on LGBTI issues at the international level. This includes advocacy for the inclusion of LGBTI issues in international bodies and instruments, and also work to strengthen the capacity of LGBTI movements across multiple regions of the world when inclusive of regions in the Global South and East and those in the Global North.



¹⁰ The grouping of countries into regions and sub-regions is based on a review of several similar taxonomies, including the United Nations and other international bodies, as well as existing philanthropic researchers, including Candid Foundation Maps and Human Rights Funders Network. The full geographic taxonomy is included in Appendix Three.

¹¹ This report offers a limited analysis of funding focused on Northern America. For a detailed report tracking funding focused on the United States, developed by Funders for LGBTQ Issues, see <https://lgbtfunders.org/research/>


¹² The *Global Resources Report* defines the Global North as countries in Northern America (the United States and Canada) and Western Europe. The division of Global North and Global South countries was first proposed in 1980 through the Independent Commission on International Development Issues (known as the Brandt Commission), with countries such as Japan, South Korea, Taiwan, Australia, and New Zealand included as Global North countries. For the purposes of this report, these countries are included within the Global South and East analysis in the Asia and Pacific world region.

During 2019 and 2020, about \$184 million, or 32 percent of all funding for LGBTI issues, was focused on LGBTI communities in the Global South and East. Compared to the last reporting period, funding for the Global South and East increased by over \$10 million, or 6 percent.

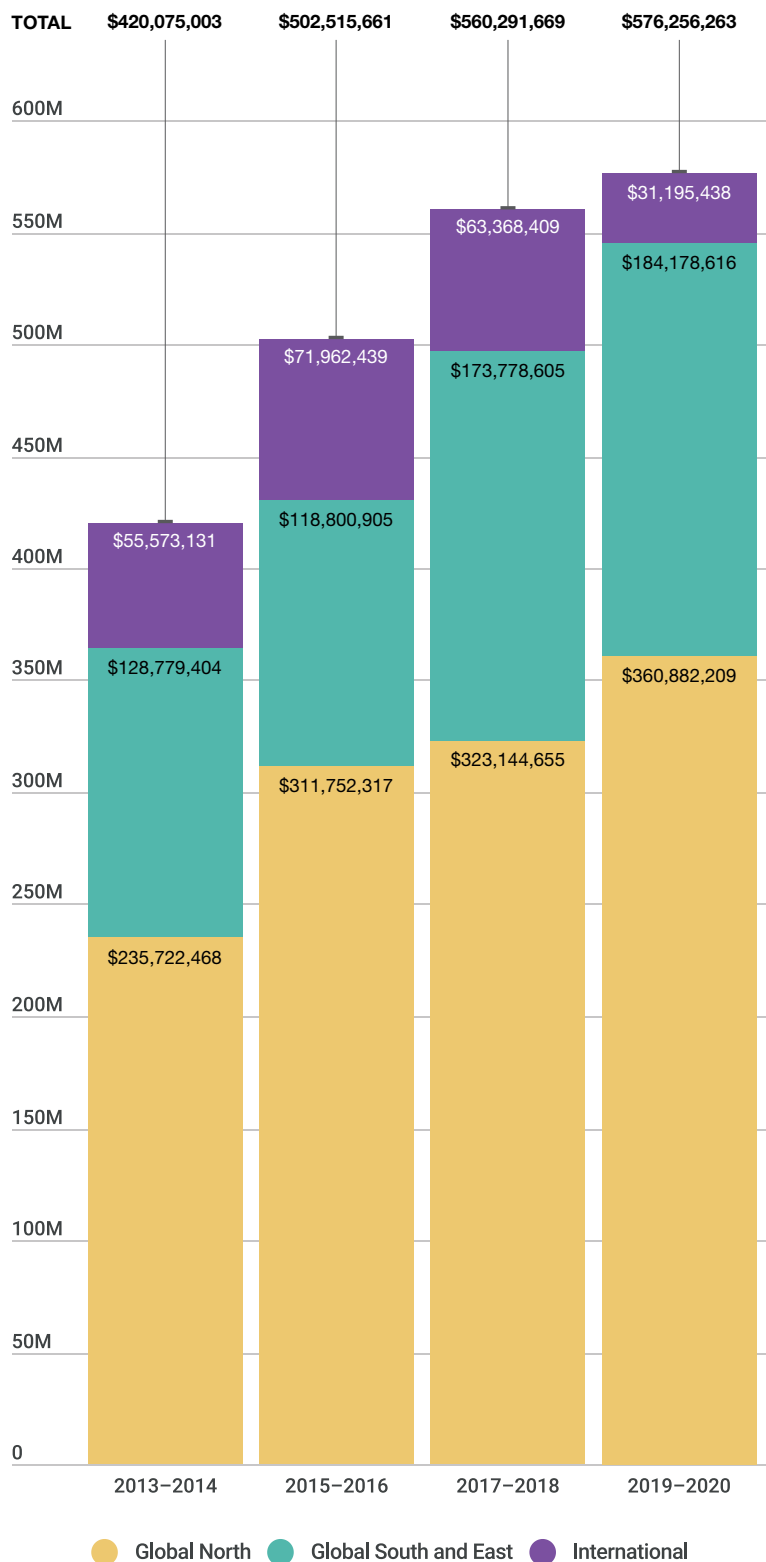
In the same period, about \$361 million, or 63 percent of all funding for LGBTI issues, was focused on LGBTI communities in the Global North, representing an increase of around \$38 million and 12 percent compared to the previous report. Of that total, the United States received \$328 million, an increase of 10 percent from the last reporting period.

The remaining \$31 million of funding, or 5 percent, focused on LGBTI issues at the international or multiregional level, generally through funding to international advocacy organizations. Funding for this international work decreased by \$32 million, or 51 percent, compared to 2017–2018.¹³

NOTE: In many cases, grantee location details are not disclosed out of concern for safety and security due to hostile environments. In some cases, donors are able to share the world region or global focus of the grant, but are not able to reveal the grantee's location or the work's country focus.



¹³ Readers may note differences in funding totals between the Global Focus and World Region categories. This is due to the specificity of available grant data at different levels of the taxonomy. For example, in some cases it was possible to identify a grant as having a global focus in the Global South and East, yet the funding was directed to multiple world regions. In this report, for the first time, multiregional funding in the Global South and East is featured as a specific “snapshot” due to the significant amount assigned to this geographic focus in 2019–2020. See Appendix III for more detail on the report taxonomy.

CHART 2.2 GLOBAL LGBTI FUNDING**GEOGRAPHIC FOCUS (2013–2020)***Including funding focused on the United States*

As in the past editions of this report, funds focused on Northern America again accounted for over half (57 percent) of all global LGBTI funding, with 99.8 percent of that total being focused on the United States. This represented a regional increase of about \$29 million from the previous report and an increase from 53 percent of the total in 2017–2018.

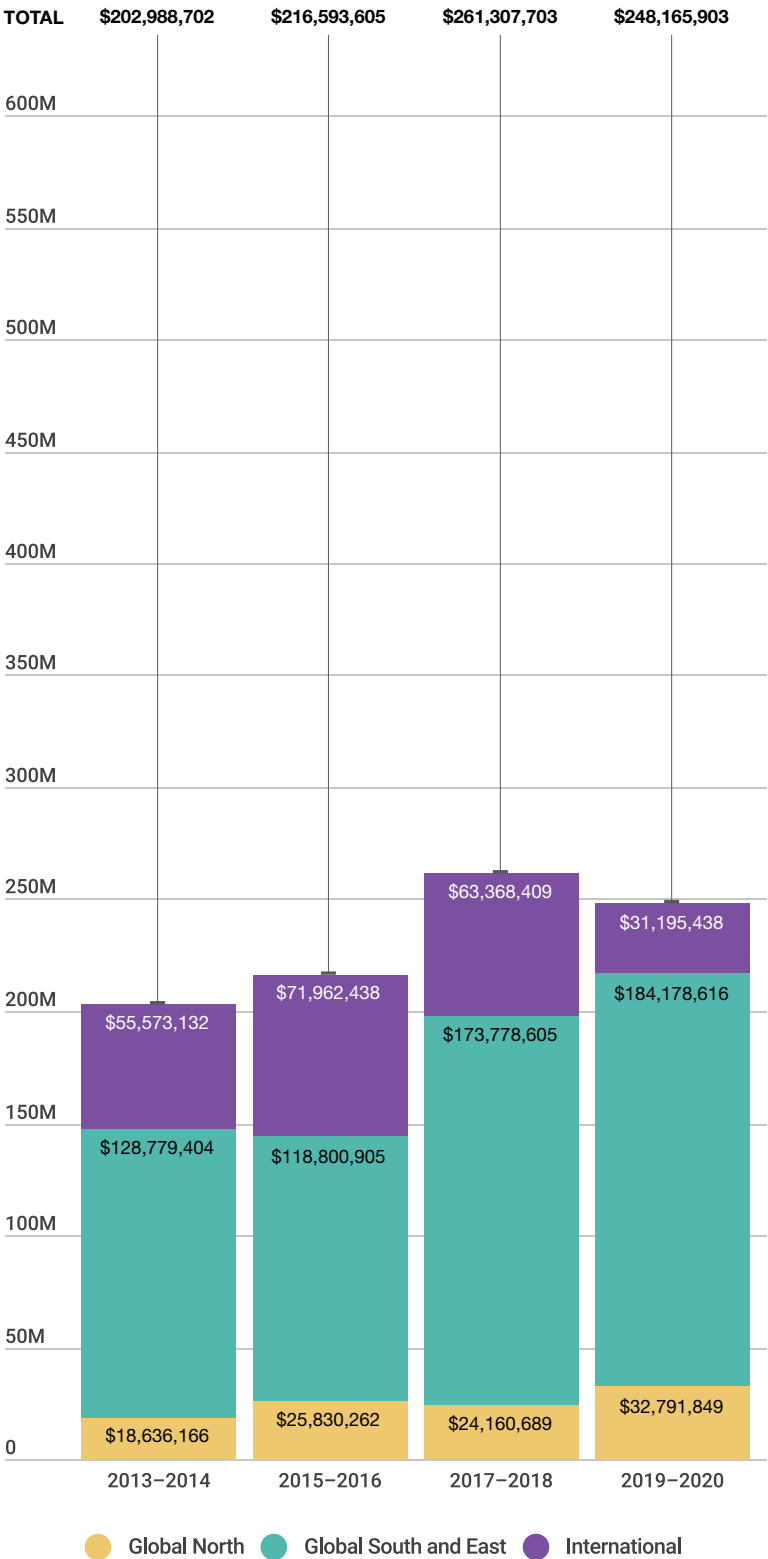
Note (in Chart 2.2) that when funds awarded for regranting and funds focused on the United States are both excluded, as is often the case in this report, the total LGBTI funding for 2019–2020 has decreased compared to the previous report. This is due to a decrease of about \$10.5 million focused on the international level. Funding with this geographic focus accounted for 9 percent of the global total in 2019–2020, decreasing from 12 percent in the previous report.

CHART 2.3 GLOBAL LGBTI FUNDING

GEOGRAPHIC FOCUS (2013–2020)


Excluding funding focused on the United States

R — US —



5

world regions showed an increase in funds awarded with a geographic focus.



- Funds focused on Eastern Europe, Central Asia, and Russia increased by about \$5 million and accounted for 5 percent of the global total, increasing from 4 percent in the previous report.

- Funds focused on Latin America and the Caribbean increased by about \$4 million and accounted for 7 percent of the global total, maintaining the previous report level.

- Funds focused on the Middle East and North Africa increased by about \$1.5 million and accounted for 2 percent of the global total, increasing from 1 percent in the previous report.

- Funds focused on Western Europe increased by about \$8.6 million and accounted for 6 percent of the global total, increasing from 4 percent in the previous report.

2

world regions showed a decrease in 2019–2020.



- Funds focused on Asia and the Pacific decreased by about \$3.2 million and accounted for 5 percent of the global total, decreasing from 6 percent in the previous report.

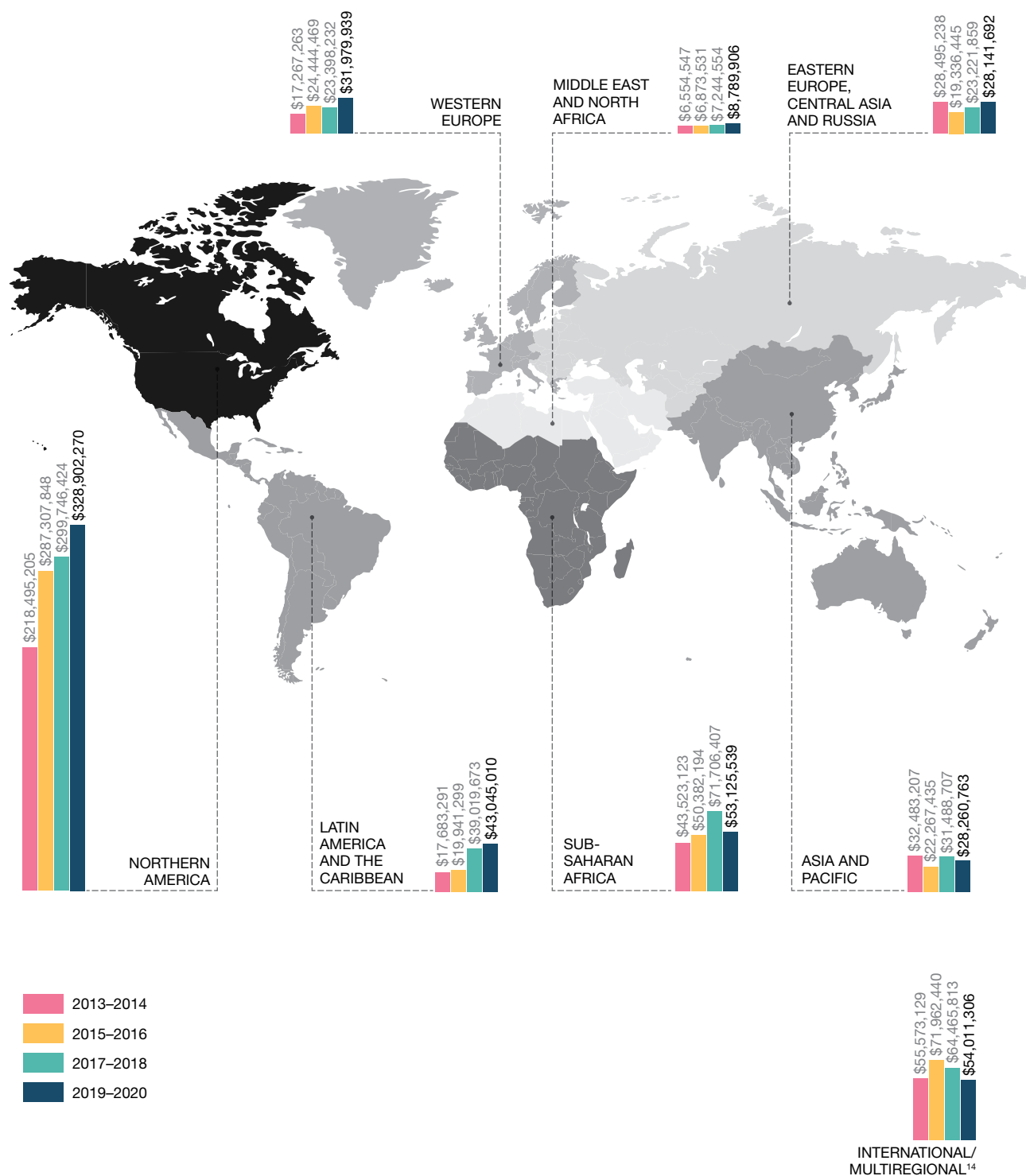
- Funds focused on Sub-Saharan Africa decreased by about \$18.6 million and accounted for 9 percent of the global total, decreasing from 13 percent in the previous report.

Funding with an International or multiregional focus also decreased by about \$10.5 million and accounted for 9 percent of the global total, decreasing from 12 percent in the previous report.

NOTE: As a reminder, these fluctuations are often due to the impact of large multiyear grants that are counted in the year awarded.

CHART 2.4: GLOBAL LGBTI FUNDING | REGIONAL FOCUS (2013–2020)

R — US +



¹⁴ In addition to funds with a whole region focus, this row includes a small amount of funds where the geographic sub-region was not disclosed by the reporting donor.

TOP GLOBAL FUNDERS OF LGBTI ISSUES

In contrast to other calculations in this report, all lists of top funders do include funds awarded for regranteeing to document the full amount of LGBTI funding flowing from (or through) each funder. The total global funding in 2019–2020 including regranteeing comes to over \$712.5 million.

Foundation Funding for LGBTI Issues

The top 10 foundation funders of global LGBTI issues awarded close to \$216 million, or 30 percent of all LGBTI funding.

The top 20 foundation funders awarded close to \$285 million, or 39 percent of the total. Of the top 20 foundation funders, 17 were based in the United States, and 3 were based in Western Europe.




CHART 3.1: GLOBAL LGBTI FUNDING | TOP 20 FOUNDATION FUNDERS, TOTAL AMOUNT (2019–2020)

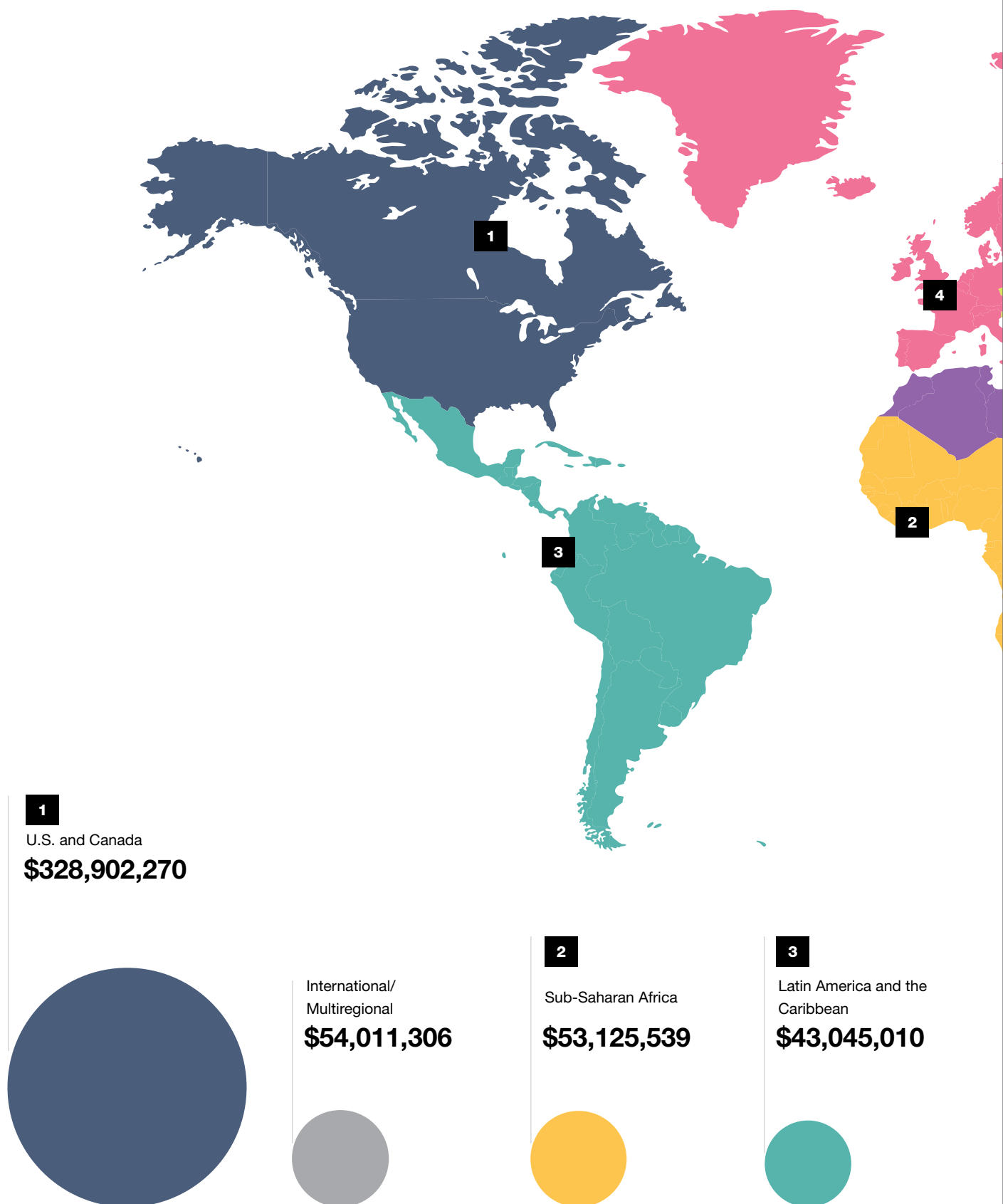
Including funds focused on the United States

	Funder Name	Total Amount
1	Gilead Sciences	\$70,840,706
2	Arcus Foundation	\$27,960,000
3	Ford Foundation	\$24,850,361
4	Tides Foundation	\$20,416,585
5	Gill Foundation	\$15,020,000
6	Elton John AIDS Foundation ¹⁵	\$13,718,157
7	Open Society Foundations	\$13,327,117
8	Astraea Lesbian Foundation for Justice	\$10,553,153
9	Evelyn and Walter Haas, Jr. Fund	\$9,986,000
10	The National Lottery Community Fund	\$9,137,248
11	Foundation for a Just Society	\$8,875,000
12	COC Netherlands	\$8,416,709
13	AIDS United	\$7,891,250
14	Aidsfonds	\$7,295,669
15	Borealis Philanthropy	\$6,739,770
16	Wells Fargo	\$6,499,880
17	The William and Flora Hewlett Foundation	\$6,198,524
18	Dreilinden	\$5,909,901
19	Horizons Foundation	\$5,510,627
20	AmplifyChange	\$5,652,630

NOTE: Anonymous donors awarded close to \$64 million during this period. Collectively, these anonymous grants rank as the second largest source of LGBTI funding. As noted in the report methodology (see [page 138](#)), the category of anonymous donors includes any foundation or fund seeking to maintain anonymity in their giving. Data from individual donors is not included unless the funding is awarded through a philanthropic entity, such as a private foundation or a donor-advised fund housed at a public foundation.

¹⁵ The Elton John AIDS Foundation (EJAF) U.K. and U.S. are merged in this report to indicate total funding by the institution. EJAF announced the merger of these two entities in 2019 to be headquartered in the United States.

LGBTI FUNDING, BY GEOGRAPHIC FOCUS AND WORLD REGION (2019-2020)



R — US +

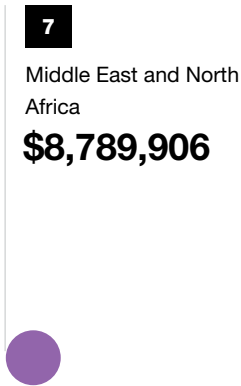
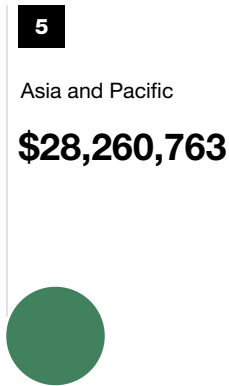
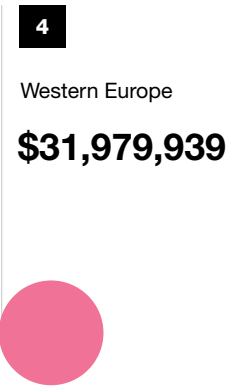
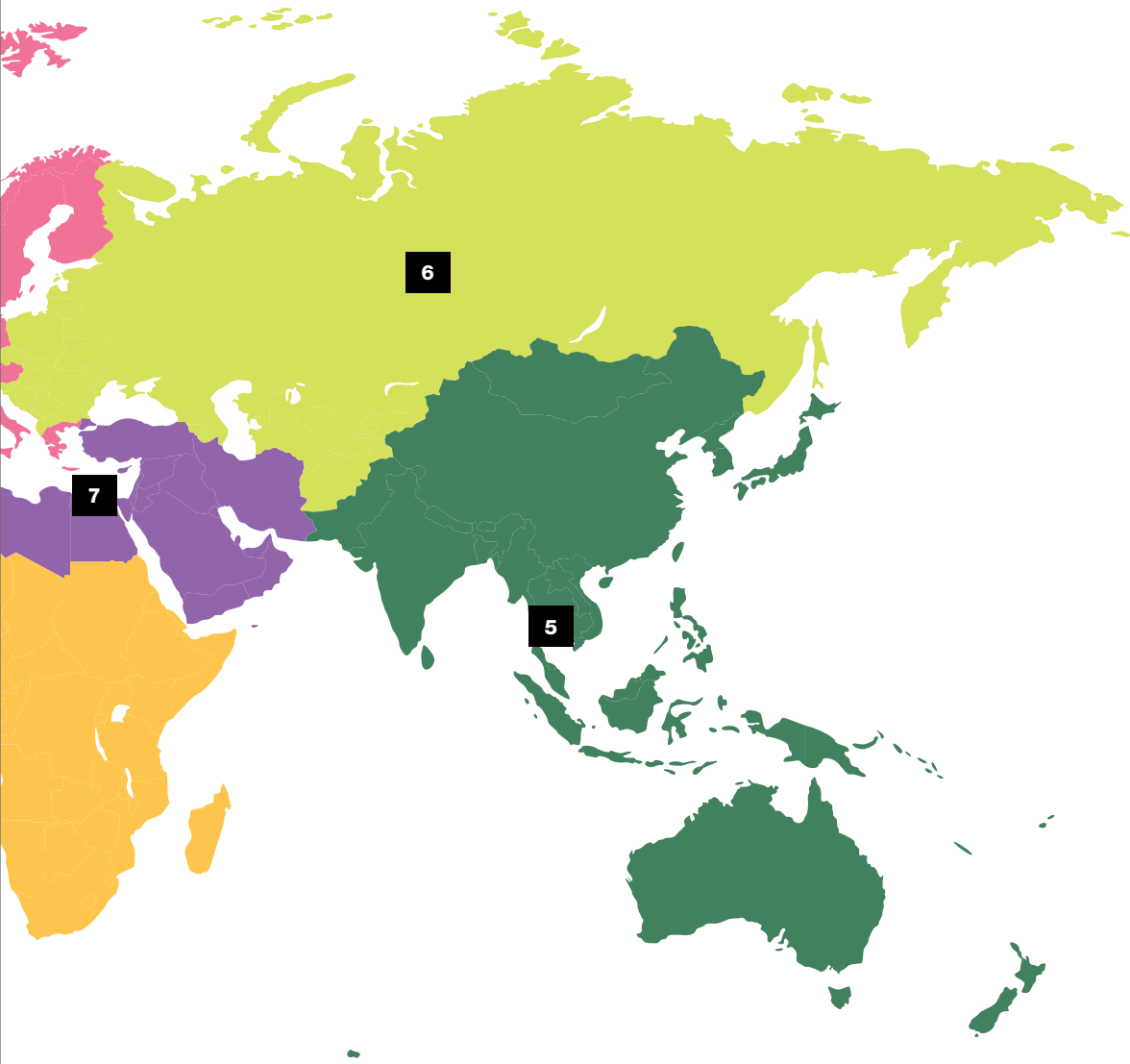


CHART 3.2: GLOBAL LGBTI FUNDING | TOP 20 FOUNDATION FUNDERS, TOTAL AMOUNT (2019–2020)

Excluding funds focused on the United States

	Funder Name	Total Amount
1	Open Society Foundations	\$13,327,117
2	Elton John AIDS Foundation	\$11,218,714
3	Arcus Foundation	\$10,608,000
4	The National Lottery Community Fund	\$9,137,248
5	Ford Foundation	\$9,135,000
6	COC Netherlands	\$8,416,709
7	Aidsfonds	\$7,295,669
8	Astraea Lesbian Foundation for Justice	\$6,022,122
9	Dreilinden	\$5,909,901
10	AmplifyChange	\$5,652,630
11	Tides Foundation	\$4,963,342
12	Oak Foundation	\$4,770,206
13	Hivos	\$4,703,323
14	Sigrid Rausing Trust	\$4,601,922
15	Gilead Sciences	\$3,847,887
16	American Jewish World Service	\$3,548,792
17	Comic Relief	\$3,378,693
18	The Baring Foundation	\$2,786,772
19	FRI–The Association for Gender and Sexuality Diversity	\$2,596,341
20	ViiV Healthcare	\$2,454,762



When excluding funding focused on the United States, the top 10 foundation funders of LGBTI issues awarded close to \$87 million, or 26 percent of the total funding outside of the United States. The top 20 foundation funders awarded over \$124 million, or 37 percent of LGBTI funding outside of the United States. This list of the top 20 foundations comprises 12 funders from Western Europe and 8 from the United States.

NOTE: Anonymous donors awarded over \$20 million during this period, excluding funding focused on the United States. Collectively, these anonymous grants rank as the largest funding source for global LGBTI issues.

CHART 3.3: GLOBAL LGBTI FUNDING | TOP 10 FOUNDATION FUNDERS,
NUMBER OF GRANTS (2019–2020)

R + US +

Including funds focused on the United States

	Funder Name	Number of Grants
1	Horizons Foundation	1012
2	Pride Foundation	869
3	Our Fund Foundation	652
4	Tides Foundation	611
5	Astraea Lesbian Foundation for Justice	528
6	Trans Justice Funding Project	446
7	Gilead Sciences	378
8	Borealis Philanthropy	323
9	COC Netherlands	314
10	Wells Fargo	265

CHART 3.4: GLOBAL LGBTI FUNDING | TOP 10 FOUNDATION FUNDERS,
NUMBER OF GRANTS (2019–2020)

R + US -

Excluding funds focused on the United States

	Funder Name	Number of Grants	Average Grant
1	Astraea Lesbian Foundation for Justice	355	\$16,964
2	COC Netherlands	314	\$26,139
3	Front Line Defenders	197	\$47,373
4	The National Lottery Community Fund	191	\$47,839
5	Open Society Foundations	153	\$86,540
6	OutRight Action International	151	\$9,165
7	Consortium of Lesbian, Gay, Bisexual and Transgender Voluntary and Community Organisations	147	\$8,448
8	American Jewish World Service	145	\$24,307
9	Fondo Lunaria Mujer	144	\$1,813
10	Tides Foundation	125	\$39,707

DONOR GOVERNMENT AND MULTILATERAL AGENCY FUNDING FOR LGBTI ISSUES

In 2019–2020, 17 donor governments and multilateral agencies awarded a combined \$138 million toward international development aid focused on LGBTI communities.¹⁶ The top 10 government and multilateral donors awarded 99 percent of those funds, close to \$137 million.

Government and multilateral funding increased by almost \$30 million compared to the previous report and accounted for 41 percent of all LGBTI funding to grantees based outside the United States, an increase from 37 percent in the last report.

NOTE: As a reminder, government and multilateral funding fluctuations over time are often due to the impact of large multiyear grants counted in the year awarded.

Donor Government Funding

● **For consistency, this report presents all LGBTI funding originating from various government departments and agencies within a country under one consolidated umbrella of their national government** (e.g., Government of Norway instead of the Norway Ministry of Foreign Affairs, Norway Agency for Development Cooperation). While some government funders submitted consolidated grants data for all of their agencies, in some cases, government agencies individually submitted data on their LGBTI grants.

● **The report generally includes funding from donor governments only when grants were reported directly by the government.**¹⁷ Some government funding may be underreported due to the absence of participation by government entities.

● **Donor government funding to support domestic programs is not included in our methodology.** Likewise, grants to intermediary funders based in-country to regrant for domestic programs are also excluded. Government funding is only included when funds focus on countries other than their own.

● **Global LGBTI funding data is included in the report for 7 out of the top 10 largest donor governments.**¹⁸ The United States, Japan, and France did not report.

● **The governments of Belgium, Italy, and Malta are represented in this report for the first time.**

¹⁶ In contrast to other calculations in this report, all lists of top funders (including this list of government and multilateral funders) do include funds awarded for the purpose of regranting, in order to document the full amount of LGBTI funding flowing from (or through) each funder.

¹⁷ One exception is the Government of Belgium, which did not formally submit data during this round. However, correspondence between GPP and the Belgian government during the 2017–2018 period confirmed awards that were made in 2019. Additional grants were identified by submissions from other grantmakers who reported that the Belgian government was the original source of funding for grants that they had awarded.

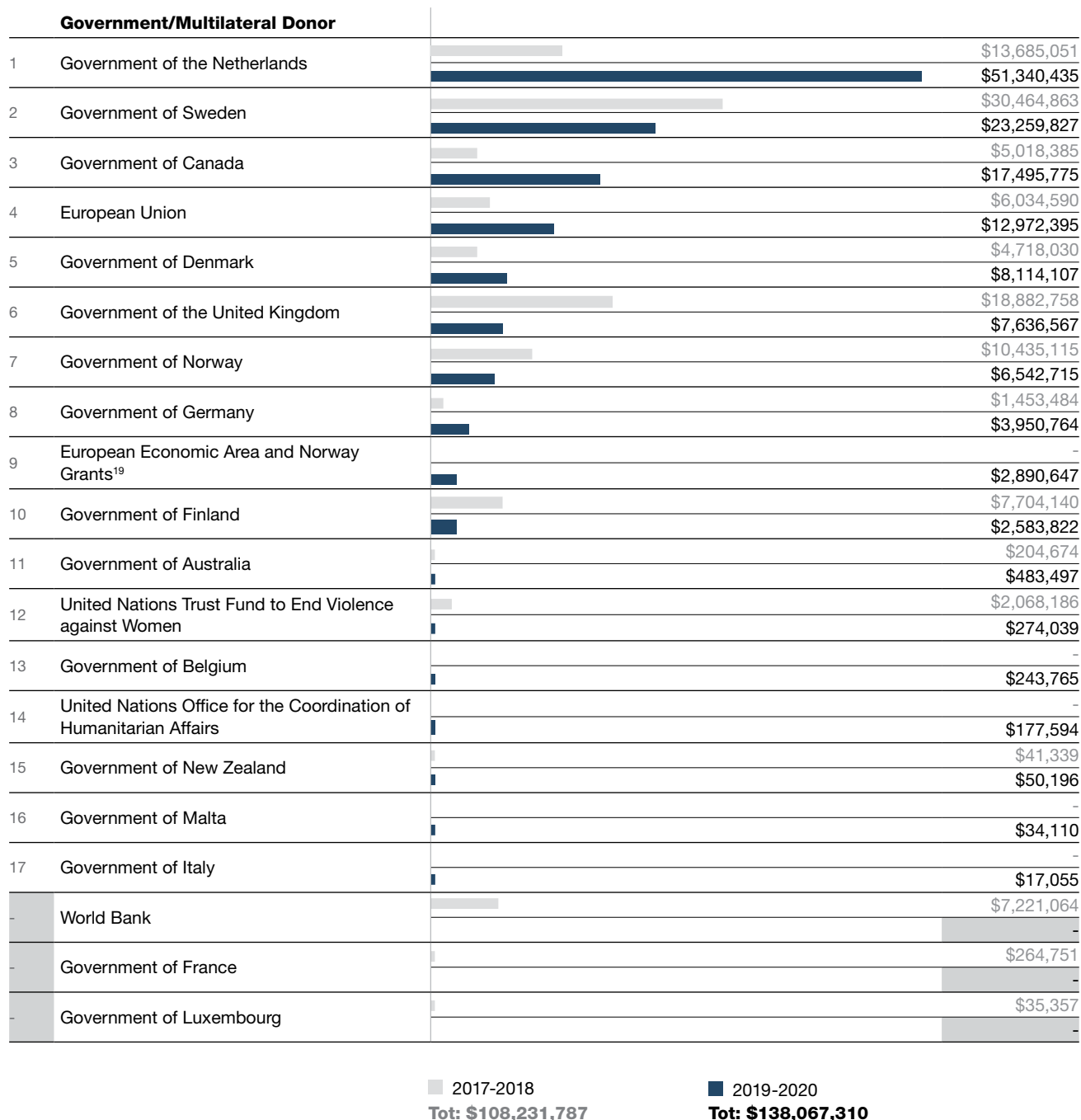
¹⁸ As measured by total international development assistance (ODA) in 2020.

Multilateral Agency Funding

Four multilateral agencies are included within this report's dataset, including a first-time grant inclusion from the United Nations Office for the Coordination of Humanitarian Affairs (UNOCHA).

CHART 4.1: GLOBAL LGBTI FUNDING | DONOR GOVERNMENTS AND MULTILATERAL AGENCIES, TOTAL AMOUNT (2017-2020)

R + US +



19 A program of Iceland, Liechtenstein, and Norway.

Embassy Funding

The 2017–2018 edition of this report included a first-time focus on known funding from embassies as a distinct element of government support, increasing transparency into an important small-grants distribution mechanism for donor government grantmaking.²⁰ In this new edition, embassies made an estimated 232 grants totaling \$18.8 million, or 15 percent of the total documented government funding.

CHART 4.2: GLOBAL LGBTI FUNDING | EMBASSY GRANTMAKING (2019–2020)



Donor Government	Total Amount of Embassy Global LGBTI Funding	Percentage Total LGBTI Funding Awarded by Embassies (per Government)	Number of Embassy Grants to Global LGBTI
Government of Sweden	\$10,212,320	44%	19
Government of the Netherlands	\$6,455,651	13%	137
Government of Canada	\$853,696	5%	44
Government of Norway	\$806,794	12%	5
Government of Germany	\$372,174	9%	11
Government of Australia	\$77,155	16%	7
Government of New Zealand	\$10,966	22%	2
Government of Denmark	\$8,853	<1%	7
Total	\$18,797,609		232

²⁰ Diving Deeper: Under the Surface of LGBTI Embassy Funding Data. (2021). Global Philanthropy Project. <https://globalphilanthropyproject.org/diving-deeper/#embassy>

Government LGBTI Funding Compared to Total ODA

For the first time, this report also includes a list of government donors showing their total LGBTI funding documented in this report in relation to their net international development assistance (ODA) in 2019–2020. The net ODA lists figures across these two years for each government donor as published by the Organisation for Economic Co-operation and Development (OECD).²¹

CHART 4.3: GLOBAL LGBTI FUNDING | GOVERNMENT FUNDING AS A PERCENTAGE OF ODA (2019–2020)



Donor Government	LGBTI Funding	Net ODA	LGBTI Funding as a % of 2019–2020 Net ODA	RANKING: LGBTI Funding	RANKING: LGBTI Funding as a % of 2019–2020 Net ODA
Government of the Netherlands	\$51,340,435	\$10,435,120,000	0.4920%	1	1
Government of Sweden	\$23,259,827	\$11,300,910,000	0.2058%	2	2
Government of Canada	\$17,495,775	\$9,815,910,000	0.1782%	3	3
Government of Denmark	\$8,114,107	\$5,120,370,000	0.1585%	5	4
Government of the United Kingdom	\$7,636,567	\$36,810,930,000	0.0207%	6	8
Government of Norway	\$6,542,715	\$8,955,140,000	0.0731%	7	6
Government of Germany	\$3,950,764	\$51,708,770,000	0.0076%	8	10
Government of Finland	\$2,583,822	\$2,356,660,000	0.1096%	10	5
Government of Australia	\$483,497	\$5,470,840,000	0.0088%	11	9
Government of Belgium	\$243,765	\$4,409,950,000	0.0055%	13	11
Government of New Zealand	\$50,196	\$1,080,450,000	0.0046%	15	12
Government of Malta	\$34,110	\$93,020,000	0.0367%	16	7
Government of Italy	\$17,055	\$8,473,740,000	0.0002%	17	13

²¹ It is important to note that not all LGBTI funding awarded by government donors and reported to the *Global Resources Report* is counted as ODA by the OECD, which only includes development aid to a list of eligible countries. However, as net ODA is a globally recognized indicator of a donor's level of funding commitment to address development and human rights issues outside of its domestic jurisdiction, analyzing reported LGBTI funding as a percentage of net ODA provides an indication of the extent to which LGBTI issues are prioritized in a country's development cooperation.

TOP RECIPIENTS OF LGBTI FUNDING

Excluding funding focused on the United States

Over the two-year period of 2019–2020, over 2,360 organizations received funding for LGBTI work focused outside of the United States.

The top 20 grant recipients received close to \$59 million, or 17 percent of the funding, decreasing from 20 percent in 2017–2018. The list includes seven organizations based in the Global South and East. Additionally, 10 of the top 20 grant recipients are organizations focused specifically on LGBTI communities, while 10 have a wider mission.

While the list below excludes known regranting income, 11 of the top 20 global grant recipients are intermediary grantmakers.

For a list of the top grant recipients that includes funding focused on the United States, turn to [page 112](#) for a closer look at funding for the Global North or see Funders for LGBTQ Issues' 2019 and 2020 annual tracking reports documenting lesbian, gay, bisexual, transgender, and queer grantmaking by U.S. foundations.²²

NOTE: As a reminder, the list below shows the total amount of funds committed over the two years of 2019–2020, including the full amount of any multiyear grants awarded during those years. As such, recipients receiving grants awarded for a period of three years or more may have their totals listed below exceed their total two-year operating revenue.

²² Find the most recent *Tracking Report: Lesbian, Gay, Bisexual, Transgender, and Queer Grantmaking by U.S. Foundations* at <https://lgbtfunders.org/research>.

CHART 5: GLOBAL LGBTI FUNDING | TOP 20 GRANT RECIPIENTS (2019–2020)²³

R — US —

	Grantee Name	Total Amount	Intermediary Grantmaker	LGBTI
1	COC Netherlands ²⁴	\$12,924,503	Y	Y
2	Hivos	\$5,700,236	Y	
3	Equitas—International Center for Human Rights Education	\$5,106,784	Y	
4	OutRight Action International	\$5,022,057	Y	Y
5	Astraea Lesbian Foundation for Justice	\$2,864,291	Y	Y
6	United Nations Development Programme ²⁵	\$2,728,890	Y	
7	The Southern African Human Rights Litigation Center Trust	\$2,323,334		
8	Terra Nuova Centro per la Solidarietà e la Cooperazione tra i Popoli ²⁶	\$2,248,675		
9	UHA!—The East African Sexual Health and Rights Initiative	\$2,066,140	Y	Y
10	Equality and Justice Alliance (Consortium) ²⁷	\$2,049,499	Y	
11	ILGA World—The International Lesbian, Gay, Bisexual, Trans and Intersex Association	\$1,850,860		Y
12	Frontline AIDS	\$1,788,296	Y	
13	Micro Rainbow International	\$1,832,837	Y	Y
14	Kaos Gay and Lesbian Cultural Research and Solidarity Association	\$1,685,653		Y
15	Fundación Igualdad LGBT	\$1,649,636		Y
16	ILGA—Europe	\$1,491,877	Y	Y
17	Human Rights Awareness and Promotion Forum	\$1,431,027		
18	Amnesty International	\$1,421,884		
19	Caribe Afirmativo	\$1,414,120		Y
20	RNW Media	\$1,363,870		

NOTE: Globally, anonymous grant recipients received close to 1,700 grants for a total of almost \$39 million over the two-year period of 2019–2020.²⁸

²³ Organizations listed as intermediary grantmakers are known to receive funds awarded for regranting and provide smaller grants to other organizations. For more information about this type of funding flow, see GPP's Diving Deeper: *Under the Surface of Intermediary Funding Data* at <https://globalphilanthropyproject.org/diving-deeper/#intermed>. Those identified as LGBTI organizations have a primary focus on LGBTI human rights.

²⁴ COC totals include funds awarded to COC for consortium programs (including the Power of Pride Strategic Partnership with Civil Society, and a partnership with M-PACT).

²⁵ For various programs, primarily to the United Nations Development Programme (UNDP) Inclusive Governance Initiative. UNDP is a grantmaker; however, it is not a reporting donor in this edition of the *Global Resources Report*.

²⁶ In English: Terra Nuova Center for Solidarity and Cooperation Among Peoples.

²⁷ Funds awarded to a consortium of international LGBT+ and women's rights NGOs, including Kaleidoscope Trust, Human Dignity Trust, Royal Commonwealth Society, and Sisters for Change.

²⁸ These grantees are anonymized either by the grantees themselves or by the reporting donors, out of concern for safety and security due to operating within hostile environments. As a result, this report cannot distinguish the number of grantees receiving these grants, and they are all anonymized in the dataset. For this reason, the number of grantees is surely greater for each year than the numbers documented in this report.

SOURCES OF GLOBAL LGBTI FUNDING

Excluding funding focused on the United States

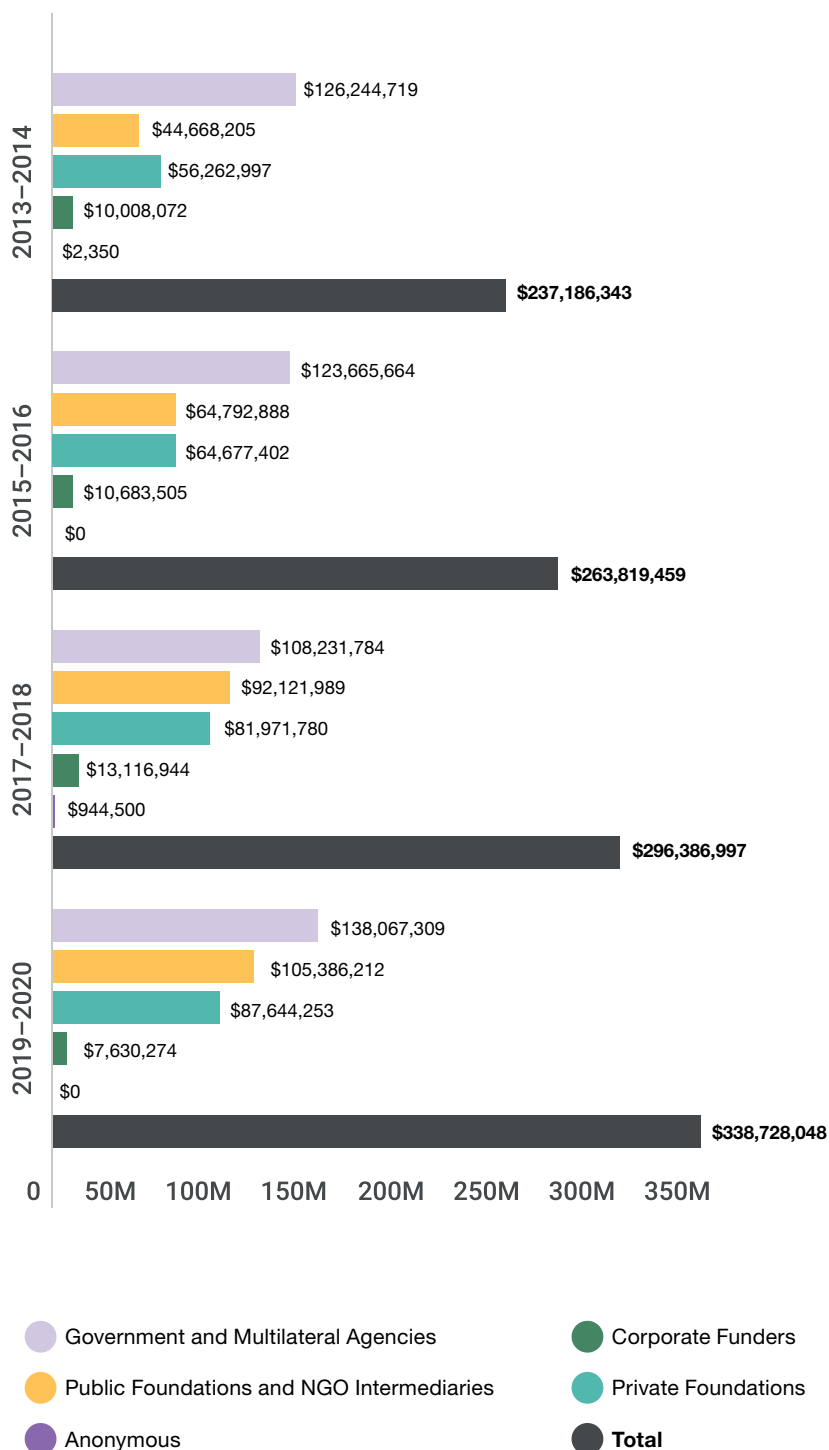
All types of donors increased their global LGBTI funding between 2017–2018 and 2019–2020, except for corporate foundation grantmaking and anonymous funders.²⁹

In 2019–2020, most global LGBTI funding was again provided by foundations of all kinds. Funding from government and multilateral donors provided 41 percent of the worldwide total, an increase from 37 percent in the previous report.

Within the category of Public Foundations, it is notable that intermediary funders (intermediary foundations and NGOs) have increased their total amount of funding and their percentage of the total over time.

CHART 6.1 GLOBAL LGBTI FUNDING

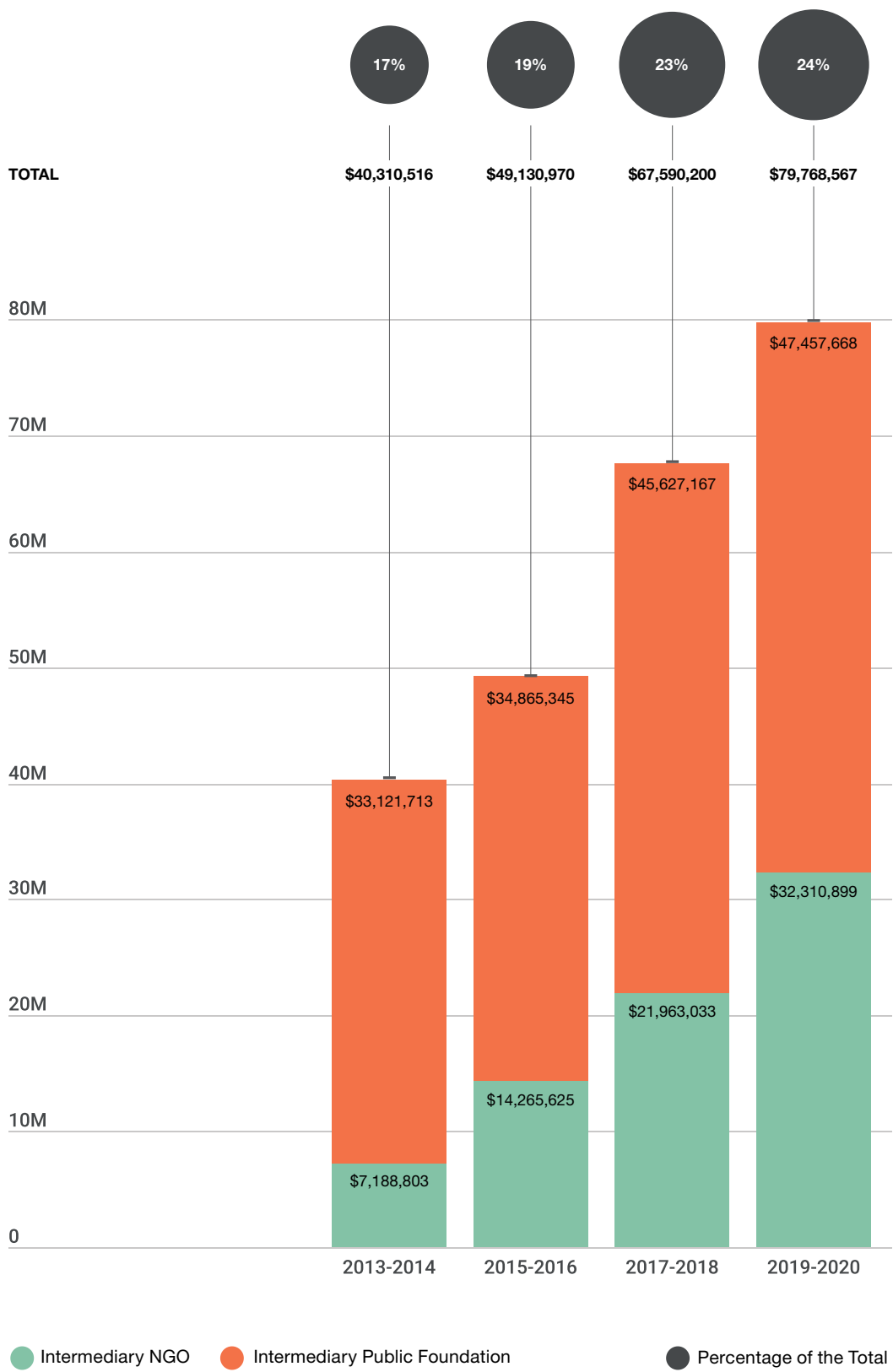
DONOR TYPE (2013–2020)



²⁹ In this edition of the report and retroactively, anonymous funders who are known to the analysts are now coded as their known type of donor so that only those entirely anonymous are included in this category.

CHART 6.2 GLOBAL LGBTI FUNDING | INTERMEDIARY DONOR TYPE (2013–2020)

R + US -



BEHIND THE NUMBERS

GLOBAL CORPORATE LGBTI FUNDING

In the eight years of LGBTI funding analyzed in this report, including funding focused on the United States, corporate funding has ranged from 6 percent to 13 percent of the total LGBTI funding and reached its highest level yet in 2019–2020 at \$84 million. While significant, corporate foundations maintain the lowest amount of all donor types.

In recent years, many corporations have announced public support of LGBTI issues and demonstrated that support through employee resources, participation in and sponsorship of Pride events, and more. Yet, despite this growing field of LGBTI-affirming companies, there is little transparency or public accounting to document the full scope of associated financial resources, and this is especially true for funding outside of the United States.

Digging deeper into the data that has been documented in the *Global Resources Report* over time, it becomes clear that funding focused on the United States has accounted for the great majority of reported corporate support. Funds focused on all other countries have reached as high as \$13 million but have dropped to \$7.6 million in this reporting period.

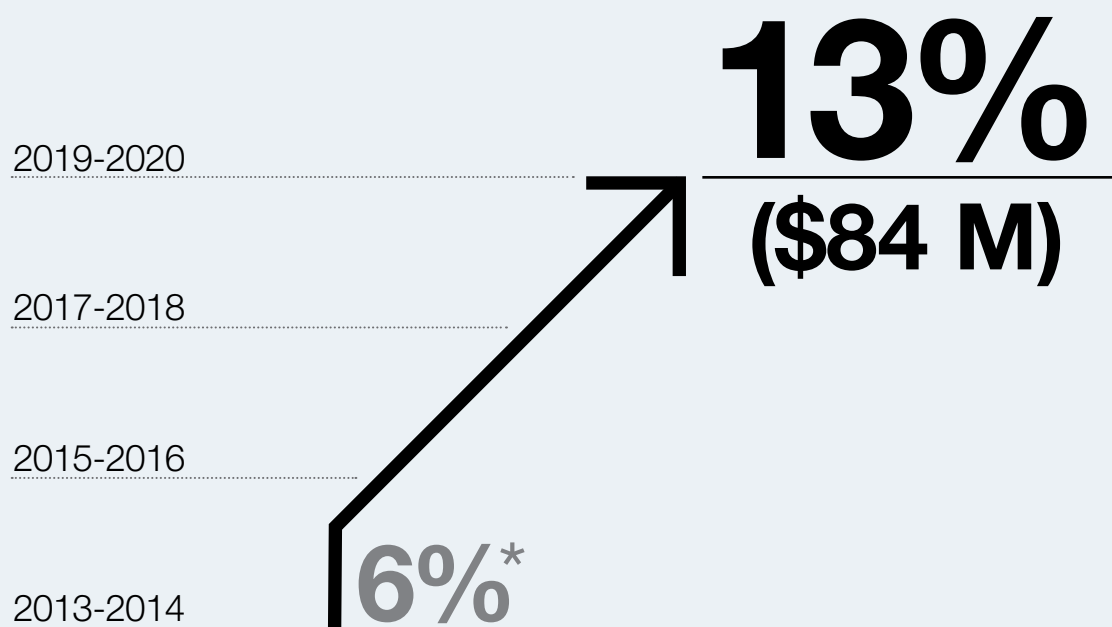
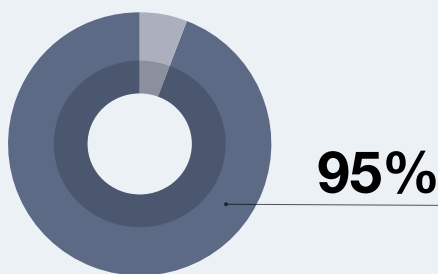
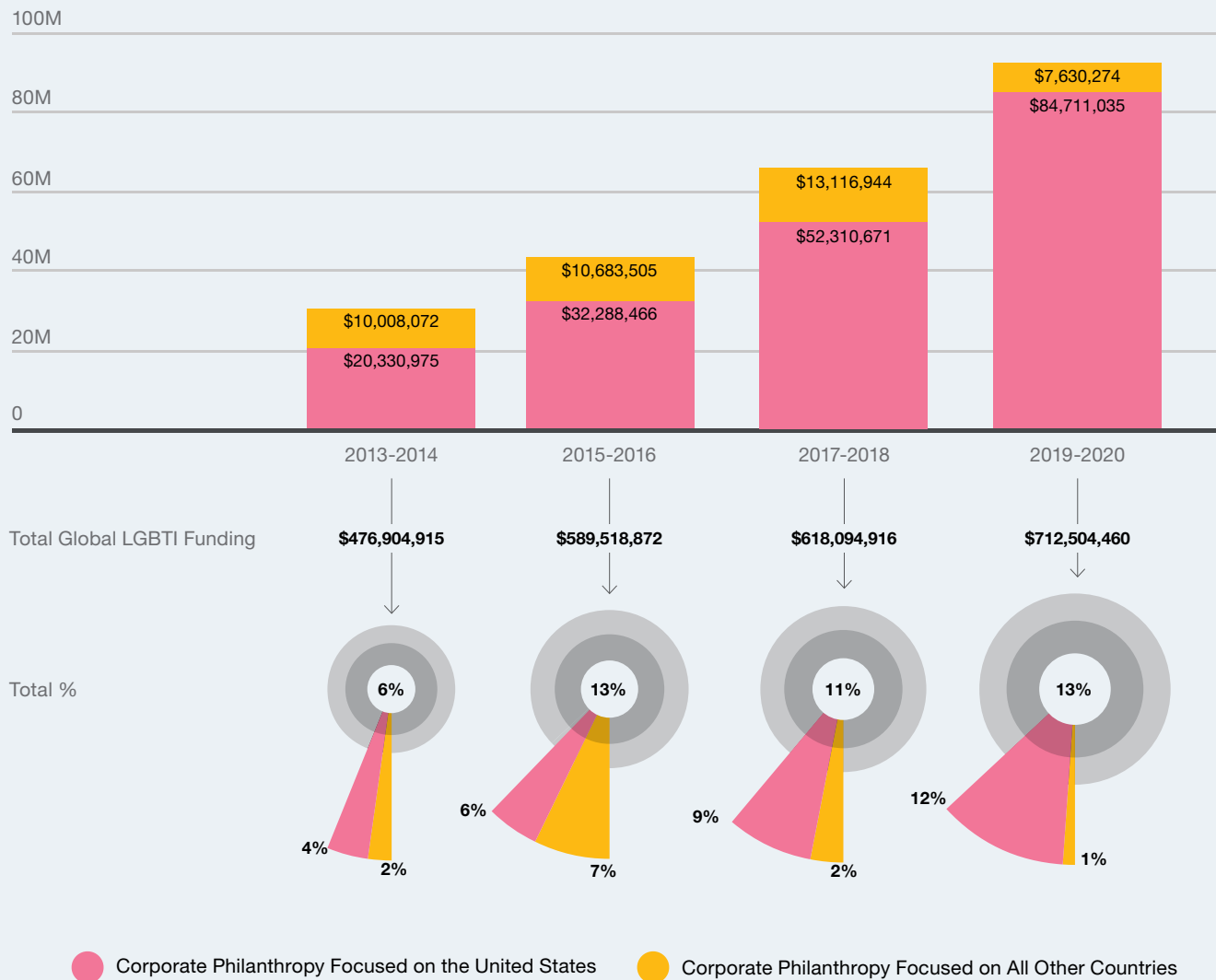


CHART 6.3 GLOBAL LGBTI FUNDING | CORPORATE FOUNDATIONS (2013–2020)

R + US +



Moreover, the vast majority (94 percent) of documented corporate funding focused outside of the United States over the past eight years was awarded by only four funders, each primarily focused on HIV/AIDS: Gilead Sciences, Levi Strauss Foundation, M.A.C. AIDS Fund, and ViiV Healthcare.

In this edition of the report, Gilead Sciences, M.A.C. AIDS Fund, and ViiV Healthcare accounted for 95 percent of corporate funding focused outside of the United States.

Global Philanthropy Project is eager to increase the visibility and transparency of corporate funding moving to LGBTI communities in the next edition of this report.³⁰

³⁰ For more information about GPP efforts to increase corporate philanthropic reporting, see BEHIND THE NUMBERS: Which Funders Are Missing from This Report? on [page 134](#).

TYPE OF SUPPORT

Excluding funding focused on the United States

The majority of global LGBTI funding (62 percent) was awarded in the form of program support. The other types of funding included emergency funds, capital support, matching funds, prizes/awards, scholarships/fellowships, seed funding, and sponsorships.

program
support

62%

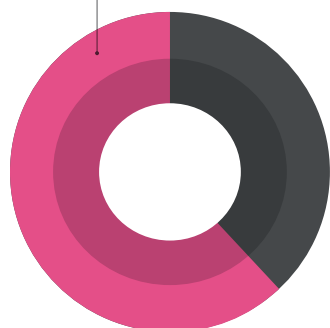
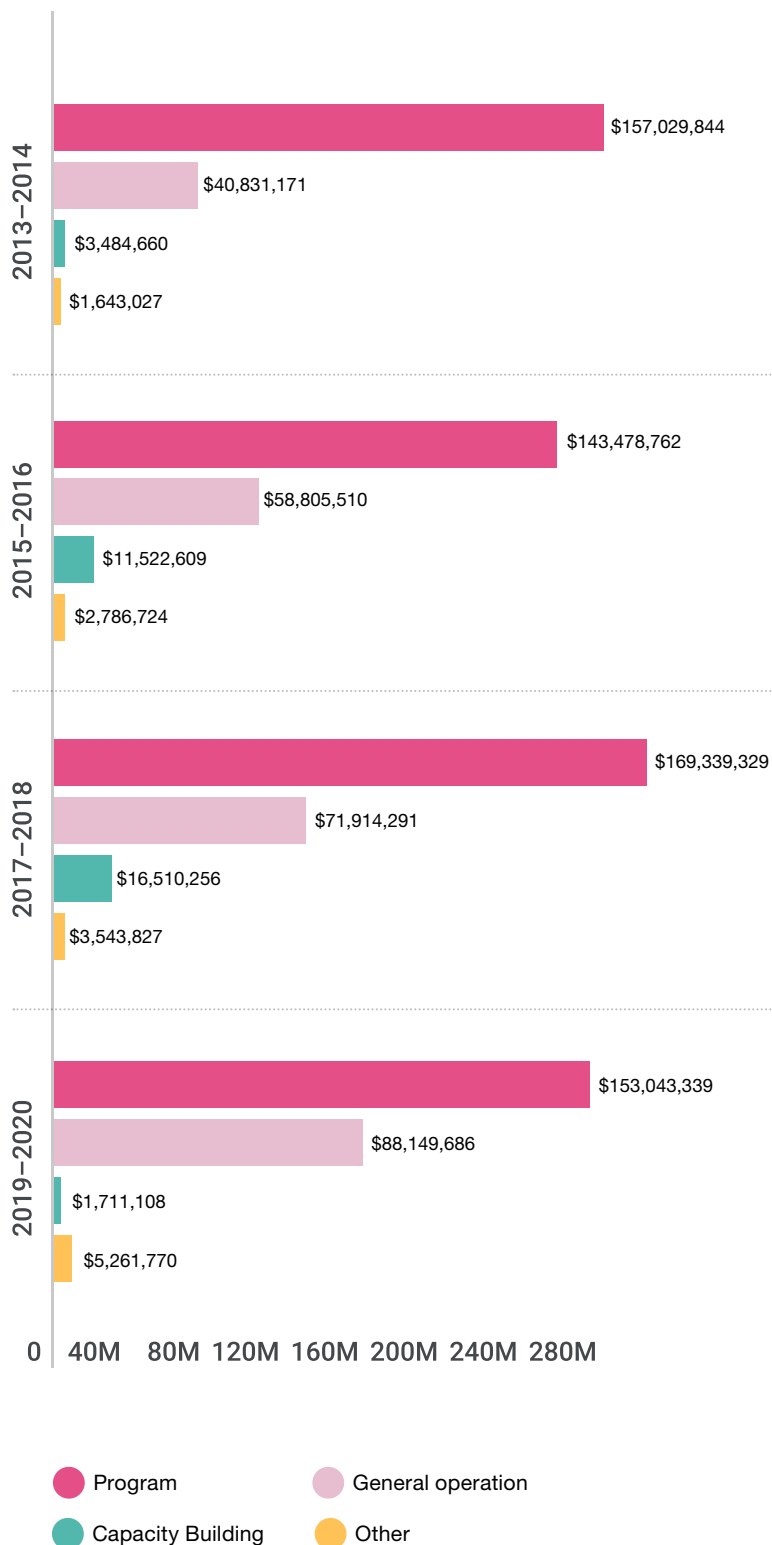


CHART 7 GLOBAL LGBTI FUNDING

TYPE OF SUPPORT (2013–2020)

R — US —



ISSUES FUNDED

Excluding funding focused on the United States

When reviewing global LGBTI funding by issue area, there are several notable changes compared to the previous report, partly due to methodological improvements.

Many changes point to trends emerging from the 2020 pandemic response and other emergent disasters when many human rights funders moved resources toward humanitarian response and relief aid at unprecedented levels.

Other changes are reflections of which funders are included in the report.

- The greatest of these is a decrease of over \$17 million in the Other Issues category, due primarily to improvements in the data collection and analysis processes, which have enabled more specific and accurate coding.
- Similarly, a decrease of almost \$9 million in funding focused on Sexual and Reproductive Health and Rights is due in large part to increased discernment and exclusion of grants that were inclusive but not focused on LGBTI communities.
- This can be seen in the increased funding for a new issue-level category of Humanitarian Response, added for this report to reflect funding that directly provided food, shelter, cash assistance, access to medications, and other basic needs in the context of the pandemic and different disaster response.
- Similarly, funding increased for issues such as Mental Health, Substance Abuse, and Suicide Prevention, and grants for Community Building/Empowerment, which often focused on resources for meeting LGBTI community and organizational needs during COVID-related isolation.
- General Human Rights and HIV/AIDS were also among the highest levels of strategic funding documented as COVID-impacted.
- Funding also increased for Immigration and Refugee Issues, reaching the highest level documented in this report edition. This correlates to the rise in funding focused on the subpopulation of LGBTI immigrants, refugees, and asylum seekers.
- For instance, in the case of HIV/AIDS funding, the documented decrease is in part due to some large HIV-focused funders being included in the previous edition of this report but not in this edition.³¹

31 See BEHIND THE NUMBERS: Which Funders Are Missing from This Report? on [page 134](#) for more information.

CHART 8.1: GLOBAL LGBTI FUNDING | ISSUE ADDRESSED (2013–2020)

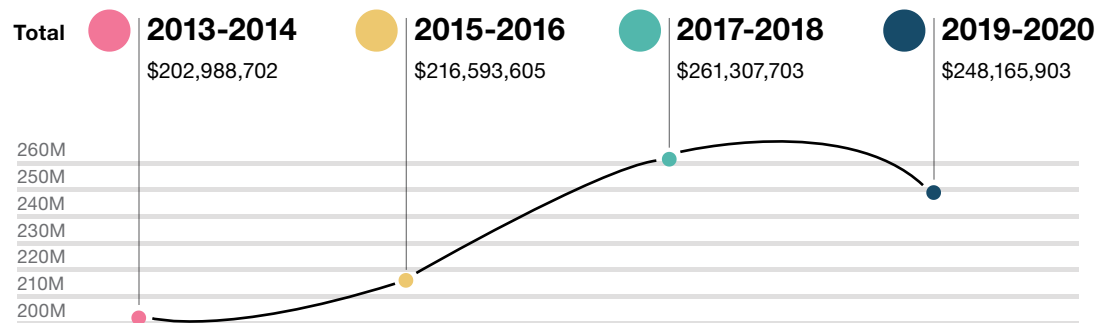
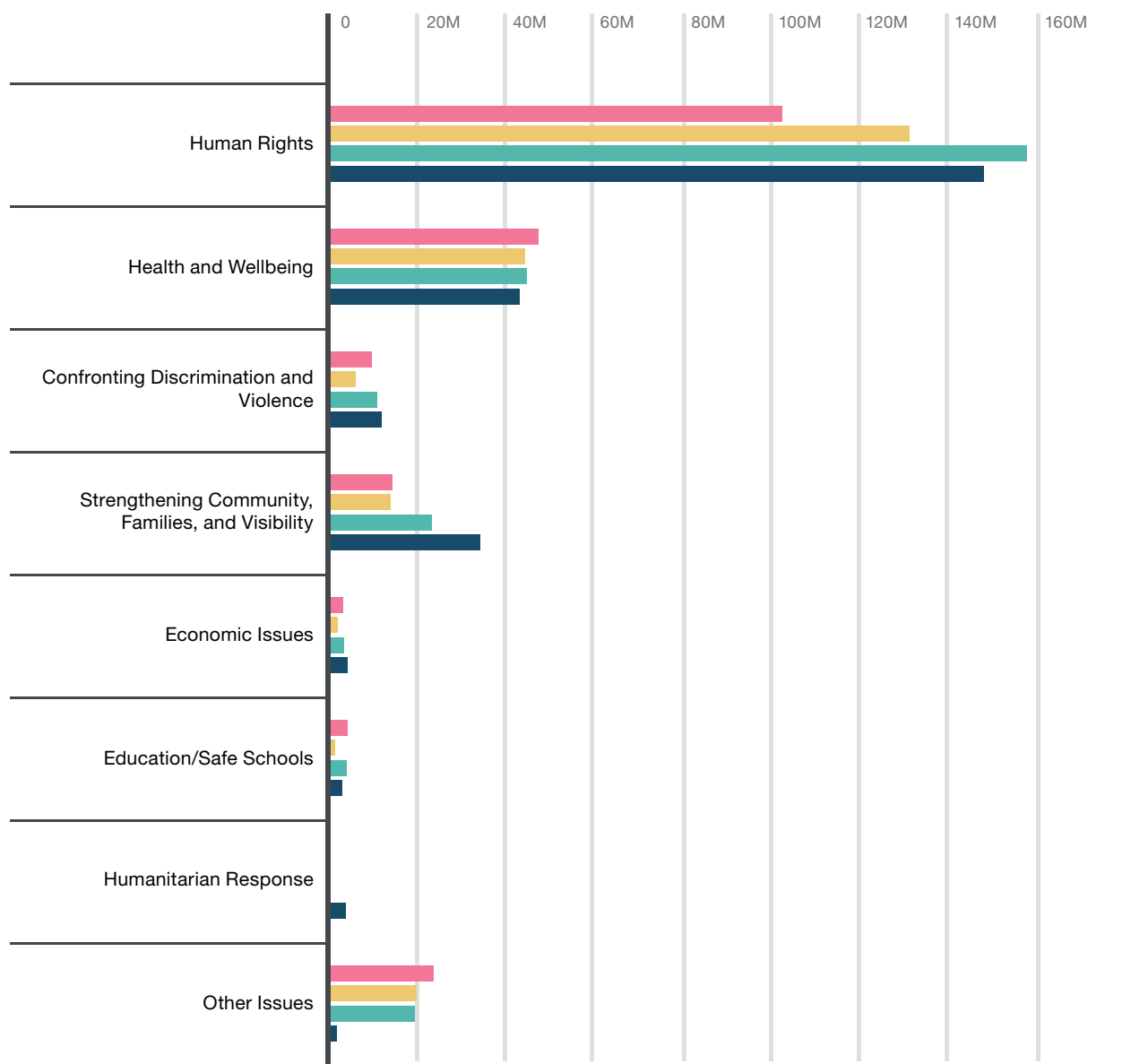


CHART 8.2: GLOBAL LGBTI FUNDING | SUB-ISSUE ADDRESSED (2017–2020)

R — US —

Issues and Sub-Issues	2017–2018		2019–2020	
Confronting Discrimination and Violence	\$10,561,976	4%	\$11,723,220	5%
Anti-Violence	\$6,938,804	3%	\$5,540,122	2%
Confronting Homophobia, Biphobia, Transphobia, and Interphobia ³²	\$3,623,172	1%	\$6,183,098	2%
Economic Issues	\$3,115,896	1%	\$4,049,461	2%
Food Security	\$200	<1%	\$292,939	<1%
Housing and Homelessness	\$549,555	<1%	\$1,593,067	<1%
Labor/Employment	\$2,566,142	1%	\$2,163,455	1%
Education/Safe Schools	\$3,690,698	1%	\$2,760,290	1%
Education	\$288,588	<1%	\$23,637	<1%
Safe Schools	\$3,402,110	1%	\$2,736,653	1%
Health and Wellbeing	\$44,531,569	17%	\$42,819,476	17%
Cultural Competence and Data Collection	\$729,914	<1%	\$7,370	<1%
General Health Services and Health Promotion	\$4,464,516	2%	\$564,499	<1%
HIV/AIDS	\$35,012,839	13%	\$26,285,131	11%
Mental Health, Substance Abuse, and Suicide Prevention	\$2,423,732	1%	\$15,949,588	6%
Primary Care	–	–	\$12,888	<1%
Human Rights	\$157,344,540	60%	\$147,756,209	60%
Human Rights (General/Other)	\$116,909,677	45%	\$110,306,043	44%
Challenging Anti-LGBTQI Laws	\$3,528,092	1%	\$913,909	<1%
Decriminalization and Criminal Justice Reform	\$493,779	<1%	\$2,716,911	1%
Gender Identity Rights	\$10,907,059	4%	\$13,694,288	6%
Immigration and Refugee Issues	\$883,116	<1%	\$2,909,836	1%
Intersex Rights	\$2,120,231	1%	\$3,888,511	2%
Marriage/Civil Unions	\$3,420,827	1%	\$2,158,439	1%
Nondiscrimination Protections	\$2,795,140	1%	\$717,410	<1%
Religious Exemptions	\$100,000	<1%	–	–
Responding to Anti-Gender Ideology	–	–	\$1,310,193	1%
Sex Worker Rights	\$543,686	<1%	\$403,957	<1%
Sexual and Reproductive Health and Rights	\$17,543,501	7%	\$8,792,878	4%
Humanitarian Response	–	–	\$3,539,873	1%
Humanitarian Response	–	–	\$3,539,873	1%
Other Issues	\$19,074,506	7%	\$1,602,981	1%
Multi-Issue	\$10,458,930	4%	\$108,501	<1%
Philanthropy	\$8,615,576	3%	\$1,494,480	1%
Strengthening Community, Families, and Visibility	\$22,988,518	9%	\$33,914,393	14%
Community Building/Empowerment	\$12,279,363	5%	\$25,435,691	10%
Religion	\$5,272,142	2%	\$2,621,998	1%
Sports	\$562,963	<1%	\$826,202	<1%
Strengthening Families	\$935,130	<1%	\$637,708	<1%
Visibility	\$3,938,921	2%	\$4,392,795	2%
Total	\$261,307,703		\$248,165,903	

32 Interphobia describes negative attitudes, prejudice, discrimination, or hatred toward people who are or are believed to be intersex.

STRATEGIES FUNDED

Excluding funding focused on the United States

Reviewing global LGBTI funding by strategic focus, there are again a number of changes compared to the previous report that are partly due to methodological improvements. Similar to the issue area change, a decrease of over \$14 million in the Multi/Other category and over \$18 million in the Philanthropy sub-strategy is in large part due to improvements in the data collection and analysis processes, which have enabled more specific and accurate coding.

And as in the changes in issues, an increase of over \$25.5 million in resources to the strategy of Direct Service points to the emergent needs of LGBTI community members during the 2020 pandemic response and other crises, when many human rights funders moved resources toward humanitarian response and relief aid at unprecedented levels. In addition to Direct Service, the highest levels of strategic funding documented as COVID-impacted were Advocacy, Organizational Capacity Building, and Community Organizing.

One more notable decrease that the demands of humanitarian response may explain is a drop of almost \$7 million toward research, reaching the lowest level documented in this edition of the report.


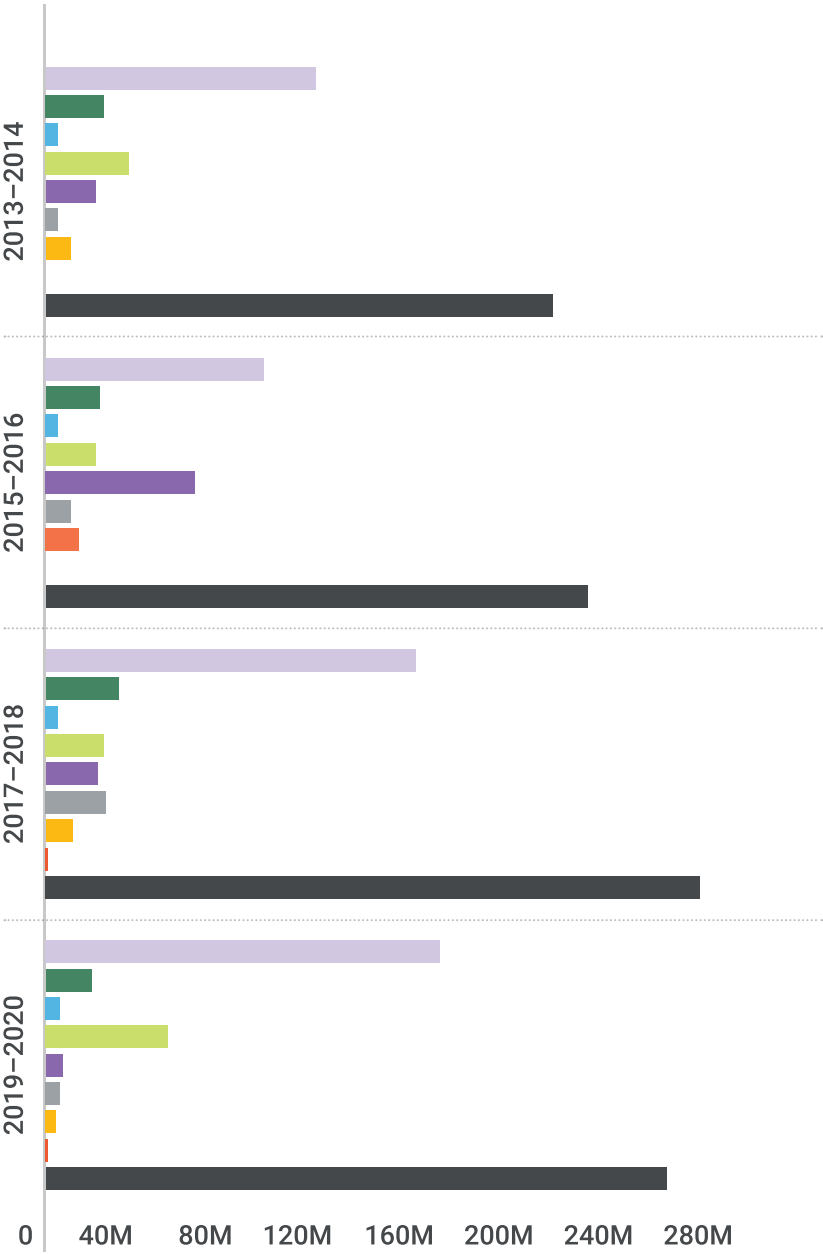


CHART 9.1 GLOBAL LGBTI FUNDING
STRATEGIC FOCUS (2013–2020)

R + US -



- Advocacy
- Capacity Building and Training
- Culture and Media
- Direct Service
- Multi/Other
- Philanthropy and Fundraising
- Research
- Victim Support
- Total

CHART 9.2: GLOBAL LGBTI FUNDING | SUB-STRATEGY FOCUS (2017–2020)

R — US —


Strategies and Sub-Strategies	2017–2018		2019–2020	
Advocacy	\$148,039,229	57%	\$157,669,838	64%
Advocacy	\$114,533,192	44%	\$130,339,064	53%
Community Organizing	\$16,242,581	6%	\$22,095,854	9%
Intergovernmental Advocacy	\$3,958,583	2%	\$393,605	<1%
Litigation	\$4,538,663	2%	\$2,909,618	1%
Public Education	\$8,766,210	3%	\$1,931,696	1%
Capacity Building and Training	\$28,782,854	11%	\$18,566,444	7%
Conferences/Seminars/Travel Grants	\$2,906,963	1%	\$2,507,377	1%
Leadership Development	\$2,450,459	1%	\$2,056,743	1%
Organizational Capacity Building	\$18,305,002	7%	\$9,841,046	4%
Training/Technical Assistance	\$5,120,430	2%	\$4,161,278	2%
Culture and Media	\$4,643,478	2%	\$6,136,016	2%
Culture	\$2,944,438	1%	\$4,310,658	2%
Electronic Media/Online Services	\$668,611	<1%	\$678,100	<1%
Film/Video/Radio	\$1,030,429	<1%	\$1,147,257	<1%
Direct Service	\$23,209,136	9%	\$48,740,474	20%
Direct Service	\$23,209,136	9%	\$48,740,474	20%
Multi/Other	\$21,030,500	8%	\$6,607,848	3%
Multi-Strategy	\$14,398,158	6%	\$2,497,159	1%
Other	\$6,632,342	3%	\$4,110,688	2%
Philanthropy and Fundraising	\$24,193,937	9%	\$5,966,492	2%
Fundraising Event	\$138,275	<1%	\$32,654	<1%
Philanthropy	\$24,055,662	9%	\$5,933,839	2%
Research	\$10,749,141	4%	\$3,758,048	1%
Publications	\$90,517	<1%	\$25,081	<1%
Research	\$10,658,624	4%	\$3,732,967	1%
Victim Support	\$659,428	0%	\$720,743	0%
Victim Support	\$659,428	<1%	\$720,743	<1%
Total	\$261,307,703		\$248,165,903	

POPULATION FOCUS

Excluding funding focused on the United States

The vast majority of grants awarded to LGBTI issues did not focus on a specific LGBTI population. These grants totaled over \$209 million, or 84 percent of the total funding. This included funds focused on the full LGBTI community, a mixed group within the LGBTI community, or where no specific sub-population focus was disclosed. For these grants, there is no accurate way to estimate how they reached particular populations within the LGBTI community or focused on their unique needs.

In comparison, the following section examines funding that is designated for distinct populations within the LGBTI community.



Funding by Sexual Orientation

Over the two years of 2019 and 2020, \$178.5 million was awarded for funding outside the United States focused broadly on sexual orientation, assigned as “General LGBTQ” in the taxonomy of this report. Another \$31.7 million was awarded with no focus on sexual orientation. This indicates that the grants were instead focused on gender identity or sex characteristics.

Funding that specifically focused on gay and bisexual men, queer men, and men who have sex with men (MSM) totaled \$19 million, or eight percent of total LGBTI funding. This represents a decrease in total

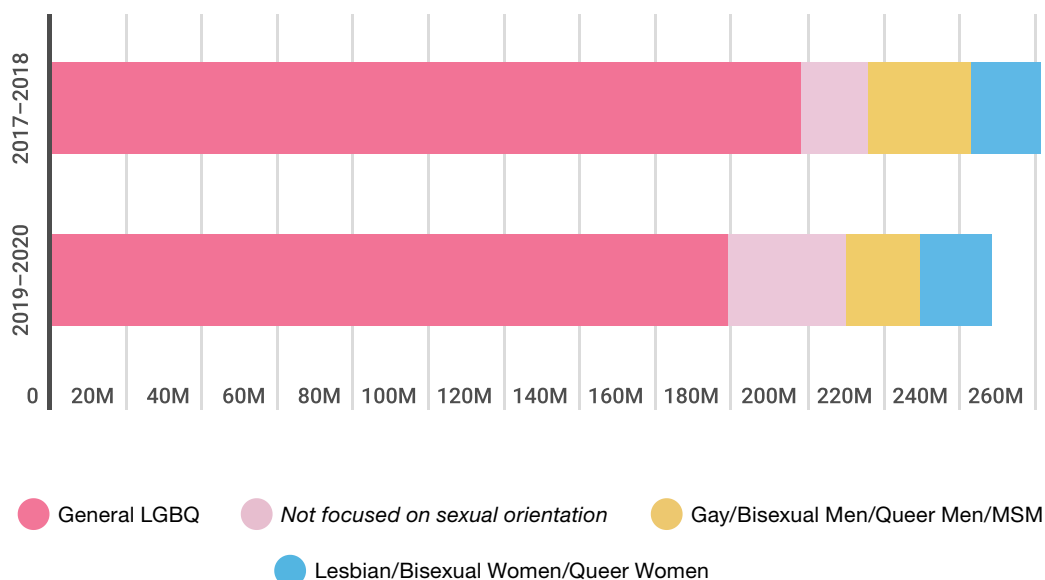
funds and percentage compared to the previous report. Notably, most funding for gay and bisexual men, queer men, and MSM was again devoted to the sub-issue of HIV/AIDS (85 percent) and the sub-strategy of Direct Service (62 percent).

Funding focused on lesbian and bisexual women and queer women totaled \$19 million, or eight percent of LGBTI funding, representing a slight increase in both total funds and percentage.

Funding focused on bisexual communities is included within the categories of General LGBTQ, gay and bisexual men, and lesbian and bisexual women. Worldwide (excluding the United States), only \$35,000 was specifically bisexual-focused, representing eight grants.

CHART 10.1: GLOBAL LGBTI FUNDING | SEXUAL ORIENTATION FOCUS (2017-2020)

R — US —



Funding by Gender Identity

Over the two years of 2019–2020, funding outside the United States specifically focused on transgender communities³³ totaled \$28.9 million—representing 12 percent of all funding for LGBTI issues.³⁴ This represents an increase in total funds and percentage compared to the previous reporting period.

CHART 10.2: GLOBAL LGBTI FUNDING | GENDER IDENTITY FOCUS (2017–2020)

R — US —



³³ In this report, we use transgender (or abbreviated as trans) as an umbrella term including people who are transgender, non-binary, gender nonconforming, or other terms indicating a sense of one's own gender that differs from one's assigned sex at birth. While some grants do specify a focus on trans women, trans men, and other subgroups within this umbrella, those funding levels are small enough to report as one population in this document.

³⁴ Readers may note that the amount awarded to General LGBQ differs from the amounts not based on gender identity and the amounts not based on sex characteristics. This is due to grants coded to multiple populations. While this reporting methodology generally attempts to identify a primary focus population for each grant, in the case of grants identifying populations explicitly intersecting across sexual orientation, gender identity, and sex characteristics—such as “LBT women” or “trans and intersex”—in some cases a grant may be coded to multiple subpopulations based on the grant and organization descriptions. In the case of especially large grants, the coding may be split into multiple subpopulations. For more information, see “Documenting Multiplicity of Population” in the report's methodology section, page 142.

Funding by Sex Characteristics

Funding with a specific focus on intersex communities outside the United States totaled \$7.7 million in 2019–2020, or 3 percent of the total LGBTI funding, an increase in the amount and portion of the total from the previous report.

CHART 10.3: GLOBAL LGBTI FUNDING | SEX CHARACTERISTICS FOCUS (2017–2020)

R — US —



BEHIND THE NUMBERS

COVID FUNDING IMPACTS

Excluding funding focused on the United States

The emergence in early 2020 of the COVID-19 pandemic has required and received an unprecedented humanitarian and philanthropic response. Devex, an organization tracking global development funding, documented government funding announcements in 2020 of \$12.2 trillion, with another \$7.7 trillion announced by multilateral agencies and \$1.1 trillion reported by nonprofits, philanthropy, the private sector, and others. In total, these announcements represent \$21 trillion in COVID-response funding committed in 2020 alone.³⁵

In their report *Philanthropy and COVID-19: Measuring One Year of Giving*, the Center for Disaster Philanthropy and Candid together documented over \$20 billion in overall COVID funding awarded specifically by foundations, corporations, and high net wealth individuals in 2020. While U.S. donors comprised 77 percent of funding dollars documented in this report, data from over 140 countries was included. The report also notes that of this total, \$4 billion was awarded by one individual donor, MacKenzie Scott.

COVID-response

\$21 Trillion

Overall Global Funding 2020

³⁵ A year of COVID funding: Priorities and what lies next. (2021). Devex. <https://www.devex.com/news/a-year-of-covid-funding-priorities-and-what-lies-next-98837>

LGBTI COVID Impacts

Six months into the pandemic, Global Philanthropy Project surveyed the leading government, multilateral, and philanthropic funders of global LGBTI issues. More than 80 percent reported that many or most of their grantee partners had shifted focus from existing programs to providing services to reduce the spread of COVID-19 among their community, and more than 80 percent had reoriented from existing programs to providing livelihood, shelter, legal assistance, or other forms of support to address the impact of COVID-19. This indicated an emerging trend: as already overburdened LGBTI organizations and their funders shifted to support the urgent needs of LGBTI response to COVID-19, the work—and funding—of ongoing campaigns for essential LGBTI human rights and other longtime priorities could be dangerously under-resourced.

In July 2020, the UN Office for the Coordination of Humanitarian Affairs released an updated UN COVID-19 Global Humanitarian Response Plan (GHRP), which outlined a coordinated response plan for the international humanitarian system and acknowledged that LGBTI communities are a group in particular need of protection against the impact of the pandemic. It also stated that humanitarian actors must take steps to address their needs.

GPP's report *Where Are the Global COVID-19 Resources for LGBTI Communities?*³⁶ was published in early 2021 and confirmed what many in the sector had discussed anecdotally: that governments, donors, and service providers have largely failed to acknowledge or address the specific needs of LGBTI people in response to COVID-19; that LGBTI organizations had mobilized to fill this void out of necessity, providing for basic needs, support, and protection for their communities, without sufficient support from traditional development agencies; and that philanthropic support for LGBTI communities has remained stable, with funders offering flexibility to meet the moment; however, this results in significant human rights-focused funding being redirected to humanitarian service provisions.

Where Are the Global COVID-19 Resources analyzed 4,467 recorded COVID-19 resource mechanisms and found that only one explicitly described funding to support LGBTI communities. None of the almost 3,000 documented resource mechanisms tracked to the UN's Global Humanitarian Response Plan (GHRP) explicitly described funding to support LGBTI communities.

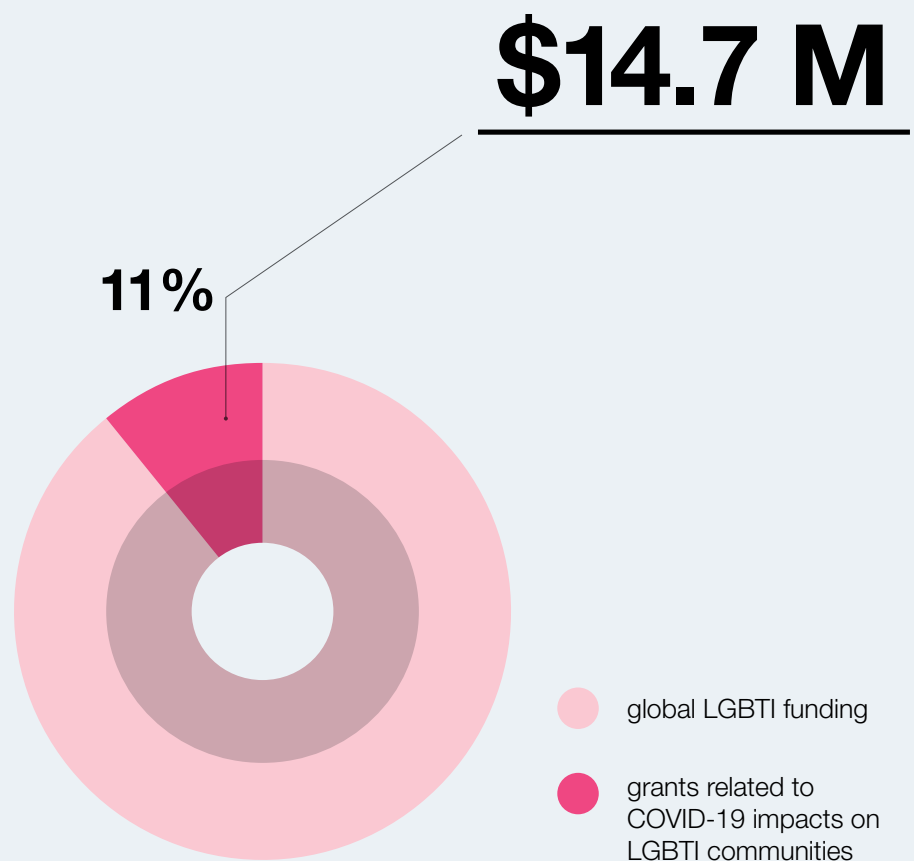
³⁶ *Where Are the Global COVID-19 Resources for LGBTI Communities?* (2021). Global Philanthropy Project. <https://globalphilanthropyproject.org/2021/02/28/covidreport-sept2020>

What We Found

The 2019–2020 *Global Resources Report* is the first opportunity to document and assess the existing COVID-19 resources focused on global LGBTI communities. For several reasons, this analysis is limited. These numbers only reflect grants that explicitly noted a relationship to COVID in their grant description or other submitted information. However, our previous research indicated that many funders increased grants or enabled grantees to shift a program grant to general operating expenses.³⁷ This kind of funding response may not be represented. Additionally, many grants are

submitted with limited descriptions or anonymized information, which does not enable analysts to identify the funding as related to COVID response.

Still, reviewing all global LGBTI funding, excluding grants focused on the United States, this report documented over 850 grants representing over \$14.7 million for grants related to COVID-19 impacts on LGBTI communities, or 11 percent of the total. This includes grants from all types of foundations and government and multilateral agencies and excludes funds awarded for regranting.³⁸



³⁷ Ibid.

³⁸ Funds related to COVID awarded for regranting totaled about \$3 million.

A few trends emerge:

Public foundations and intermediary NGOs awarded the majority of global LGBTI COVID-related funding (65 percent). Within that category, public foundations awarded 49 percent of the total, and intermediary NGOs awarded 16 percent of the total.

The next largest donor type was private foundations, which awarded 22 percent. Governments and multilateral agencies accounted for 12 percent, while corporations accounted for 2 percent. Notably, in the report *Philanthropy and COVID-19: Measuring One Year of Giving*, the largest percentage of overall philanthropic COVID-related funding was derived from corporations, which held the smallest role in LGBTI-focused funding.

The majority of these funds went to program support or general operating but reflected an expectedly elevated emergency funding level.

As is noted in the following sections focused on regional funding by issue, the largest amount of COVID-related funding was directed to the issue of Humanitarian Response (a new code for this report, 24 percent) and the sub-issues of Mental Health, Substance Abuse, and Suicide Prevention (27 percent); General Human Rights (18 percent); Community Building/Empowerment (8 percent); and HIV/AIDS (8 percent).

Similarly, the largest amount of COVID-related funding was directed to the sub-strategies of Direct Service (51 percent), Advocacy (9 percent), Organizational Capacity Building (9 percent), and Community Organizing (8 percent).

Humanitarian Response

24%

General Human Rights

18%

Mental Health, Substance Abuse, and Suicide Prevention

27%

Community Building/Empowerment

8%

HIV/AIDS

8%

Funding to different groups within the LGBTI community tracked closely to their overall funding percentages. Lesbian/bisexual women/queer women were the focus of 10 percent of these funds, while 7 percent focused on gay/bisexual men/queer men/MSM. Trans communities were the focus of 11 percent of COVID-related funding. Intersex communities received 2 percent of the total.

The majority of these funds were focused on the Global South and East (58 percent), with 31 percent focused on the Global North. Eleven percent of the funding was focused on the international level, such as advocacy for the inclusion of LGBTI issues in international bodies or work to strengthen the capacity of LGBTI movements across multiple regions of the world (across the Global South and East and the Global North).

At the World Region level, Western Europe and Sub-Saharan Africa received the largest percentage of these funds.³⁹

Sexual Orientation

70%

General LGBQ

10%

LB

7%

GB

Gender Identity

11%

T

Sex Characteristics

2%

I

³⁹ Of the grant funding total documented for Western Europe, \$18.2 million (57 percent) was included from the 360Giving database, which tracks foundation funding within the United Kingdom. LGBTI funding documented from the 360Giving database was entirely (100 percent) focused on work in the United Kingdom. As a result, funding for the United Kingdom is overrepresented because of having more infrastructure for transparent foundation grant reporting than other countries.

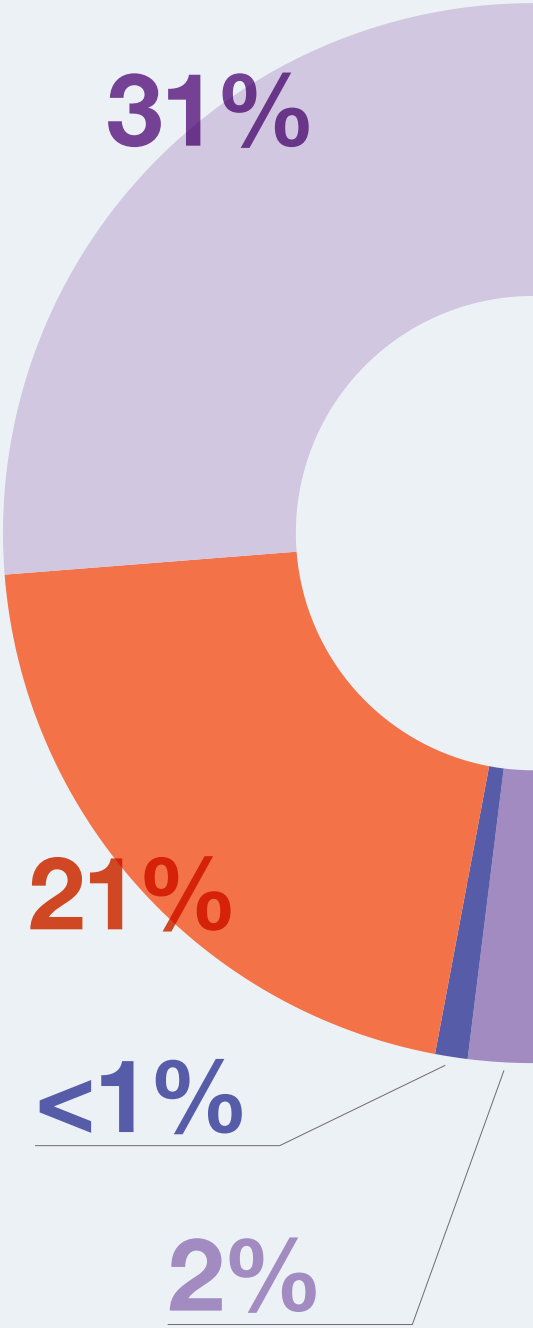
CHART 11.1: GLOBAL LGBTI FUNDING
GRANTS RELATED TO COVID-19, WORLD REGION (2020)

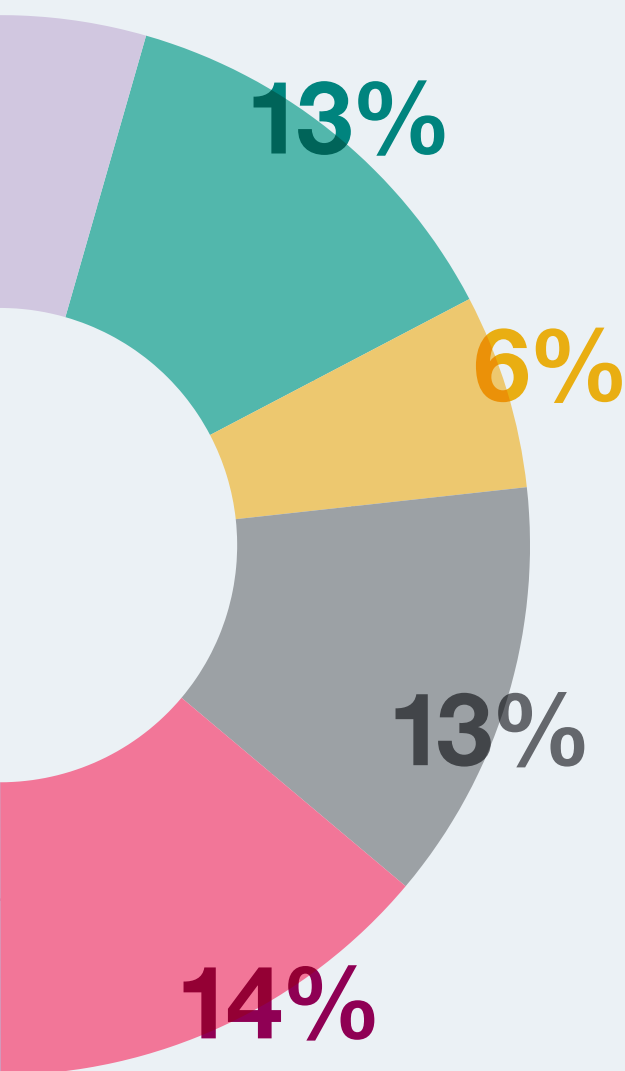
● Western Europe	Total Amount	# Grants	% Total
	\$4,511,723	195	31%

● Sub-Saharan Africa	Total Amount	# Grants	% Total
	\$3,143,818	200	21%
Central Africa	\$22,322	3	<1%
East Africa	\$2,041,400	114	14%
Southern Africa	\$621,637	46	4%
West Africa	\$391,617	36	3%
Whole Region Focus	\$66,842	1	<1%

● Northern America (Canada)	Total Amount	# Grants	% Total
	\$9,914	3	<1%

● Middle East and North Africa	Total Amount	# Grants	% Total
	\$308,906	23	2%





Asia and Pacific

	Total Amount	# Grants	% Total
	\$1,961,379	124	13%
East Asia	\$150,746	7	1%
Oceania	\$155,682	14	1%
South Asia	\$745,465	36	5%
Southeast Asia	\$649,231	41	4%
Whole Region Focus	\$260,255	26	2%

Eastern Europe, Central Asia, and Russia

	Total Amount	# Grants	% Total
	\$843,001	64	6%
Central Asia	\$45,162	8	<1%
Eastern Europe	\$725,377	48	5%
Russia	\$54,950	4	<1%
Whole Region Focus	\$17,512	4	<1%

International/Multiregional

	Total Amount	# Grants	% Total
	\$1,899,878	16	13%

Latin America and the Caribbean

	Total Amount	# Grants	% Total
	\$2,035,820	226	14%
Caribbean	\$396,799	34	3%
Central America and Mexico	\$766,209	47	5%
South America	\$827,766	144	6%
Whole Region Focus	\$45,046	1	<1%

Total

	# Grants
\$14,714,439	851

CHART 11.2: GLOBAL LGBTI FUNDING

GRANTS RELATED TO COVID-19 | TOP 20 FUNDERS, TOTAL AMOUNT (2020)

Funder Name	Total Amount
Elton John AIDS Foundation	\$1,886,767
Comic Relief	\$1,540,941
Open Society Foundations	\$1,340,075
Dreilinden	\$1,009,433
OutRight Action International	\$992,739
Government of the United Kingdom	\$958,465
National Emergencies Trust	\$836,242
Astraea Lesbian Foundation For Justice	\$715,750
The National Lottery Community Fund	\$667,347
The Baring Foundation	\$560,515
American Jewish World Service	\$502,447
Kaleidoscope Trust	\$491,478
The Consortium of Lesbian, Gay, Bisexual and Transgender Voluntary and Community Organisations	\$467,018
Government of Canada	\$440,620
Fundación Triángulo	\$347,802
BBC Children in Need	\$328,072
Gilead Sciences	\$301,506
Government of Denmark	\$275,199
UHA!-The East African Sexual Health and Rights Initiative	\$253,784
Global Fund for Women	\$250,545

CHART 11.3: GLOBAL LGBTI FUNDING**GRANTS RELATED TO COVID-19 | TOP 10 FUNDERS, NUMBER OF GRANTS (2020)**

Funder Name	Number of Grants	Average Grant
OutRight Action International	125	\$7,942
Astraea Lesbian Foundation for Justice	62	\$11,544
Consortium of Lesbian, Gay, Bisexual and Transgender Voluntary and Community Organisations	61	\$7,656
Fondo Lunaria Mujer	40	\$1,116
UHAf - The East African Sexual Health and Rights Initiative	36	\$7,050
Frontline AIDS	32	\$7,718
The National Lottery Community Fund	31	\$21,527
Kaleidoscope Trust	31	\$15,854
Fondo Alquimia	27	\$378
PlanetRomeo Foundation	25	\$2,294

Funding for LGBTI Issues in the Global South and East

Over the two years of 2019–2020, 140 foundations, corporations, intermediaries, donor governments, and multilateral agencies awarded over 4,500 grants totaling over \$184 million for LGBTI issues in the Global South and East. For this report, the Global South and East encompasses Asia and the Pacific; Eastern Europe, Central Asia, and Russia; Latin America and the Caribbean; the Middle East and North Africa; and Sub-Saharan Africa. These regions include most of the world's lower-income and middle-income countries and a small number of higher-income countries. They are home to around 91 percent of the global population yet received 32 percent of LGBTI funding in this period.⁴⁰

2019-2020

funding

\$184 million

grants

4,500

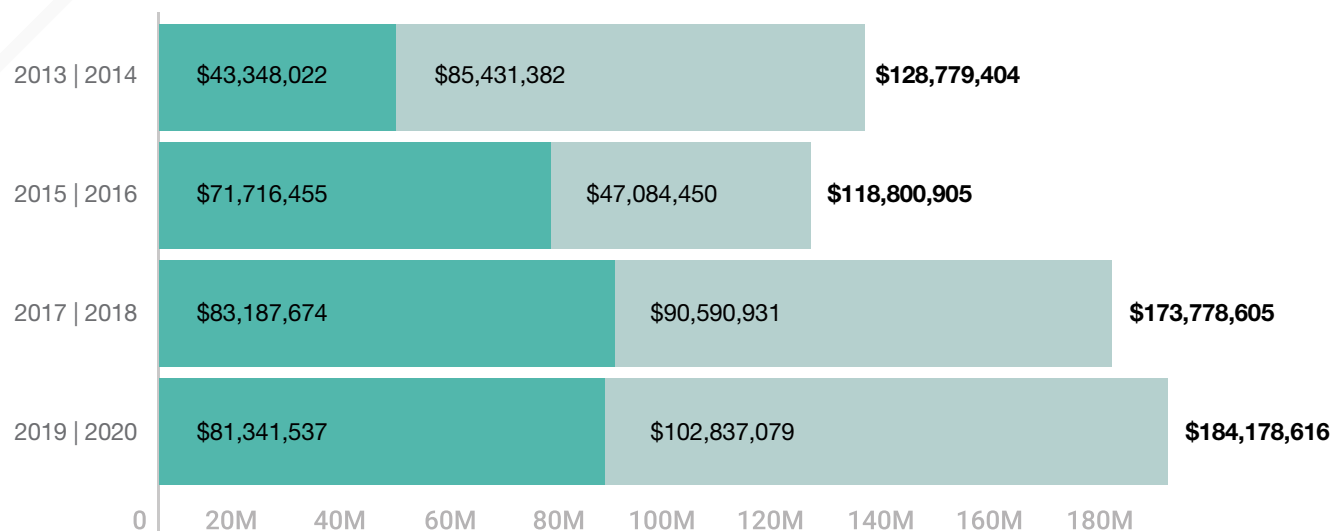
⁴⁰ Data retrieved March 24, 2022. <https://www.worldometers.info/world-population/population-by-region/>

+6%

Compared to the last reporting period, funding for LGBTI issues in the Global South and East increased by over \$10 million, or 6 percent.

Funding for LGBTI issues in the Global South and East has fluctuated considerably over the eight years documented, in part due to the impact of large multiyear grants that are counted in the year awarded.

CHART 12: GLOBAL SOUTH AND EAST LGBTI FUNDING | YEAR (2013–2020)



Top Funders and Grant Recipients of LGBTI Funding for the Global South and East

When funds awarded for regranting are included, over \$259 million was awarded to grants focused on the Global South and East. The top 10 funders with that geographic focus awarded nearly \$144 million (55 percent) of that total, increasing from 53 percent in the previous report while also increasing total funding.⁴¹ Of the top 10 funders, 6 were foundations or intermediaries, and the remaining 3 were governments or multilateral organizations. All of the top 10 funders were based in the Global North.

CHART 13.1: GLOBAL SOUTH AND EAST LGBTI FUNDING

TOP 10 FUNDERS, TOTAL AMOUNT (2019–2020)

	Funder Name	Total Amount
1	Government of the Netherlands	\$40,231,325
2	Government of Sweden	\$23,259,827
3	Government of Canada	\$17,055,155
4	European Union	\$10,949,119
5	Open Society Foundations	\$10,486,331
6	Arcus Foundation	\$9,608,000
7	Elton John AIDS Foundation	\$9,440,139
8	COC Netherlands	\$8,241,719
9	Aidsfonds	\$7,295,669
10	Ford Foundation	\$7,185,000

NOTE: Anonymous donors awarded close to \$17 million during this period. Collectively, these anonymous grants rank as the fourth-largest source of funding for LGBTI issues in the Global South and East.

⁴¹ In contrast to other calculations in this report, all lists of top funders do include funds awarded for the purpose of regranting, in order to document the full amount of LGBTI funding flowing from (or through) each funder. The total funding in 2019–2020 focused on the Global South and East including regranting comes to \$259,384,951.

The top 10 grant recipients of LGBTI funding for work focused on the Global South and East received over \$33 million, or 18 percent of the total, maintaining the same percentage level as the previous report while increasing their total funding.

These totals include the full amount of any multiyear grants awarded over the two-year period of 2019–2020. As such, recipients receiving grants awarded for a period of three years or more may have their totals listed below exceed their total two-year operating revenue.

Four of the top 10 grant recipients were organizations based in the Global South and East. While the list below excludes known regranting, 5 of the top 10 grant recipients are also intermediary grantmakers.

CHART 13.2: GLOBAL SOUTH AND EAST LGBTI FUNDING
TOP 10 RECIPIENTS (2019–2020)

	Grantee Name	Total Amount
1	COC Netherlands ⁴²	\$8,153,489
2	Hivos	\$5,700,236
3	Equitas–International Center for Human Rights Education	\$5,106,784
4	United Nations Development Programme ⁴³	\$2,728,890
5	The Southern African Human Rights Litigation Center Trust	\$2,323,334
6	Terra Nuova Centro per la Solidarietà e la Cooperazione tra i Popoli	\$2,248,675
7	UHA!–The East African Sexual Health and Rights Initiative	\$2,066,140
8	Kaos Gay and Lesbian Cultural Research and Solidarity Association	\$1,685,653
9	Astraea Lesbian Foundation for Justice	\$1,568,597
10	Fundación Igualdad LGBT	\$1,649,636



NOTE: Anonymous grantees located in the Global South and East received over 1,540 grants totaling over \$37 million during the two years of 2019–2020.⁴⁴

⁴² COC totals include funds awarded to COC for consortium programs (including the Power of Pride Strategic Partnership with Civil Society, and a partnership with M-PACT).

⁴³ For various programs, primarily to the United Nations Development Programme (UNDP) Inclusive Governance Initiative.

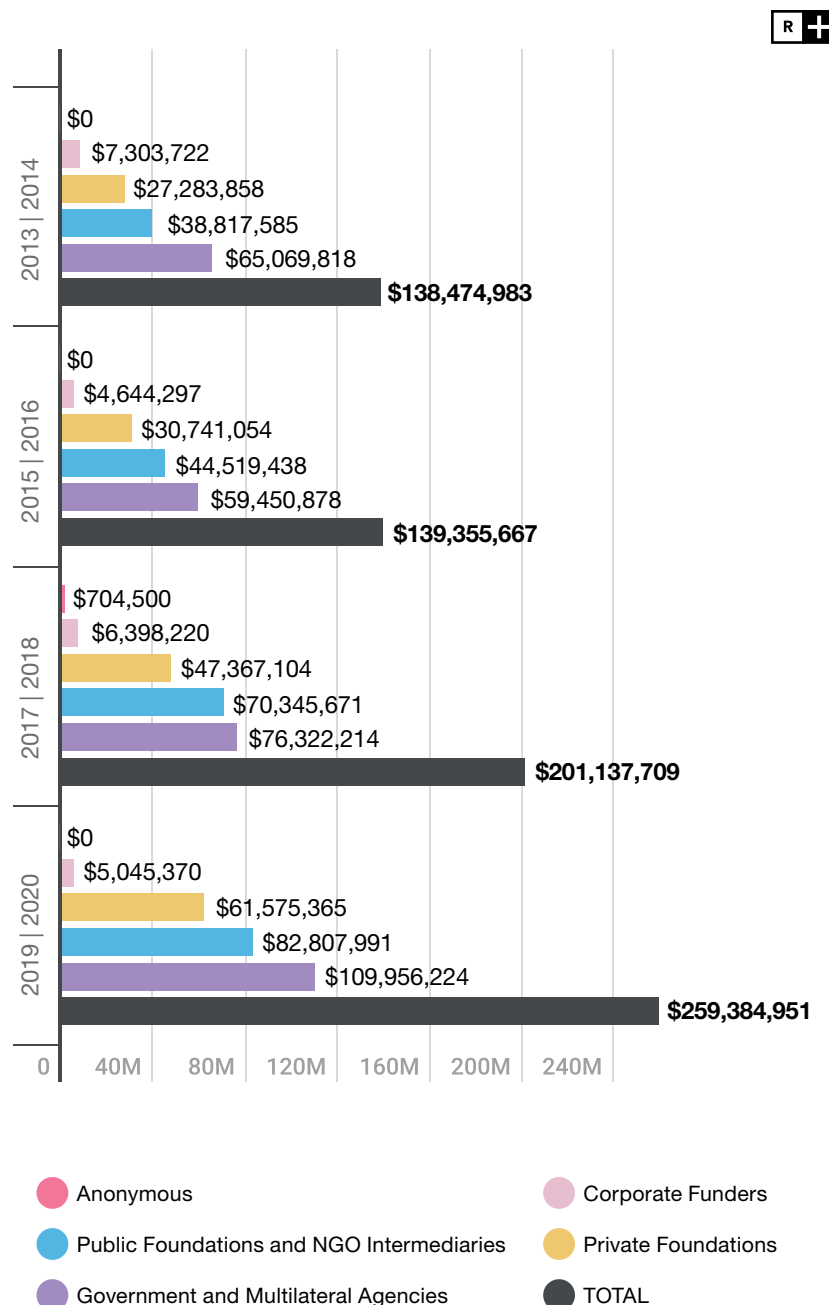
⁴⁴ These grantees are anonymized either by the grantees themselves or by the reporting donors, out of concern for safety and security due to operating within hostile environments. As a result, this report cannot distinguish the number of grantees receiving these grants, and they are all included within the name “Anonymous” in the dataset. For this reason, the number of grantees is surely greater for each year than the numbers documented in this report.

Sources of LGBTI Funding for the Global South and East

During 2019–2020, most funding focused on the Global South and East was awarded by foundations of all types, while 42 percent of LGBTI funding for the Global South and East was awarded by government and multilateral agencies. Public Foundations and NGO Intermediaries awarded 32 percent, while private foundation funding accounted for 24 percent. Corporate funding accounted for only 2 percent.

CHART 14: GLOBAL SOUTH AND EAST LGBTI FUNDING

DONOR TYPE⁴⁵ (2013–2020)



⁴⁵ In contrast to other calculations in this report, all lists of charts showing LGBTI Funding by Donor Type do include funds awarded for the purpose of regranteeing, in order to document the full amount of LGBTI funding flowing from (or through) each donor type.

Issues Addressed by LGBTI Funding for the Global South and East

Reviewing funding for issues in the Global South and East, similar themes emerge to those noted in the global view.

- As in the global view, increases in funding focused on Humanitarian Response (new for this report) and the sub-issues of Mental Health, Substance Abuse, and Suicide Prevention; HIV/AIDS; Community Building; and general Human Rights are due in part to increased humanitarian need and response across LGBTI philanthropy.
- Decreases in Other Issues and the sub-issue of Sexual and Reproductive Health and Rights are largely due to methodological improvements.

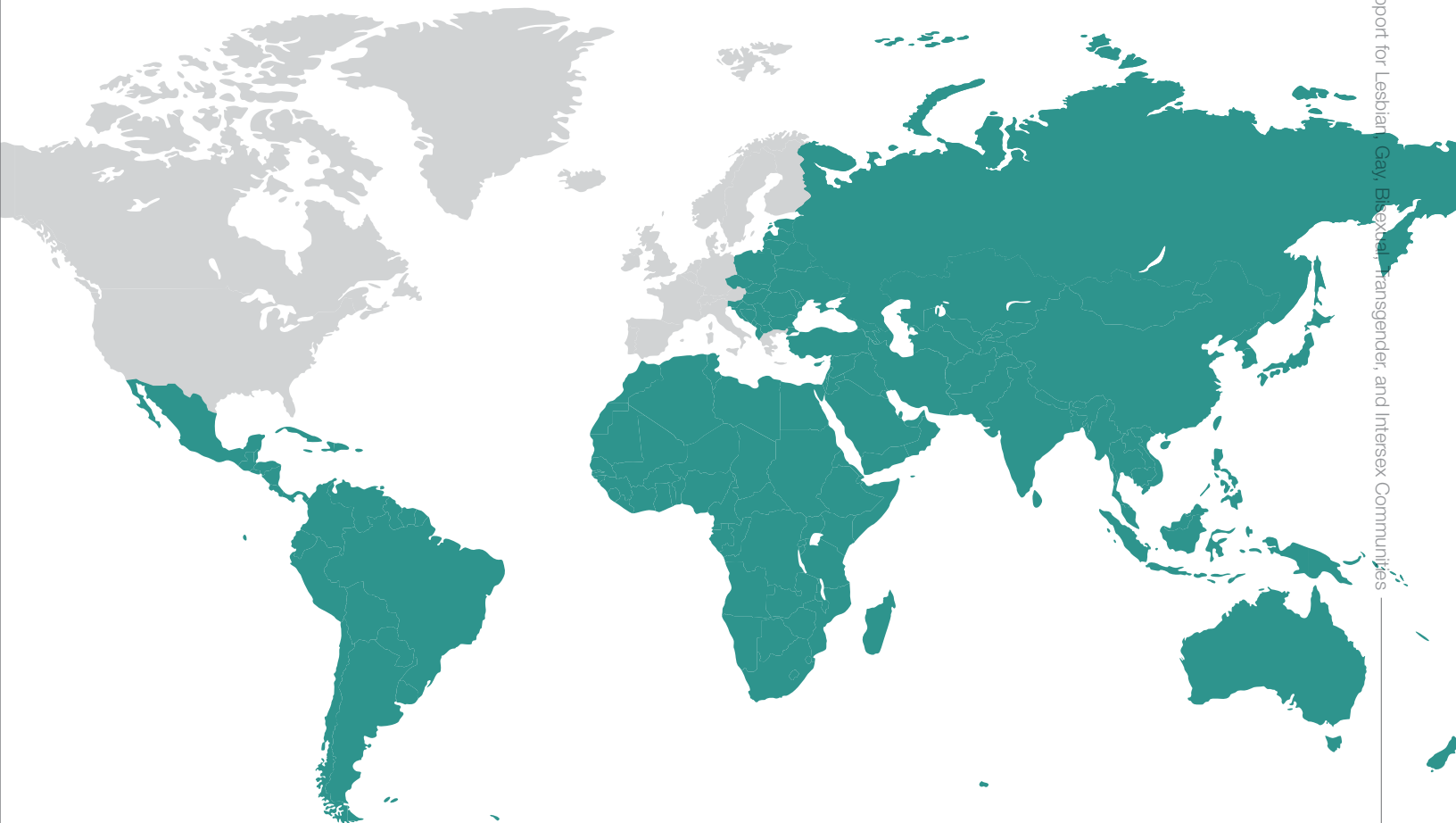


CHART 15: GLOBAL SOUTH AND EAST LGBTI FUNDING
ISSUE AND SUB-ISSUE ADDRESSED (2017–2020)



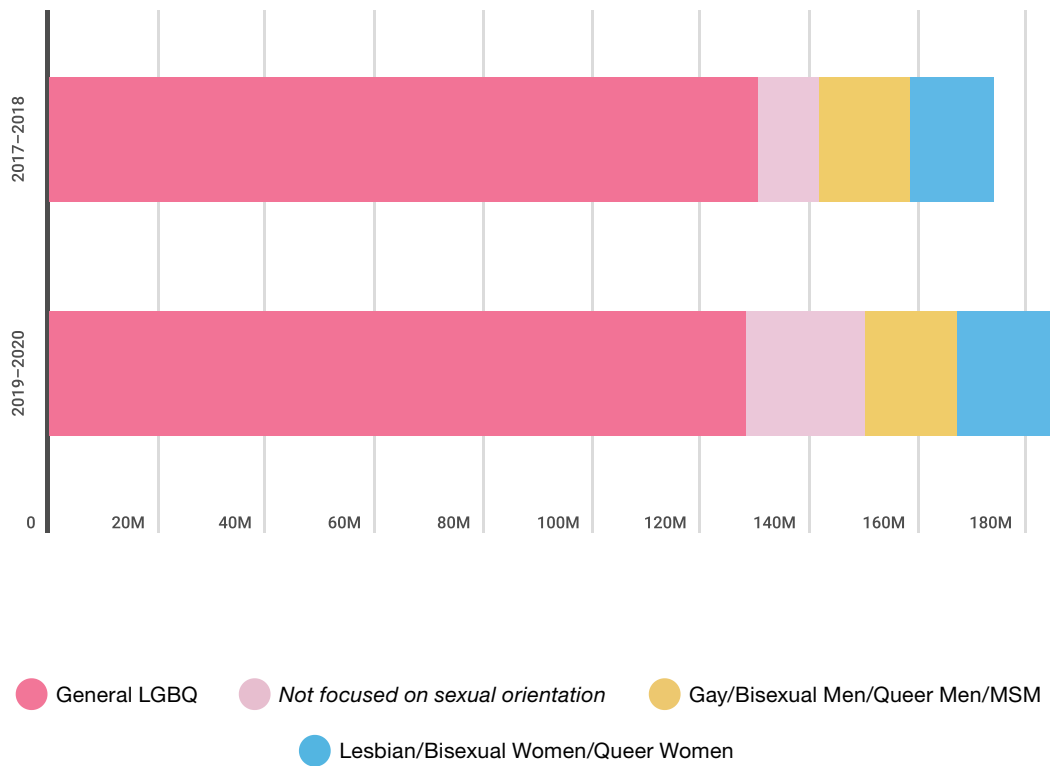
Issues and Sub-Issues	2017–2018		2019–2020	
Confronting Discrimination and Violence	\$8,057,943	5%	\$10,048,947	5%
Anti-Violence	\$6,220,812	4%	\$4,401,370	2%
Confronting Homophobia, Biphobia, Transphobia and Interphobia	\$1,837,132	1%	\$5,647,576	3%
Economic Issues	\$2,585,961	1%	\$2,076,256	1%
Food Security	-	-	\$292,939	<1%
Housing and Homelessness	\$198,337	<1%	\$443,179	<1%
Labor/Employment	\$2,387,624	1%	\$1,340,138	1%
Education/Safe Schools	\$3,416,607	2%	\$2,438,975	1%
Education	\$224,588	<1%	\$18,143	<1%
Safe Schools	\$3,192,019	2%	\$2,420,832	1%
Health and Wellbeing	\$23,052,867	13%	\$27,506,636	15%
Cultural Competence and Data Collection	\$511,120	<1%	\$7,370	<1%
General Health Services and Health Promotion	\$1,752,208	1%	\$422,346	<1%
HIV/AIDS	\$20,392,695	12%	\$23,814,155	13%
Mental Health, Substance Abuse, and Suicide Prevention	\$396,844	<1%	\$3,249,877	2%
Primary Care	-	-	\$12,888	<1%
Human Rights	\$107,262,726	62%	\$113,300,426	62%
Human Rights (General/Other)	\$75,486,826	43%	\$84,575,110	46%
Challenging Anti-LGBTQI Laws	\$2,734,934	2%	\$763,909	<1%
Decriminalization and Criminal Justice Reform	\$340,855	<1%	\$2,364,911	1%
Gender Identity Rights	\$7,234,426	4%	\$10,588,763	6%
Immigration and Refugee Issues	\$172,753	<1%	\$534,850	<1%
Intersex Rights	\$1,270,570	1%	\$2,551,986	1%
Marriage/Civil Unions	\$2,817,233	2%	\$1,933,439	1%
Nondiscrimination Protections	\$2,745,140	2%	\$717,410	<1%
Responding to Anti-Gender Ideology			\$845,593	<1%
Sex Worker Rights	\$543,686	<1%	\$347,793	<1%
Sexual and Reproductive Health and Rights	\$13,916,303	8%	\$8,076,662	4%
Humanitarian Response			\$2,760,285	1%
Humanitarian Response	-	-	\$2,760,285	1%
Other Issues	\$15,642,904	9%	\$1,044,724	1%
Multi-Issue	\$9,896,224	6%	\$108,500	<1%
Philanthropy	\$5,746,680	3%	\$936,223	1%
Strengthening Community, Families, and Visibility	\$13,759,597	8%	\$25,002,367	14%
Community Building/Empowerment	\$7,081,623	4%	\$19,001,753	10%
Religion	\$3,650,914	2%	\$2,371,706	1%
Sports	\$159,761	<1%	\$107,517	<1%
Strengthening Families	\$396,322	<1%	\$372,253	<1%
Visibility	\$2,470,977	1%	\$3,149,138	2%
Total	\$173,778,605		\$184,178,616	

Population Focus of LGBTI Funding for the Global South and East

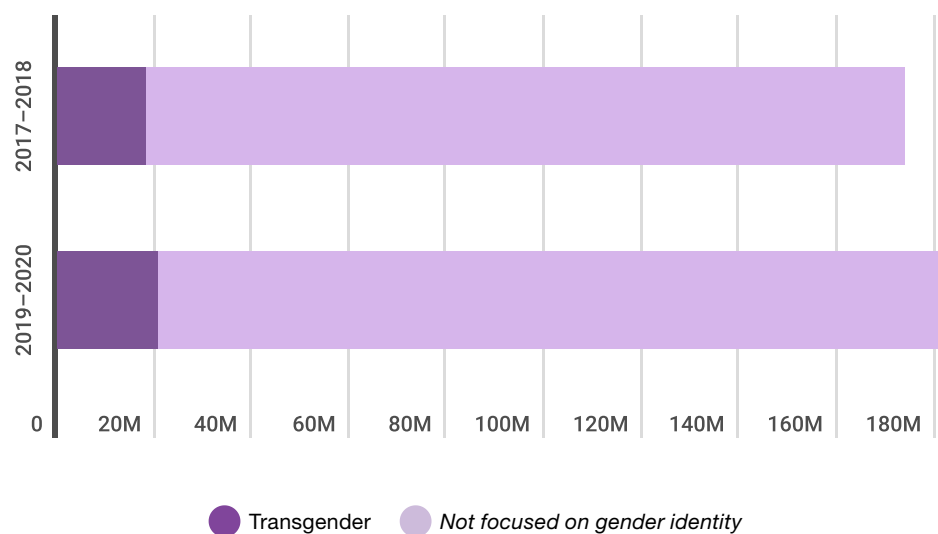
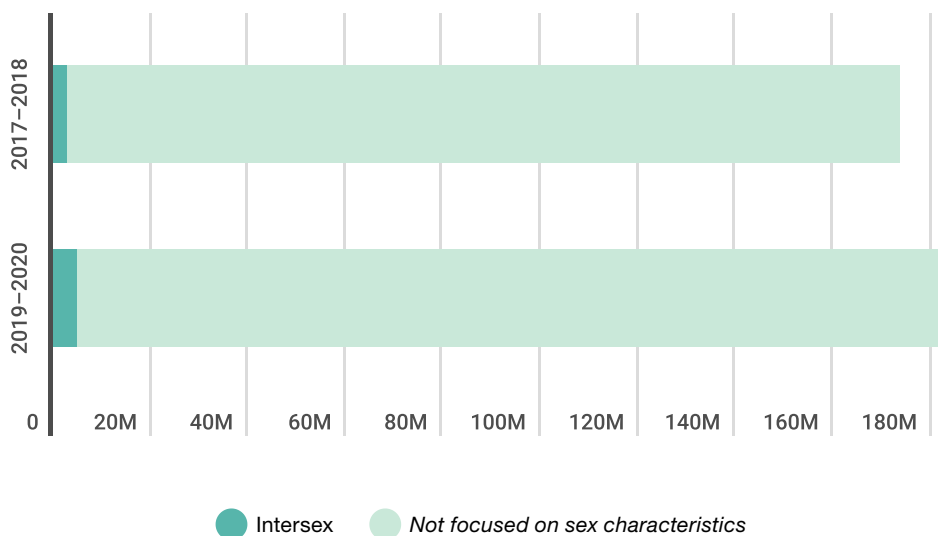
As with LGBTI funding overall, the vast majority (\$150 million, or 82 percent) of LGBTI funding for the Global South and East did not focus on any specific group within the LGBTI community.

For the remaining funds, 9 percent was focused on gay and bisexual men, queer men, and MSM communities, and 9 percent was focused on lesbian/bisexual women/queer women communities.

CHART 16.1: GLOBAL SOUTH AND EAST LGBTI FUNDING
SEXUAL ORIENTATION FOCUS (2017–2020)



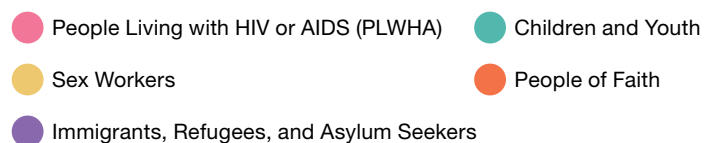
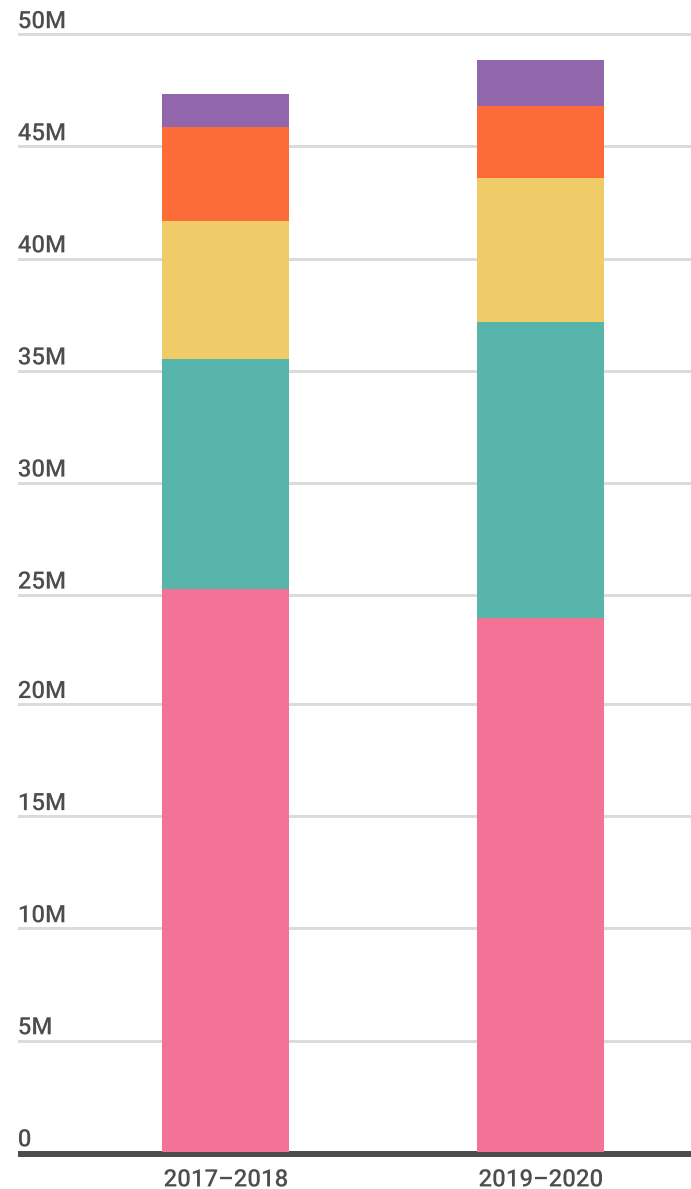
Similarly, the vast majority of LGBTI funding for the Global South and East did not focus on any specific gender identity or sex characteristics; however, 11 percent of this funding did include an explicit focus on trans communities, representing an increased amount of funding but a stable percentage compared to the previous report. Funding focused on intersex communities increased in amount and percentage compared to the previous report.

CHART 16.2: GLOBAL SOUTH AND EAST LGBTI FUNDING**GENDER IDENTITY FOCUS (2017–2020)****CHART 16.3: GLOBAL SOUTH AND EAST LGBTI FUNDING****SEX CHARACTERISTICS FOCUS (2017–2020)**

“Spotlight” population groups are used to highlight funding for specific populations within the LGBTI community. In this edition of the report, the focus on people living with HIV or AIDS (PLWHA); people of faith; and immigrants, refugees, and asylum seekers has been added in part because (as in the previously included groups) these are known communities of focus within LGBTI and adjacent grantmaking networks and increasing the visibility of this data can support those efforts.

Each of the spotlighted populations maintained a similar portion of the total LGBTI funding from the previous report, with notable increases in the total amount for children and youth, and for immigrants, refugees, and asylum seekers. Funding decreased for PLWHA and for people of faith. Funding focused on sex workers stayed relatively consistent.

CHART 16.3: GLOBAL SOUTH AND EAST LGBTI FUNDING
SPOTLIGHT POPULATION FOCUS (2017–2020)



BEHIND THE NUMBERS

GLOBAL PHILANTHROPY PROJECT

The Global Philanthropy Project (GPP) is a collaboration of funders and philanthropic advisors working to expand global philanthropic support to advance the human rights of LGBTI people in the Global South and East. GPP is internationally recognized as the primary thought leader and go-to partner for donor coordination around global LGBTI work.

GPP is a key source of strategic research and analysis for global LGBTI funders, including the production of the biennial *Global Resources Report*. It plays a central role in convening philanthropists and human rights activists for opportunities to increase knowledge, skills, and capacities

toward expanding global LGBTI funding. These convening spaces include donor pre-conferences during regional LGBTI convenings, funder webinars, and report release events.

GPP and its members and partners work together to mobilize and activate new resources for global LGBTI communities. One key area of this work is the Government and Multilateral Task Force, which includes sub-committees focused on several priority donor governments. The efforts of this task force have been pivotal within broader efforts leading to significant LGBTI funding commitments.

Similarly, GPP's Trans and Intersex Funding Task Force has been active since 2015, developing research and convenings to make the case for increased funding for these populations, and other advocacy. In that same time, GPP has mobilized philanthropic response to the weaponization of gender against LGBTI people and democracy. Currently, GPP maintains a task force focused on philanthropic responses to the "anti-gender" movement.

Each of GPP's 22 members shared their LGBTI grant data for inclusion in this report.

GPP funding

\$82 M

Global

\$64 M

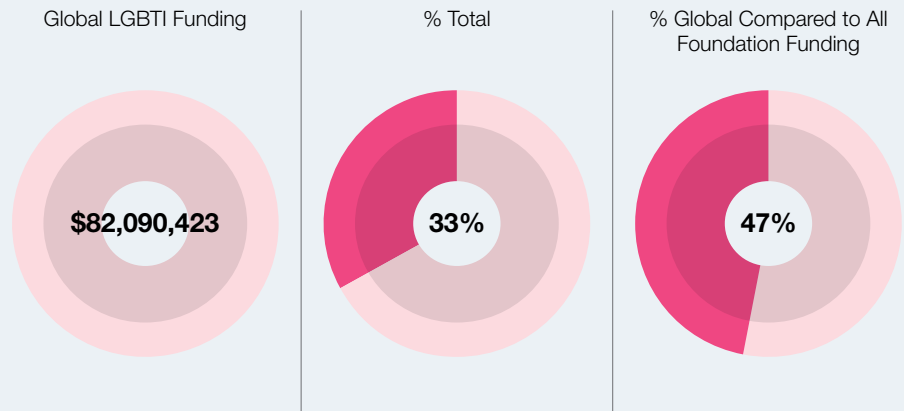
Global South and East

When analyzing all global funding excluding grants focused on the United States, GPP members collectively awarded over \$82 million and accounted for one-third of all LGBTI grants in 2019–2020 and **nearly half of the total LGBTI funding by foundations.**

CHART 17.1: GLOBAL LGBTI FUNDING

GPP MEMBERS (2019–2020)

R — US —

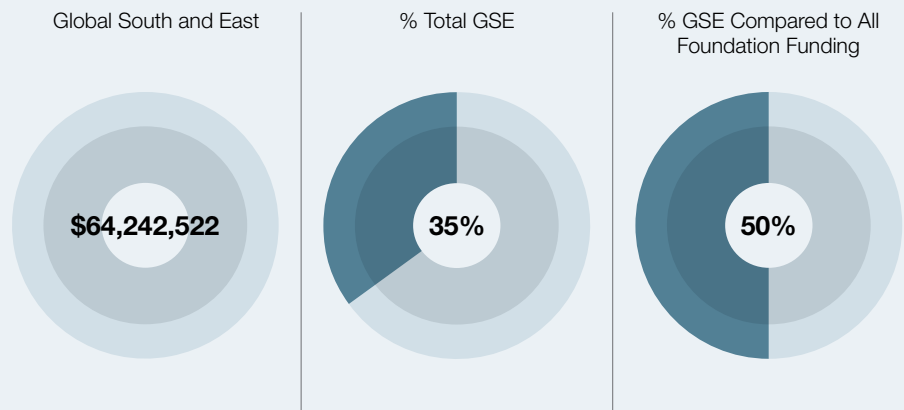


Analyzing funding focused on the Global South and East, GPP members collectively awarded over \$64 million and accounted for 35 percent of all LGBTI funding to this global focus area, or **half of the total LGBTI funding by foundations.**

CHART 17.2: GLOBAL SOUTH AND EAST (GSE) LGBTI FUNDING

GPP MEMBERS (2019–2020)

R —



GPP Member COVID Funding

GPP members awarded over \$4.4 million to COVID-related LGBTI funding, **which accounted for 30 percent of the global total**, excluding funds focused on the United States.

Focusing on the Global South and East, GPP members awarded over \$4 million to COVID-related LGBTI funding, **which accounted for 47 percent of the total**.

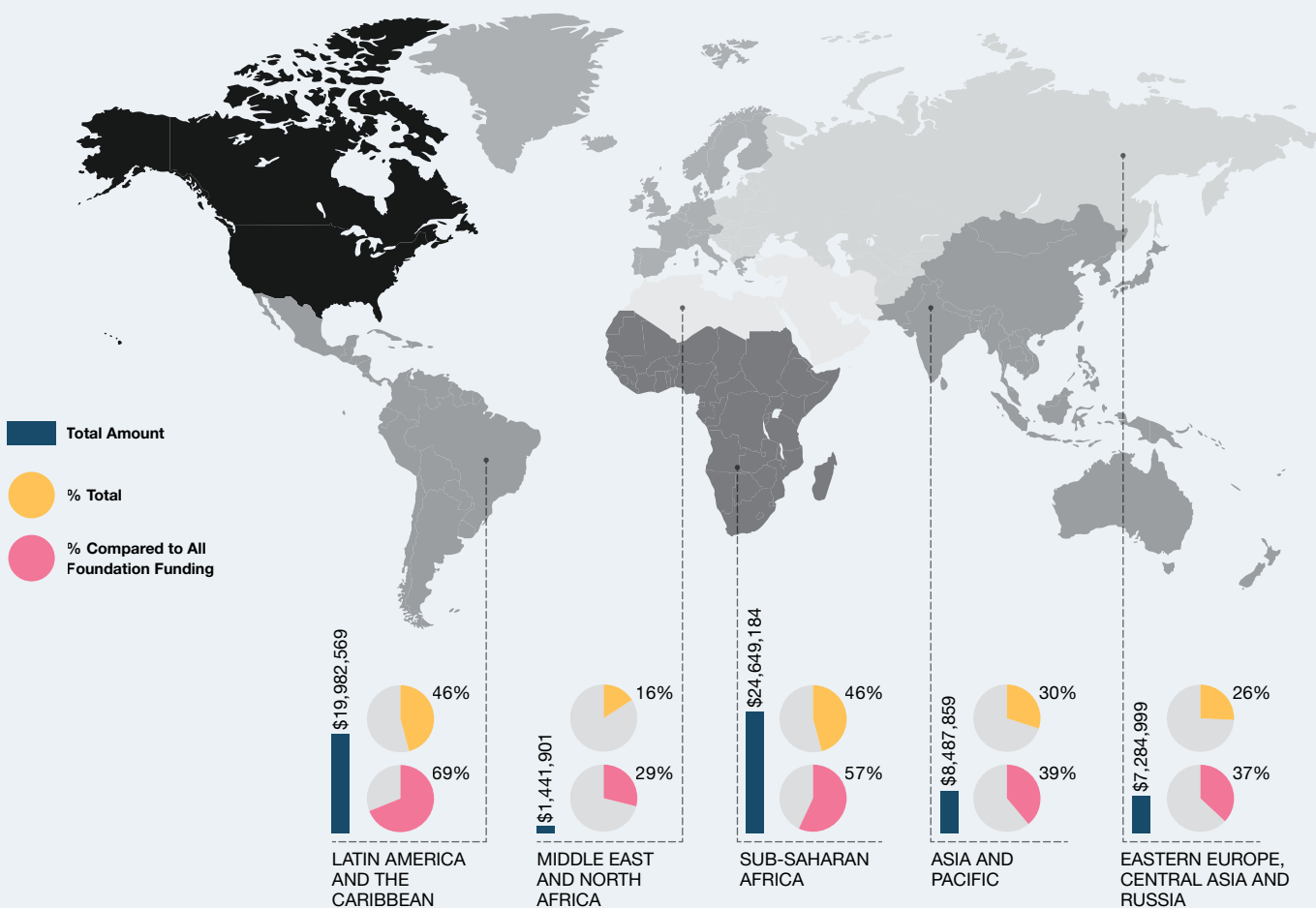
Notably, GPP members' funding comprised close to half of the total awarded to the regions of Latin America and the Caribbean and Sub-Saharan Africa, around one-third of the funding to the Asia and Pacific region, and about one-quarter of the funding to Eastern Europe, Central Asia, and Russia.

When GPP members' funding was compared only to other foundation funders, the percentages increased again. The highest percentage focused on Latin America and the Caribbean at over three-quarters of the region's funding.

CHART 17.3: GLOBAL SOUTH AND EAST LGBTI FUNDING

GPP MEMBERS, REGIONAL FOCUS (2019–2020)

R —

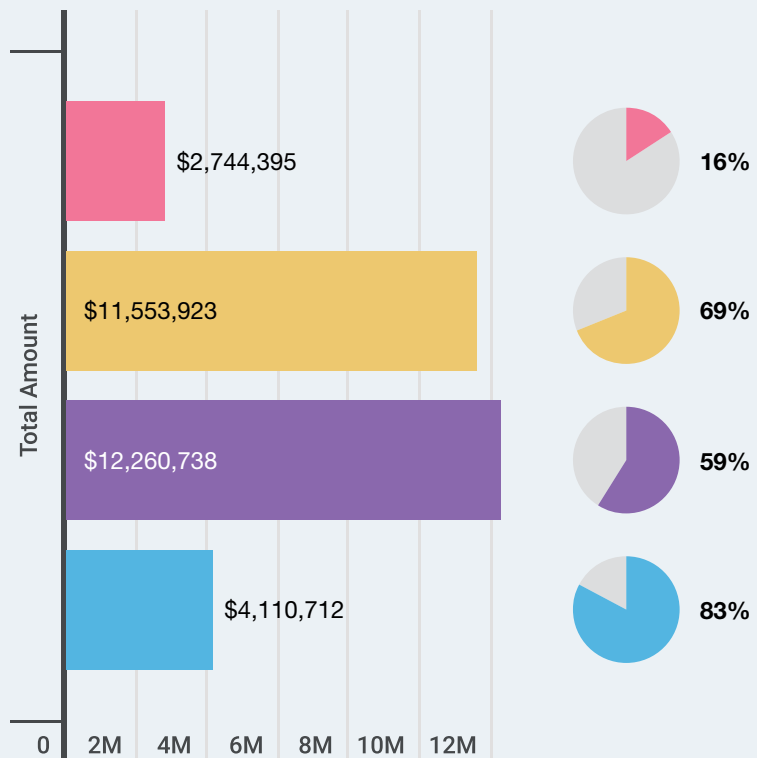


In the Global South and East (GSE), GPP member funding accounted for over half of the reported funding focused on LBQ, trans, and intersex communities.

GPP member funding was a smaller percentage of funding focused on gay and bisexual men, queer men, and MSM communities. This is largely due to the majority of this funding being focused on HIV. In contrast, no GPP member's funding primarily focuses on HIV or AIDS.

CHART 17.4: GLOBAL SOUTH AND EAST LGBTI FUNDING

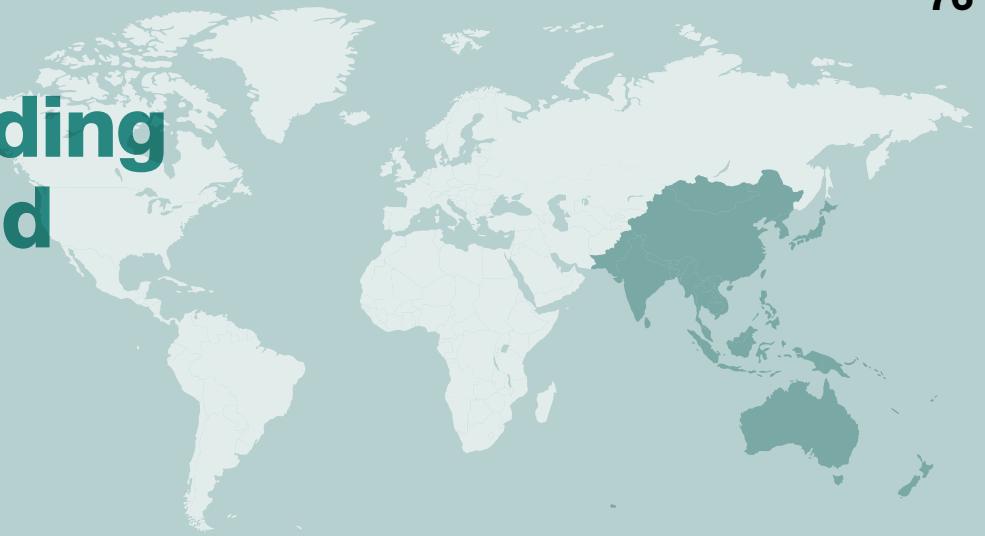
GPP MEMBERS, POPULATION FOCUS (2019–2020)



GPP MEMBER INSTITUTIONS: American Jewish World Service, Arcus Foundation, Astraea Lesbian Foundation for Justice, The Baring Foundation, Dreilinden gGmbH, Ford Foundation, Foundation for a Just Society, The Fund for Global Human Rights, Global Fund for Women, Hivos, Horizons Foundation, International Trans Fund, ISDAO, Luminate, Mama Cash, Oak Foundation, Open Society Foundations, The Other Foundation, Sigrid Rausing Trust, UHAI–The East African Sexual Health and Rights Initiative, Urgent Action Fund for Women’s Human Rights, and Wellspring Philanthropic Fund.

SNAPSHOT

LGBTI Funding for Asia and the Pacific



NUMBER OF GRANTS

911

AVERAGE GRANT

\$31,576

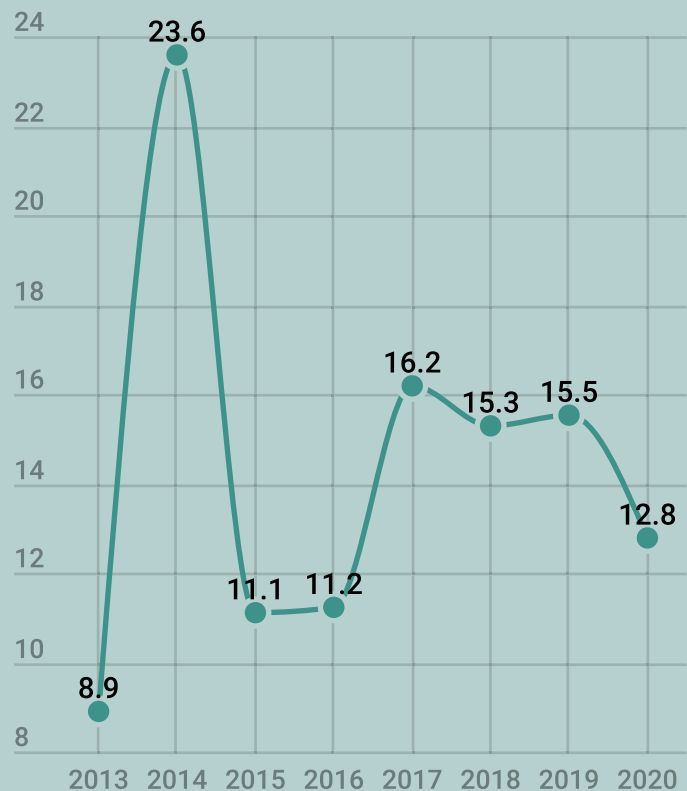
MEDIAN GRANT

\$10,078

TOTAL FUNDING

\$28.3 M

CHART 18.1: ASIA AND THE PACIFIC LGBTI FUNDING
YEAR (2013–2020)



● AMOUNT IN \$ MILLIONS

Over the two years of 2019–2020, 76 grantmakers awarded \$28,260,763 focused on LGBTI issues in Asia and the Pacific. The region showed a decrease in total grant amount and number of funders but a 41 percent increase in the number of grants compared to the last reporting period.

LGBTI Funding for Asia and the Pacific, by Sub-Region

When funds were focused on a specific sub-region, the largest amount of funding was focused on Southeast Asia, accounting for around \$8.2 million, or 29 percent of funding to the region, with South Asia receiving the second largest funding at \$7.8 million, or 28 percent.

Top LGBTI Funders for Asia and the Pacific

When funds awarded for regranting are included, over \$34.8 million was awarded to grants focused on Asia and the Pacific. The top 10 funders with that geographic focus awarded over \$20.6 million, accounting for 59 percent of all LGBTI funding in the region.

NOTE: Anonymous donors awarded over \$500,000 to this region in 2019–2020.

⁴⁶ In addition to funds with a whole region focus, this row includes a small amount of funds where the geographic focus was not disclosed by the reporting donor.

⁴⁷ In contrast to other calculations in this report, all lists of top funders do include funds awarded for the purpose of regranting in order to document the full amount of LGBTI funding flowing from (or through) each funder. The total regional funding for Asia and the Pacific in 2019–2020 including regranting comes to \$34,751,069.

CHART 18.2: ASIA AND THE PACIFIC LGBTI FUNDING

SUB-REGION FOCUS (2013–2020)

R —

Sub-Region	2013–2014	2015–2016	2017–2018	2019–2020
EAST ASIA	\$5,264,587	\$3,556,156	\$5,225,546	\$3,607,373
OCEANIA	\$92,998	\$659,541	\$2,655,727	\$2,982,340
SOUTH ASIA	\$4,030,089	\$5,532,461	\$7,994,316	\$7,827,781
SOUTHEAST ASIA	\$17,067,792	\$7,199,788	\$11,714,661	\$8,213,823
WHOLE REGION FOCUS ⁴⁶	\$6,027,742	\$5,319,489	\$3,898,458	\$5,629,446
TOTAL	\$32,483,208	\$22,267,435	\$31,488,708	\$28,260,763

CHART 18.3: ASIA AND THE PACIFIC LGBTI FUNDING

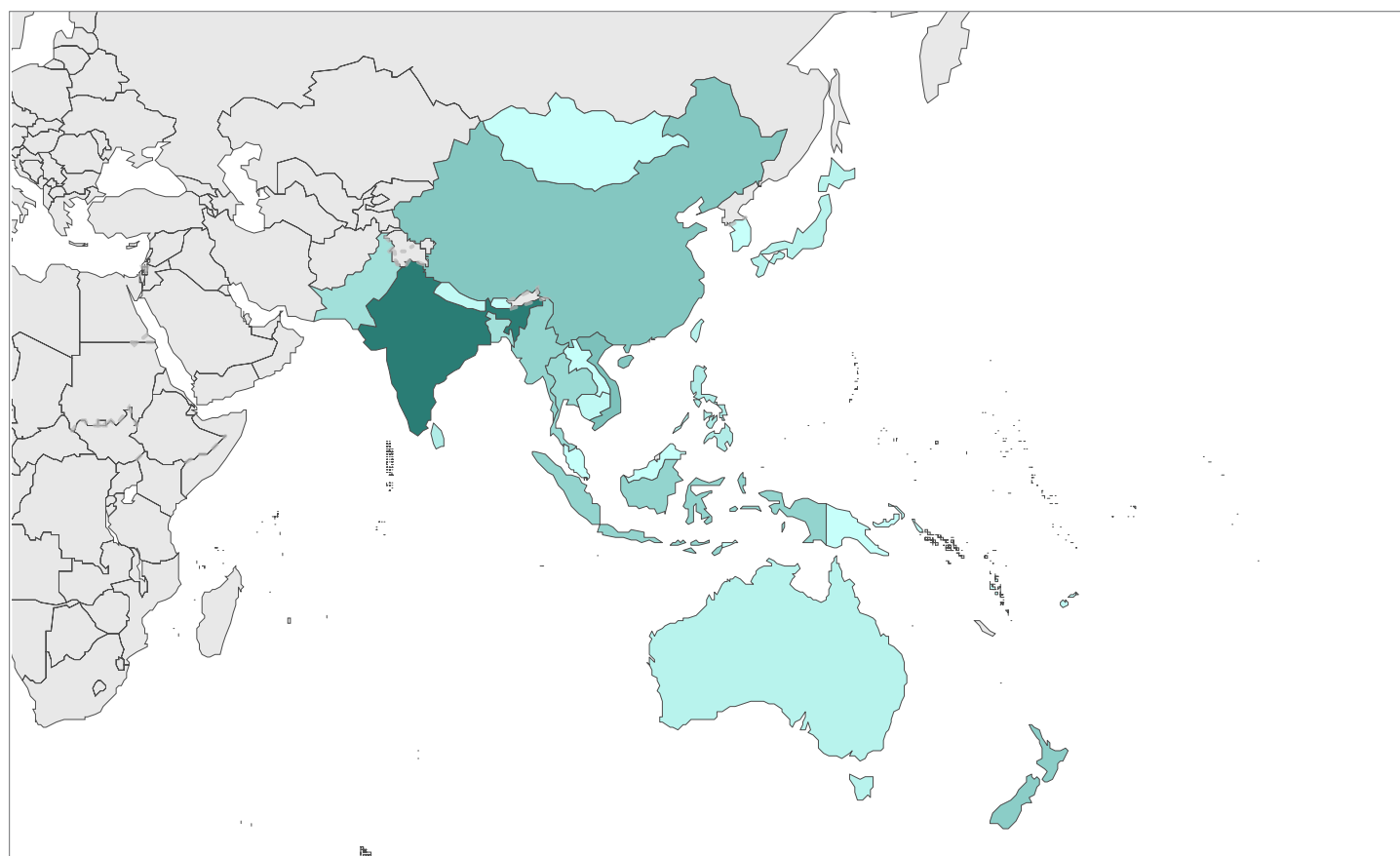
TOP 10 FUNDERS (2019–2020)⁴⁷

R +

	FUNDER NAME	TOTAL FUNDS FOR THE REGION
1	Government of Norway	\$5,032,518
2	Open Society Foundations	\$2,400,507
3	Government of Sweden	\$2,111,482
4	COC Netherlands	\$2,083,389
5	FRI–The Association for Gender and Sexuality Diversity	\$1,854,691
6	Astraea Lesbian Foundation for Justice	\$1,746,170
7	Government of the Netherlands	\$1,736,810
8	AmplifyChange	\$1,261,460
9	Oak Foundation	\$1,200,000
10	Gilead Sciences	\$1,191,775

CHART 18.2: ASIA AND THE PACIFIC LGBTI FUNDING

SUB-REGION FOCUS (2013–2020)



00.2M 0.4M 0.6M 0.8M 1M 1.2M 1.4M 1.6M 1.8M 2M 2.2M 2.4M 2.6M 2.8M 3M 3.2M 3.4M 3.6M 3.8M 4M 4.2M \$4.4M

COUNTRY	TOTAL FUNDS RECEIVED
India	\$4,417,304
Vietnam	\$2,044,981
China	\$1,917,273
New Zealand	\$1,624,263
Myanmar	\$1,481,647
Indonesia	\$1,439,629
Thailand	\$1,363,931
Bangladesh	\$1,131,560
Pakistan	\$1,008,706
Philippines	\$710,554

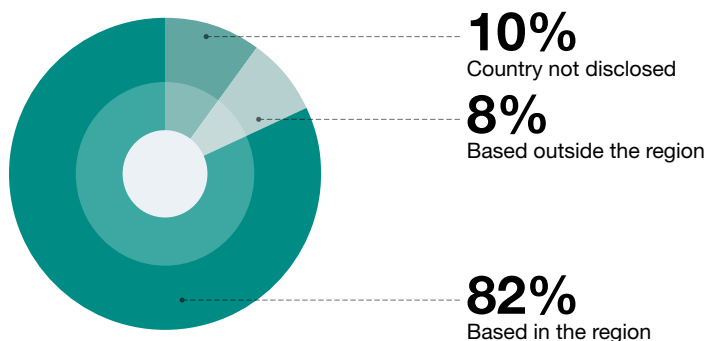
Sri Lanka	\$657,171
Australia	\$556,722
Taiwan	\$498,800
Japan	\$459,615
Fiji	\$375,338
Nepal	\$374,635
Cambodia	\$211,081
Malaysia	\$191,045
Singapore	\$179,529
South Korea	\$128,154

Mongolia	\$109,500
Laos	\$77,573
Tonga	\$66,118
Bhutan	\$57,866
Timor-Leste	\$43,403
Kiribati	\$43,209
Vanuatu	\$31,813
Papua New Guinea	\$12,750
Multiple countries	\$6,236,395
Country not disclosed	\$830,696

LGBTI Funding for Asia and the Pacific, by Recipient Location

The majority of funding for LGBTI issues in this region went to grantees based in the area. At the same time, 8 percent was awarded to organizations based in Denmark, Finland, Germany, Norway, Switzerland, the United Kingdom, and the United States. Ten percent of funding to the region did not disclose a specific grantee country.

CHART 18.5: ASIA AND THE PACIFIC LGBTI FUNDING
GRANTEE LOCATION (2019–2020)



Issues Addressed by LGBTI Funding for Asia and the Pacific

- Increases in funding focused on the issue of Humanitarian Response (new for this report) and the sub-issues of Mental Health, Substance Abuse, and Suicide Prevention; and Community Building/Empowerment follow a broader trend and are due in part to increased humanitarian need and response across LGBTI philanthropy.
- Slightly increased funding percentages focused on Gender Identity Rights and Intersex Rights also follow wider trends.
- Unusually, funding for the overall issue of Human Rights decreased somewhat in this region. That is partly due to a significant amount of funding related to marriage or civil unions in 2017–2018. The decrease in funding focused on marriage equality and a reduction in funding focused on HIV/AIDS are some of the main reasons for this region's overall decrease in funding.
- Decreases in Other Issues are largely due to methodological improvements; however, funding for the sub-issue of Sexual and Reproductive Health and Rights slightly increased in this region, while decreasing at the broader geographic level.

CHART 18.6: ASIA AND THE PACIFIC LGBTI FUNDING | ISSUE ADDRESSED (2017–2020)



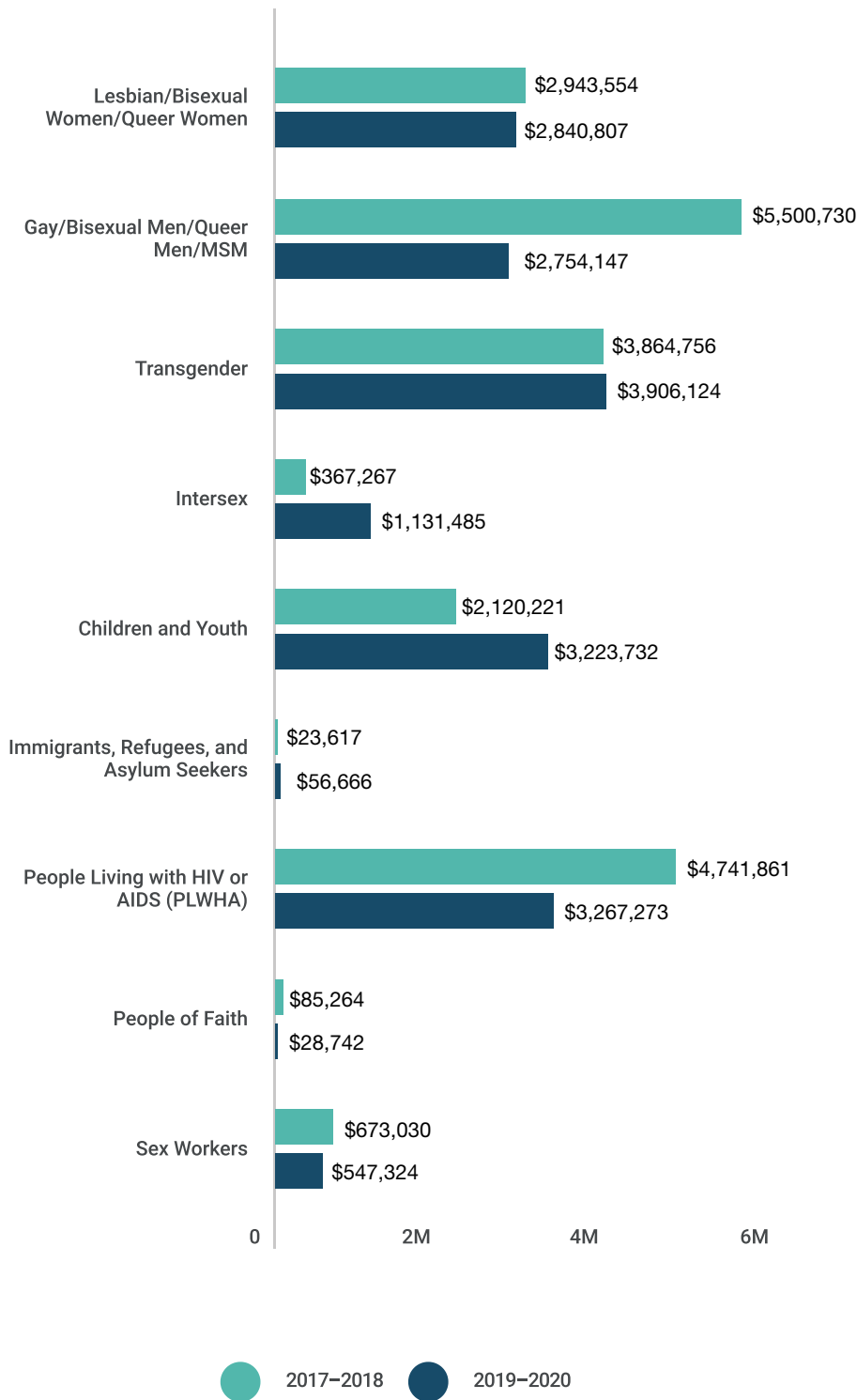
Issues and Sub-Issues	2017–2018		2019–2020	
Confronting Discrimination and Violence	\$2,071,428	7%	\$2,280,529	8%
Anti-Violence	\$1,783,236	6%	\$381,720	1%
Confronting Homophobia, Biphobia, Transphobia, and Interphobia	\$288,193	1%	\$1,898,809	7%
Economic Issues	\$25,746	<1%	\$467,536	2%
Housing and Homelessness	\$1,353	<1%	\$93,580	<1%
Labor/Employment	\$24,393	<1%	\$373,956	1%
Education/Safe Schools	\$646,196	2%	\$425,049	2%
Education	\$161,191	1%	-	-
Safe Schools	\$485,005	2%	\$425,049	2%
Health and Wellbeing	\$6,518,008	21%	\$4,200,292	15%
General Health Services and Health Promotion	\$694,934	2%	\$154,860	1%
HIV/AIDS	\$5,798,074	18%	\$3,330,708	12%
Mental Health, Substance Abuse, and Suicide Prevention	-	-	\$701,836	2%
Primary Care	-	-	\$12,888	<1%
Cultural Competence and Data Collection	\$25,000	<1%	-	-
Human Rights	\$17,569,812	56%	\$16,032,670	57%
Human Rights (General/Other)	\$13,020,052	41%	\$11,287,896	40%
Challenging Anti-LGBTQI Laws	\$208,749	1%	-	-
Decriminalization and Criminal Justice Reform	\$69,810	<1%	\$321,609	<1%
Gender Identity Rights	\$1,284,818	4%	\$1,757,482	6%
Immigration and Refugee Issues	-	-	\$28,939	<1%
Intersex Rights	\$297,958	1%	\$818,116	3%
Marriage/Civil Unions	\$2,024,810	6%	\$797,882	3%
Nondiscrimination Protections	\$353,220	1%	\$114,358	<1%
Responding to Anti-Gender Ideology	-	-	\$4,000	<1%
Sexual and Reproductive Health and Rights	\$158,633	<1%	\$832,995	3%
Sex Worker Rights	\$151,762	<1%	\$69,393	<1%
Humanitarian Response	-	-	\$654,568	2%
Humanitarian Response	-	-	\$654,568	2%
Other Issues	\$3,171,333	10%	\$12,760	<1%
Multi-Issue	\$3,149,730	10%	-	-
Philanthropy	\$21,603	<1%	\$12,760	<1%
Strengthening Community, Families, and Visibility	\$1,486,184	5%	\$4,187,359	15%
Community Building/Empowerment	\$1,153,158	4%	\$3,652,470	13%
Religion	\$73,764	<1%	\$71,361	<1%
Sports	\$19,244	<1%	\$19,570	<1%
Strengthening Families	\$57,060	<1%	\$27,448	<1%
Visibility	\$182,959	1%	\$416,510	1%
Total	\$31,488,707		\$28,260,763	

Population Focus of LGBTI Funding for Asia and the Pacific

CHART 18.7: ASIA AND THE PACIFIC LGBTI FUNDING | SELECTED POPULATION FOCUS (2017-2020)



In 2019-2020, the majority of funding in this region maintained a "General LGBQ" focus – totaling \$17.8 million.



SNAPSHOT

LGBTI Funding for Eastern Europe, Central Asia, and Russia



NUMBER OF GRANTS

795

AVERAGE GRANT

\$37,876

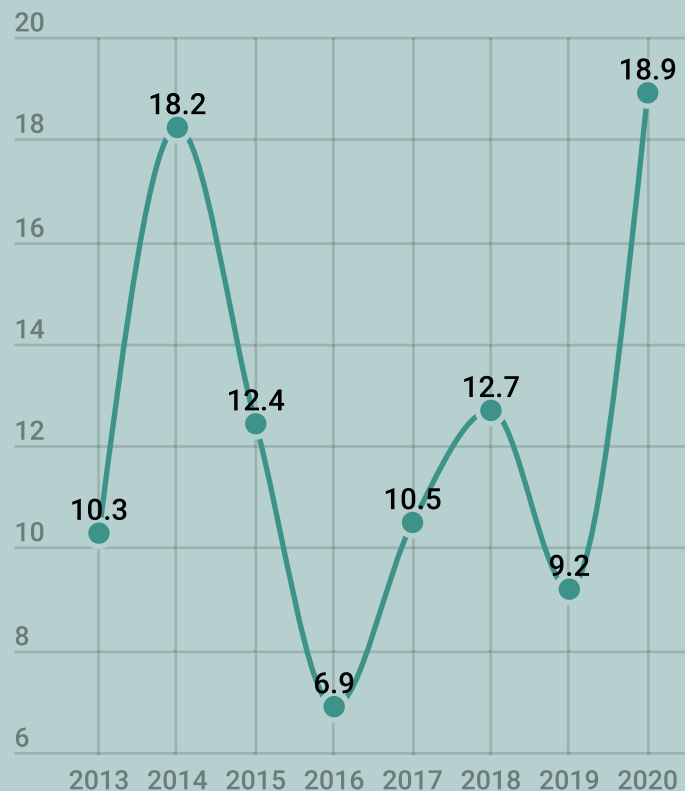
MEDIAN GRANT

\$11,235

TOTAL FUNDING

\$28.1 M

CHART 19.1: EASTERN EUROPE, CENTRAL ASIA, AND RUSSIA LGBTI FUNDING YEAR (2013–2020)



● AMOUNT IN \$ MILLIONS

Over the two-year period of 2019–2020, 56 grantmakers awarded \$28,141,693 focused on LGBTI issues in Eastern Europe, Central Asia, and Russia. The region showed an increase in total grant amount, number of funders, and number of grants compared to the last reporting period.

LGBTI Funding for Eastern Europe,**Central Asia, and Russia**

Eastern Europe has consistently received the largest amount of funding for LGBTI issues in the region, accounting for 59 percent of all funding to Eastern Europe, Central Asia, and Russia in 2019–2020, which represented a decrease from 70 percent in the previous reporting period.

Central Asia accounted for 14 percent of the total, representing an increase in both amount and percentage. Funding for Russia stayed stable at 14 percent of LGBTI funding in the region compared to the previous report.

Top Funders of LGBTI Funding for**Eastern Europe, Central Asia, and Russia**

When funds awarded for regranting are included, over \$30 million was awarded to grants focused on Eastern Europe, Central Asia, and Russia. The top 10 funders with that geographic focus awarded over \$22 million, accounting for 72 percent of all LGBTI funding in the region.

NOTE: Anonymous donors awarded over \$1 million to this region in 2019–2020. Collectively, these anonymous grants rank as the 10th largest source of LGBTI funding for this geographic focus.

⁴⁸ In addition to funds with a whole region focus, this row includes a small amount of funds where the geographic sub-region was not disclosed by the reporting donor.

⁴⁹ In contrast to other calculations in this report, all lists of top funders do include funds awarded for the purpose of regranting, in order to document the full amount of LGBTI funding flowing from (or through) each funder. The total regional funding for Eastern Europe, Russia, and Central Asia in 2019–2020 including regranting comes to \$30,446,360.

CHART 19.2: EASTERN EUROPE, CENTRAL ASIA, AND RUSSIA LGBTI FUNDING | SUB-REGION FOCUS (2013–2020)

R —

Sub-Region	2013–2014	2015–2016	2017–2018	2019–2020
CENTRAL ASIA	\$1,171,347	\$461,747	\$1,190,056	\$4,021,269
EASTERN EUROPE	\$16,664,511	\$13,919,571	\$16,211,397	\$16,588,082
RUSSIA	\$7,870,229	\$1,626,735	\$3,375,358	\$3,945,938
WHOLE REGION FOCUS ⁴⁸	\$2,789,151	\$3,328,392	\$2,445,049	\$3,586,404
TOTAL	\$28,495,238	\$19,336,445	\$23,221,860	\$28,141,693

CHART 19.3: EASTERN EUROPE, CENTRAL ASIA, AND RUSSIA LGBTI FUNDING | TOP 10 FUNDERS (2019–2020)⁴⁹

R +

	FUNDER NAME	TOTAL FUNDS FOR THE REGION
1	Elton John AIDS Foundation	\$6,307,668
2	European Economic Area and Norway Grants	\$2,890,647
3	Government of Sweden	\$2,525,565
4	European Union	\$2,507,820
5	Sigrid Rausing Trust	\$1,761,856
6	Government of the Netherlands	\$1,451,004
7	Open Society Foundations	\$1,325,300
8	ILGA–Europe	\$1,230,427
9	COC Netherlands	\$1,093,660
10	Dreilinden	\$933,325

CHART 19.4: EASTERN EUROPE, CENTRAL ASIA, AND RUSSIA LGBTI FUNDING

COUNTRY FOCUS (2019–2020)



COUNTRY	TOTAL FUNDS RECEIVED
Ukraine	\$4,220,084
Russia	\$3,945,938
Kazakhstan	\$3,058,027
Romania	\$2,511,648
Poland	\$1,450,977
Bosnia and Herzegovina	\$840,280
Serbia	\$790,520
Bulgaria	\$778,297
Georgia	\$602,813
Albania	\$587,284
Kyrgyzstan	\$585,480

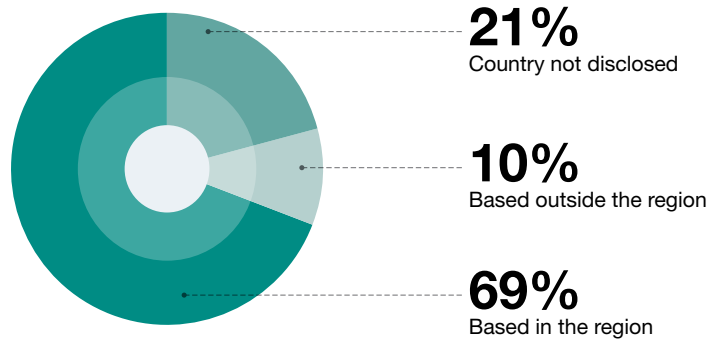
Croatia	\$498,879
Armenia	\$472,255
Lithuania	\$471,936
Czech Republic	\$430,113
Montenegro	\$309,886
Hungary	\$294,822
Kosovo	\$266,026
North Macedonia	\$198,637
Slovenia	\$196,768
Slovakia	\$143,856
Tajikistan	\$127,302

Belarus	\$110,122
Estonia	\$104,395
Moldova	\$102,132
Azerbaijan	\$97,539
Uzbekistan	\$74,019
Latvia	\$70,175
Afghanistan	\$5,000
Multiple countries	\$3,597,593
Country not disclosed	\$1,198,892

LGBTI Funding for Eastern Europe, Central Asia, and Russia, by Recipient Location

The majority of funding for LGBTI issues in this region went to grantees based in the region; however, 21 percent of funding to the region did not disclose a specific grantee country. Ten percent of the funding went to grantees based in Austria, Belgium, Canada, France, Germany, Sweden, and the United Kingdom.

CHART 19.5: EASTERN EUROPE, CENTRAL ASIA, AND RUSSIA LGBTI FUNDING
GRANTEE LOCATION (2019–2020)



Issues Addressed by LGBTI Funding for Eastern Europe, Russia, and Central Asia

- Increases in funding focused on the issue of Humanitarian Response (new for this report); and the sub-issues of Mental Health, Substance Abuse, and Suicide Prevention and Community Building/Empowerment follow a broader trend and are due in part to increased humanitarian need and response across LGBTI philanthropy.
- There was also a significant increase in funding for HIV/AIDS in this region, and for the issue of Safe Schools.
- Unlike other regions, there was no real significant increase focused on Gender Identity Rights and Intersex Rights in this region.
- Several significant decreases also stand out in this region, including funding for General Human Rights and the sub-issue of Nondiscrimination Protections.
- Decreases in Other Issues are due in large part to methodological improvements; however, funding for the sub-issue of Sexual and Reproductive Health and Rights slightly increased in this region while decreasing at the broader geographic level.

CHART 19.6: EASTERN EUROPE, CENTRAL ASIA, AND RUSSIA LGBTI FUNDING | ISSUE ADDRESSED (2017–2020)



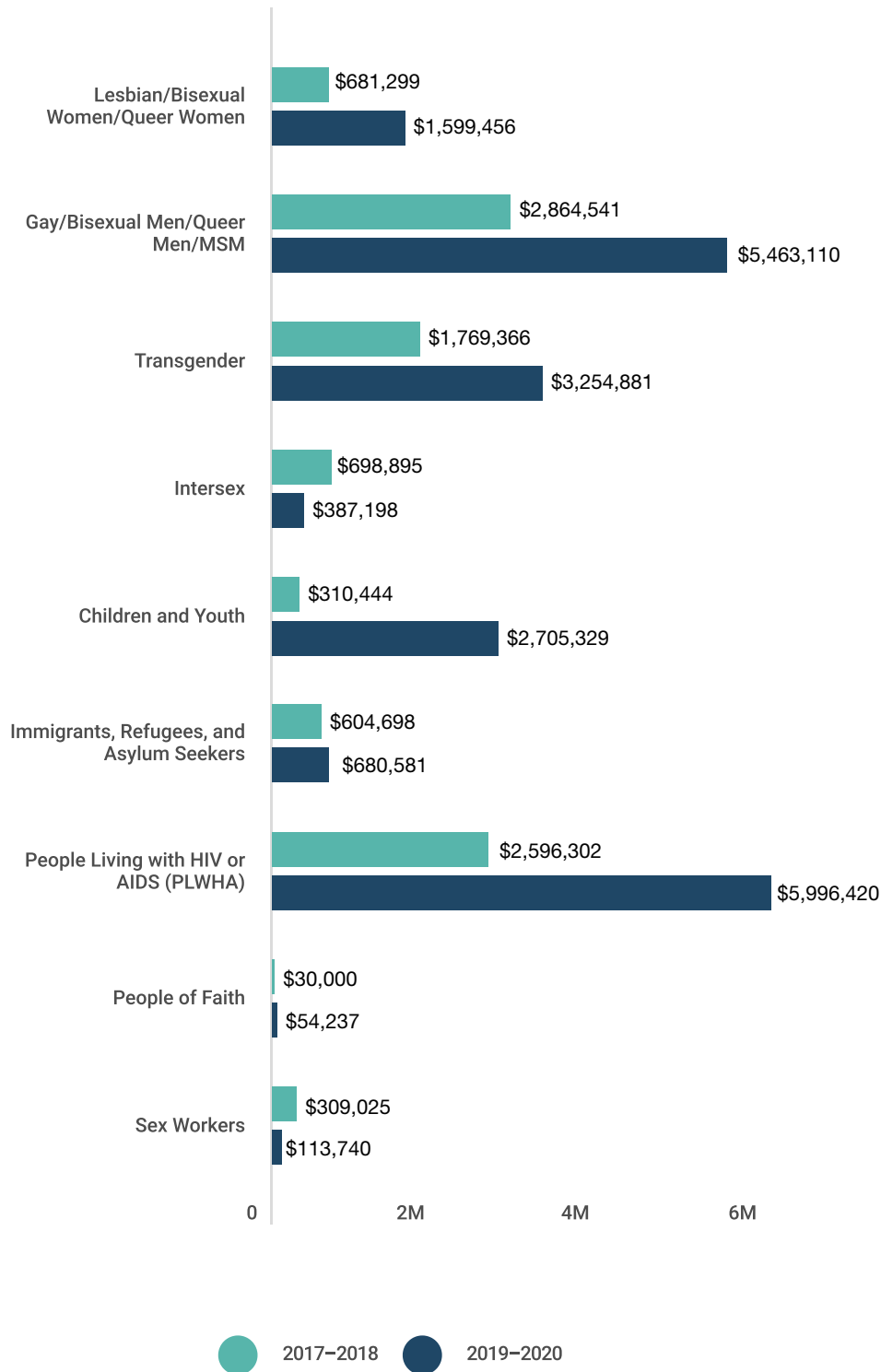
Issues and Sub-Issues	2017–2018		2019–2020	
Confronting Discrimination and Violence	\$1,165,863	5%	\$1,346,577	5%
Anti-Violence	\$422,585	2%	\$582,288	2%
Confronting Homophobia, Biphobia, Transphobia, and Interphobia	\$743,277	3%	\$764,289	3%
Economic Issues	\$81,447	<1%	\$293,502	1%
Housing and Homelessness	-	-	\$83,061	<1%
Labor/Employment	\$81,447	<1%	\$210,441	1%
Education/Safe Schools	\$56,527	<1%	\$1,570,067	6%
Education	-	-	\$18,143	<1%
Safe Schools	\$56,527	<1%	\$1,551,924	6%
Health and Wellbeing	\$3,724,923	16%	\$7,299,328	26%
General Health Services and Health Promotion	\$107,905	<1%	\$11,994	<1%
HIV/AIDS	\$3,480,174	15%	\$6,543,296	23%
Mental Health, Substance Abuse, and Suicide Prevention	\$136,844	1%	\$744,038	3%
Human Rights	\$14,435,963	62%	\$11,073,217	39%
Human Rights (General/Other)	\$9,746,776	42%	\$7,525,123	27%
Challenging Anti-LGBTQI Laws	\$25,000	<1%	\$572,967	2%
Gender Identity Rights	\$1,272,035	5%	\$1,383,073	5%
Immigration and Refugee Issues	\$49,753	<1%	\$46,829	<1%
Intersex Rights	\$337,458	1%	\$287,334	1%
Marriage/Civil Unions	\$496,833	2%	\$527,451	2%
Nondiscrimination Protections	\$2,352,480	10%	\$47,469	<1%
Responding to Anti-Gender Ideology	-	-	\$121,852	<1%
Sexual and Reproductive Health and Rights	\$155,628	<1%	\$561,119	2%
Humanitarian Response			\$277,803	1%
Humanitarian Response	-	-	\$277,803	1%
Other Issues	\$1,566,604	7%	\$1,705	<1%
Multi-Issue	\$1,566,604	7%	-	-
Philanthropy	-	-	\$1,704	<1%
Strengthening Community, Families, and Visibility	\$2,190,532	9%	\$6,279,495	22%
Community Building/Empowerment	\$1,588,003	7%	\$5,413,878	19%
Religion	\$30,000	<1%	\$54,237	<1%
Sports	\$8,353	<1%	\$8,639	<1%
Strengthening Families	\$305,027	1%	\$123,706	<1%
Visibility	\$259,150	1%	\$679,035	2%
Total	\$23,221,859		\$28,141,694	

Population Focus of LGBTI Funding for Eastern Europe, Central Asia, and Russia

CHART 19.7: EASTERN EUROPE, CENTRAL ASIA, AND RUSSIA LGBTI FUNDING | SELECTED POPULATION FOCUS (2017–2020)



In 2019–2020, the majority of funding in this region maintained a "General LGBQ" focus – totaling \$17.9 million.



SNAPSHOT

LGBTI Funding for Latin America and the Caribbean

NUMBER OF GRANTS

1,226

AVERAGE GRANT

\$35,811

MEDIAN GRANT

\$7,450

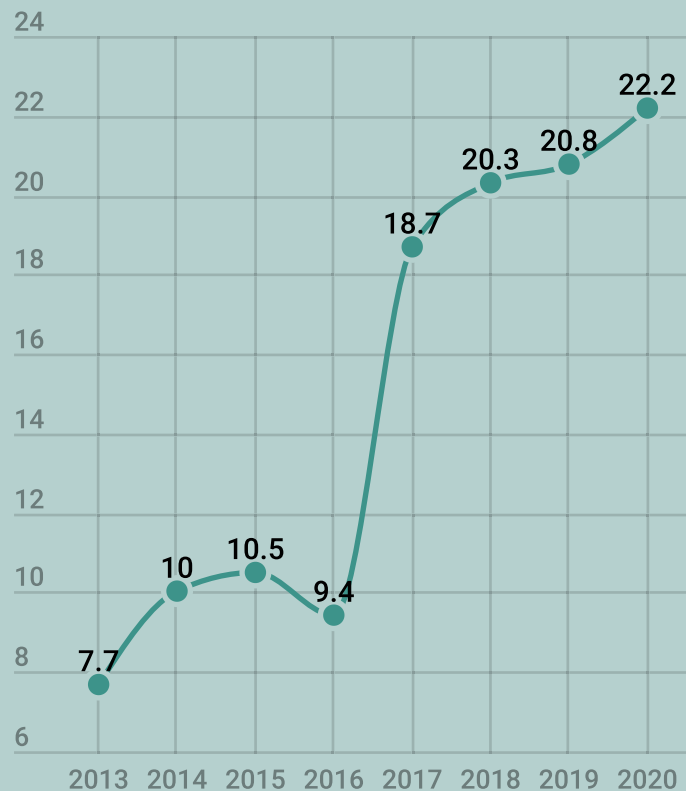
TOTAL FUNDING

\$43 M

Over the two-year period of 2019–2020, 69 grantmakers awarded \$43,045,010 focused on LGBTI issues in Latin America and the Caribbean. The region showed an increase in total grant amount and number of funders, with nearly double the number of grants compared to the last reporting period.

CHART 20.1: LATIN AMERICA AND THE CARIBBEAN LGBTI FUNDING YEAR (2013–2020)

R —



● AMOUNT IN \$ MILLIONS

LGBTI Funding for Latin America and the Caribbean, by Sub-Region

In 2019–2020, the sub-region of Central America and Mexico received 43 percent of the total regional funding and showed a significant increase in the total funds and percentage compared to the previous reporting period. The sub-region of South America received another 35 percent of the total; however, this represented a decrease from the last report.

Top Funders of LGBTI Funding for Latin America and the Caribbean

When funds awarded for regranting are included, over \$46.5 million was awarded to grants focused on Latin America and the Caribbean. The top 10 funders with that geographic focus awarded \$27.3 million, accounting for 59 percent of all LGBTI funding in the region.

NOTE: Anonymous donors awarded around \$6.5 million to this region in 2019–2020. Collectively, these anonymous grants rank as the largest source of LGBTI funding for this geographic focus.

⁵⁰ In addition to funds with a whole region focus, this row includes a small amount of funds where the geographic sub-region was not disclosed by the reporting donor.

⁵¹ In contrast to other calculations in this report, all lists of top funders do include funds awarded for the purpose of regranting, in order to document the full amount of LGBTI funding flowing from (or through) each funder. The total regional funding for Latin America and the Caribbean in 2019–2020 including regranting comes to \$46,556,645.

CHART 20.2: LATIN AMERICA AND THE CARIBBEAN LGBTI FUNDING
SUB-REGION FOCUS (2013–2020)

R —

Sub-Region	2013–2014	2015–2016	2017–2018	2019–2020
CARIBBEAN	\$2,694,114	\$6,034,750	\$7,814,634	\$6,379,421
CENTRAL AMERICA AND MEXICO	\$6,423,820	\$3,487,164	\$9,429,860	\$18,431,241
SOUTH AMERICA	\$5,767,853	\$4,803,665	\$19,123,054	\$15,166,810
WHOLE REGION FOCUS ⁵⁰	\$2,797,503	\$5,615,719	\$2,652,125	\$3,067,538
TOTAL	\$17,683,290	\$19,941,298	\$39,019,673	\$43,045,010

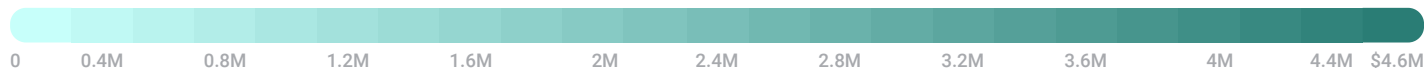
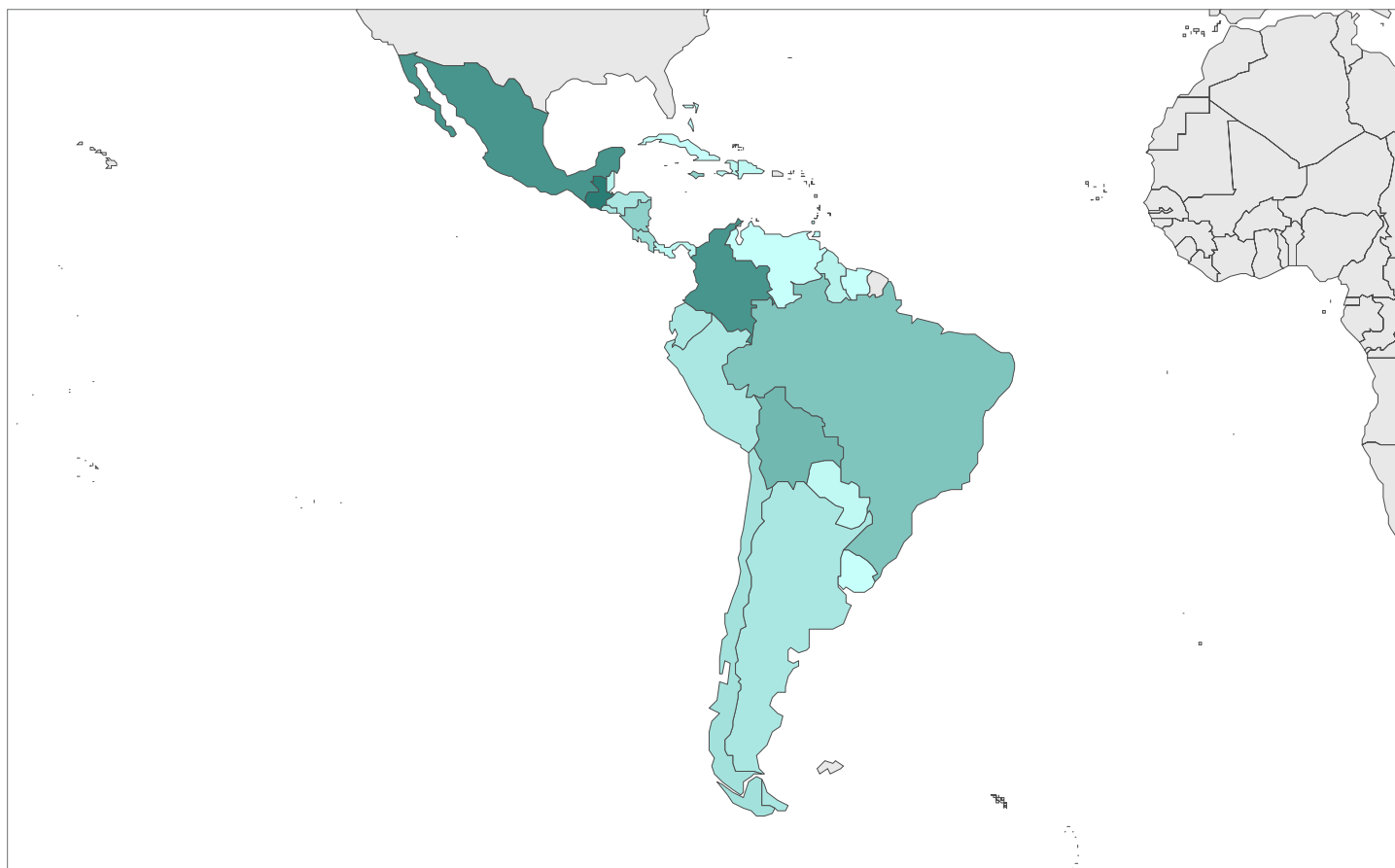
**CHART 20.3: LATIN AMERICA AND THE CARIBBEAN
LGBTI FUNDING | TOP 10 FUNDERS (2019–2020)⁵¹**

R +

FUNDER NAME	TOTAL FUNDS FOR THE REGION
1 European Union	\$5,003,146
2 Hivos	\$4,401,188
3 Arcus Foundation	\$4,388,000
4 Government of Sweden	\$3,642,041
5 Government of the Netherlands	\$2,480,534
6 Government of Germany	\$1,629,579
7 Astraea Lesbian Foundation for Justice	\$1,623,278
8 Open Society Foundations	\$1,547,316
9 Government of Canada	\$1,383,680
10 Fundación Triángulo	\$1,251,220

CHART 20.4: LATIN AMERICA AND THE CARIBBEAN LGBTI FUNDING

COUNTRY FOCUS (2019–2020)



COUNTRY	TOTAL FUNDS RECEIVED
Guatemala	\$4,612,064
Mexico	\$3,723,477
Colombia	\$3,627,386
Bolivia	\$2,539,668
Brazil	\$2,125,278
Nicaragua	\$1,689,075
Jamaica	\$1,656,906
Costa Rica	\$1,365,947
Chile	\$1,006,556
El Salvador	\$980,017
Argentina	\$931,438
Honduras	\$927,130

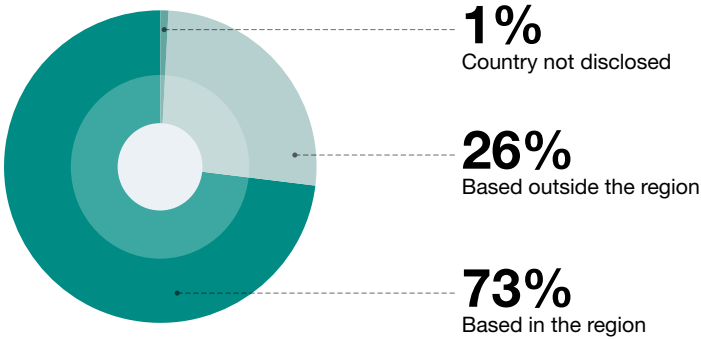
Ecuador	\$901,263
Peru	\$884,877
Belize	\$552,478
Guyana	\$510,326
Paraguay	\$353,886
Haiti	\$336,183
Dominican Republic	\$312,543
Trinidad and Tobago	\$309,815
Saint Lucia	\$263,251
Panama	\$257,274
Venezuela	\$101,734
Uruguay	\$64,210

Barbados	\$55,367
Saint Kitts and Nevis	\$49,542
Cuba	\$32,823
Suriname	\$31,774
Bahamas	\$30,410
Antigua and Barbuda	\$17,230
Grenada	\$13,983
Saint Vincent and the Grenadines	\$13,921
Multiple countries	\$12,032,032
Country not disclosed	\$714,649

LGBTI Funding for Latin America and the Caribbean, by Recipient Location

The majority of funding for LGBTI issues in this region went to grantees based in the region; however, 26 percent of the funding went to grantees based in Canada, Germany, Italy, the Netherlands, the United Kingdom, and the United States. Only one percent of the funds did not disclose a specific grantee country.

CHART 20.5: LATIN AMERICA AND THE CARIBBEAN LGBTI FUNDING GRANTEE LOCATION (2019–2020)



Issues Addressed by LGBTI Funding for Latin America and the Caribbean

- Increases in funding focused on the issue of Humanitarian Response (new for this report); and the sub-issues of Mental Health, Substance Abuse, and Suicide Prevention and Community Building/Empowerment follow a broader trend and are due in part to increased humanitarian need and response across LGBTI philanthropy.
- Increases in General Human Rights and Gender Identity Rights also follow the broader geographic trend.
- Decreases in Other Issues and the sub-issue of Sexual and Reproductive Health and Rights are due in large part to methodological improvements.

CHART 20.6: LATIN AMERICA AND THE CARIBBEAN LGBTI FUNDING | ISSUE ADDRESSED (2017–2020)



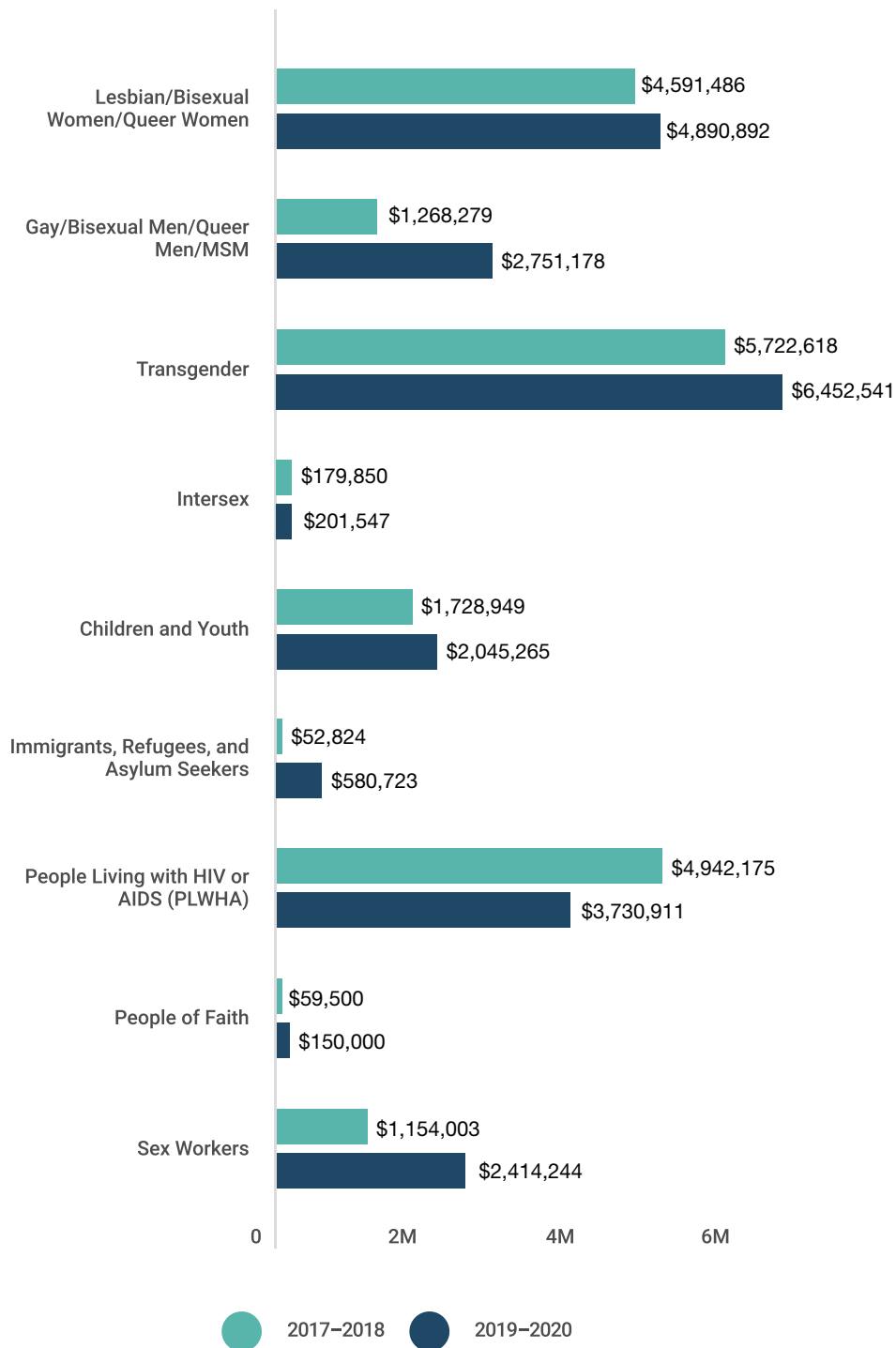
Issues and Sub-Issues	2017–2018		2019–2020	
Confronting Discrimination and Violence	\$2,290,680	6%	\$2,283,083	5%
Anti-Violence	\$1,683,709	4%	\$1,438,621	3%
Confronting Homophobia, Biphobia, Transphobia, and Interphobia	\$606,970	2%	\$844,461	2%
Economic Issues	\$184,955	<1%	\$569,723	1%
Food Security	-	-	\$292,939	1%
Housing and Homelessness	\$129,000	<1%	\$146,103	<1%
Labor/Employment	\$55,955	<1%	\$130,681	<1%
Education/Safe Schools	\$648,947	2%	\$245,791	1%
Education	\$32,575	<1%	-	-
Safe Schools	\$616,372	2%	\$245,791	1%
Health and Wellbeing	\$4,198,912	11%	\$4,315,343	10%
Cultural Competence and Data Collection	\$50,000	<1%	\$7,370	<1%
General Health Services and Health Promotion	\$388,447	1%	\$19,000	<1%
HIV/AIDS	\$3,500,465	9%	\$3,493,188	8%
Mental Health, Substance Abuse, and Suicide Prevention	\$260,000	1%	\$795,785	2%
Human Rights	\$27,909,924	72%	\$29,880,863	69%
Human Rights (General/Other)	\$20,508,923	53%	\$22,529,102	52%
Challenging Anti-LGBTQI Laws	\$93,777	<1%	\$25,000	<1%
Decriminalization and Criminal Justice Reform	\$90,000	<1%	\$680,332	2%
Gender Identity Rights	\$1,683,199	4%	\$3,673,173	9%
Immigration and Refugee Issues	\$20,000	<1%	\$263,847	1%
Marriage/Civil Unions	\$93,000	<1%	\$608,107	1%
Nondiscrimination Protections	\$17,717	<1%	\$13,816	<1%
Intersex Rights	\$68,000	<1%	\$91,338	<1%
Responding to Anti-Gender Ideology	-	-	\$349,741	1%
Sexual and Reproductive Health and Rights	\$5,282,965	14%	\$781,689	2%
Sex Worker Rights	\$52,343	<1%	\$64,491	<1%
Humanitarian Response	-	-	\$800,227	2%
Humanitarian Response	-	-	\$800,227	2%
Other Issues	\$1,311,688	3%	\$104,500	<1%
Philanthropy	\$469,000	1%	\$96,000	<1%
Multi-Issue	\$842,688	2%	\$8,500	<1%
Strengthening Community, Families, and Visibility	\$2,474,568	6%	\$5,645,707	13%
Community Building/Empowerment	\$1,439,822	4%	\$4,721,072	11%
Visibility	\$882,845	2%	\$515,960	1%
Religion	\$25,500	<1%	\$210,000	<1%
Strengthening Families	\$34,236	<1%	\$173,550	<1%
Sports	\$92,165	<1%	\$25,125	<1%
Total	\$39,019,673		\$43,045,010	

Population Focus of LGBTI Funding for Latin America and the Caribbean

CHART 20.7 LATIN AMERICA AND THE CARIBBEAN LGBTI FUNDING | SELECTED POPULATION FOCUS (2017-2020)

R —

In 2019-2020, the majority of funding in this region maintained a "General LGBQ" focus – totaling \$28.9 million.



SNAPSHOT

LGBTI Funding for the Middle East and North Africa

MIDDLE EAST AND NORTH AFRICA (2019–2020)

NUMBER OF GRANTS

278

AVERAGE GRANT

\$33,678

MEDIAN GRANT

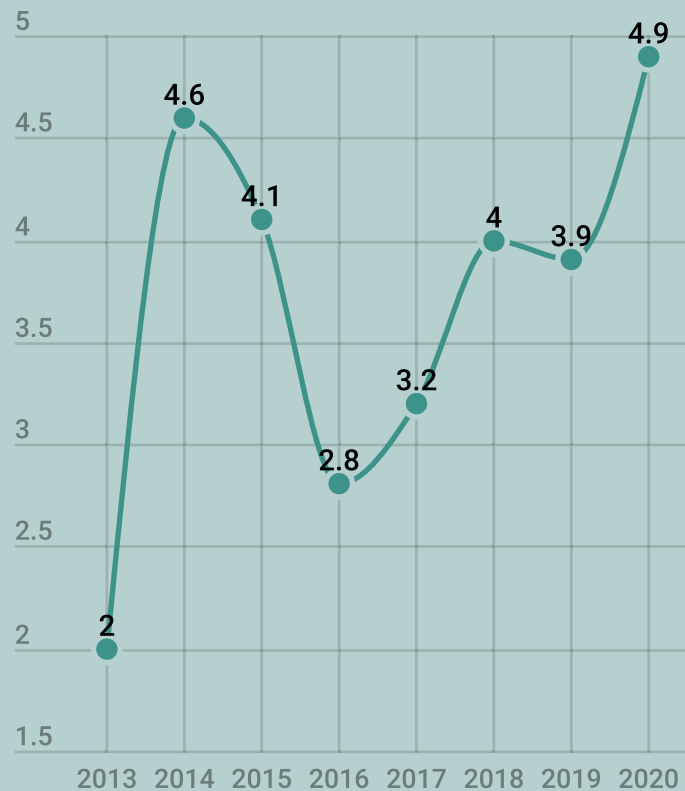
\$10,000

TOTAL FUNDING

\$8.8 M

Over the two-year period of 2019–2020, 48 grantmakers awarded \$8,789,905 focused on LGBTI issues in the Middle East and North Africa. The region showed an increase in total grant amount, number of funders, and number of grants compared to the last reporting period.

CHART 21.1: THE MIDDLE EAST AND NORTH AFRICA LGBTI FUNDING YEAR (2013–2020)



● AMOUNT IN \$ MILLIONS

Top Funders of LGBTI Funding for the Middle East and North Africa

When funds awarded for regranting are included, over \$9 million was awarded to grants focused on the Middle East and North Africa. The top 10 funders with that geographic focus awarded over \$6.4 million, accounting for 70 percent of all LGBTI funding in the region.

NOTE: Anonymous donors did not disclose funding to this region in 2019–2020. However, some donors chose not to reveal the world region focus, instead only identifying the grant as within the Global South and East or deciding not to disclose the geographical location at all. These locations were redacted out of concern for the safety and security of grantees and regionally based grantmaking staff because of hostile environments

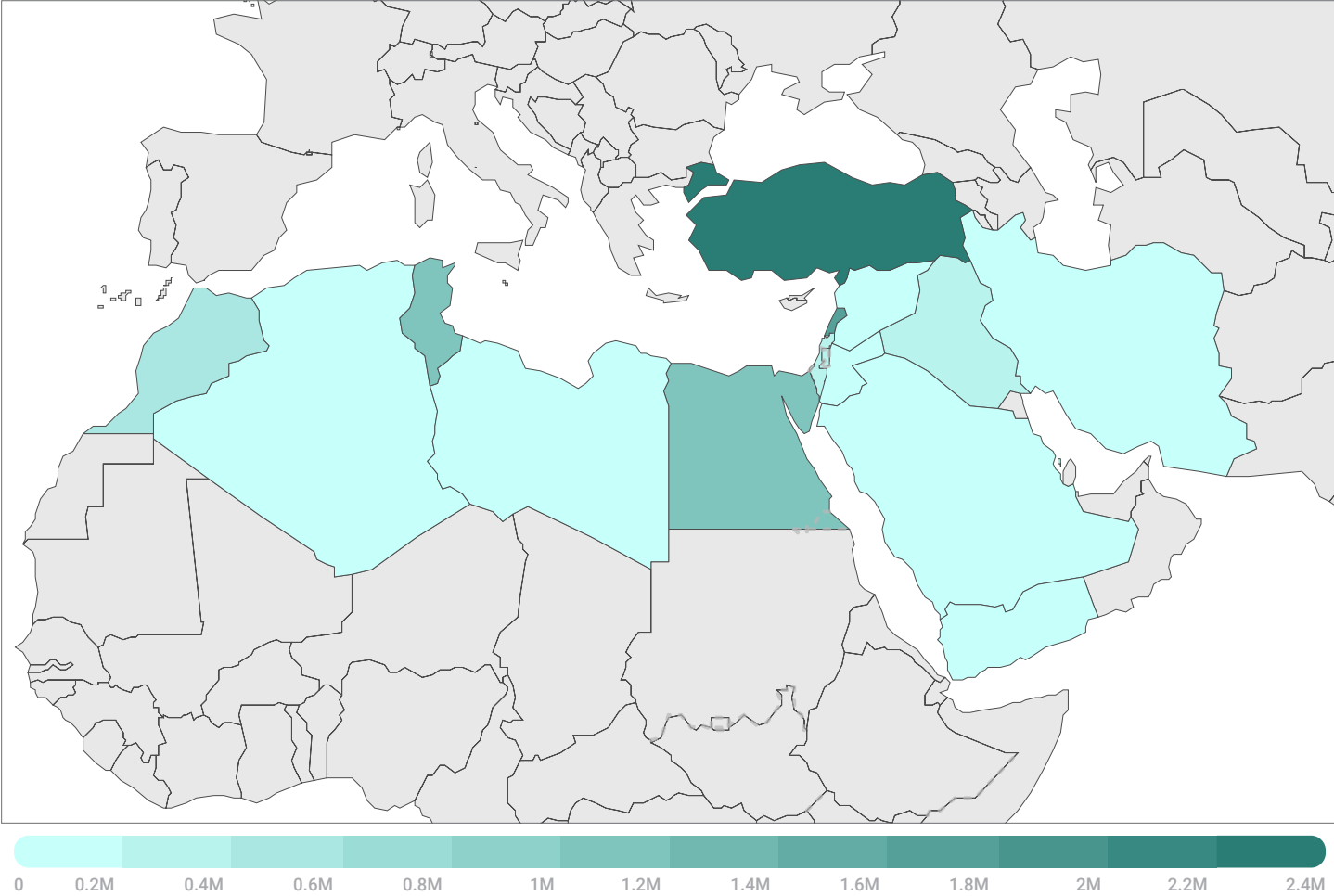
52 In contrast to other calculations in this report, all lists of top funders do include funds awarded for the purpose of regranting, in order to document the full amount of LGBTI funding flowing from (or through) each funder. The total regional funding for the Middle East and North Africa in 2019–2020 including regranting comes to \$9,055,052.

CHART 21.2: THE MIDDLE EAST AND NORTH AFRICA
LGBTI FUNDING | TOP 10 FUNDERS (2019–2020)⁵²



	FUNDER NAME	TOTAL FUNDS FOR THE REGION
1	Government of Sweden	\$1,651,678
2	Government of the Netherlands	\$1,271,872
3	COC Netherlands	\$972,233
4	Tides Foundation	\$573,699
5	ifa-Institute for Foreign Cultural Relations	\$447,711
6	European Union	\$362,993
7	Government of Denmark	\$341,146
8	Sigrid Rausing Trust	\$266,685
9	Global Fund for Women	\$265,715
10	Mama Cash	\$199,922

CHART 21.3: THE MIDDLE EAST AND NORTH AFRICA LGBTI FUNDING
COUNTRY FOCUS (2019–2020)



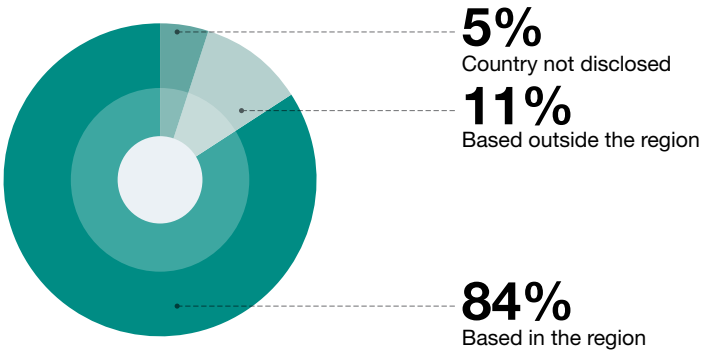
COUNTRY	TOTAL FUNDS RECEIVED
Turkey	\$2,485,182
Lebanon	\$1,673,082
Tunisia	\$1,051,611
Egypt	\$1,015,042
Morocco	\$475,583
Iraq	\$331,442
Israel	\$277,860
Palestinian Territories	\$225,000
Algeria	\$107,165

Jordan	\$31,031
Syria	\$11,235
Yemen	\$10,700
Bahrain	\$9,000
Saudi Arabia	\$8,000
Iran	\$7,810
Multiple countries	\$537,694
Country not disclosed	\$532,468

LGBTI Funding for the Middle East and North Africa by Grant Recipient Location

The majority of funding for LGBTI issues in this region went to grantees based in the region; however, 11 percent of the funding went to grantees based in Denmark, France, Germany, the Netherlands, Sweden, the United Kingdom, and the United States. Five percent of the funds did not disclose the grantee country's location.

CHART 21.4: THE MIDDLE EAST AND NORTH AFRICA LGBTI FUNDING GRANTEE LOCATION (2019–2020)



Issues Addressed by LGBTI Funding for the Middle East and North Africa

- Funding focused on issues stayed relatively stable in the Middle East and North Africa region.
- An increase in funding focused on the issue of Humanitarian Response (new for this report); and the sub-issues of Mental Health, Substance Abuse, and Suicide Prevention and Community Building/Empowerment, reflected trends across other geographies.
- There was no funding for Other Issues, which reflected a wider trend based largely on methodological improvements in this edition of the report.

CHART 21.5: THE MIDDLE EAST AND NORTH AFRICA LGBTI FUNDING | ISSUE ADDRESSED (2017–2020)



Issues and Sub-Issues	2017–2018		2019–2020	
Confronting Discrimination and Violence	\$288,280	4%	\$387,397	4%
Anti-Violence	\$286,460	4%	\$267,355	3%
Confronting Homophobia, Biphobia, Transphobia, and Interphobia	\$1,820	<1%	\$111,542	1%
Economic Issues	\$35,600	<1%	-	-
Housing and Homelessness	\$35,600	<1%	-	-
Education/Safe Schools	\$30,822	<1%	-	-
Education	\$30,822	<1%	-	-
Health and Wellbeing	\$544,433	8%	\$658,914	7%
HIV/AIDS	\$544,433	8%	\$202,839	2%
Mental Health, Substance Abuse, and Suicide Prevention	-	-	\$153,706	2%
Human Rights	\$4,753,403	66%	\$6,994,992	80%
Human Rights (General/Other)	\$4,031,236	56%	\$5,904,341	67%
Challenging Anti-LGBTQI Laws	\$141,185	2%	\$7,920	<1%
Decriminalization and Criminal Justice Reform	-	-	\$15,000	<1%
Immigration and Refugee Issues	\$78,000	1%	\$119,932	1%
Gender Identity Rights	\$380,368	5%	\$387,377	4%
Intersex Rights	\$10,749	<1%	\$4,000	<1%
Sexual and Reproductive Health and Rights	\$111,865	2%	\$616,498	7%
Humanitarian Response	-	-	\$265,831	3%
Humanitarian Response	-	-	\$265,831	3%
Other Issues	\$1,110,455	15%	-	-
Multi-Issue	\$1,050,455	14%	-	-
Philanthropy	\$60,000	1%	-	-
Strengthening Community, Families, and Visibility	\$481,561	7%	\$733,564	8%
Community Building/Empowerment	\$366,762	5%	\$419,599	5%
Sports	\$10,000	<1%	\$20,000	<1%
Visibility	\$104,799	1%	\$293,965	3%
Total	\$7,244,554		\$8,789,905	

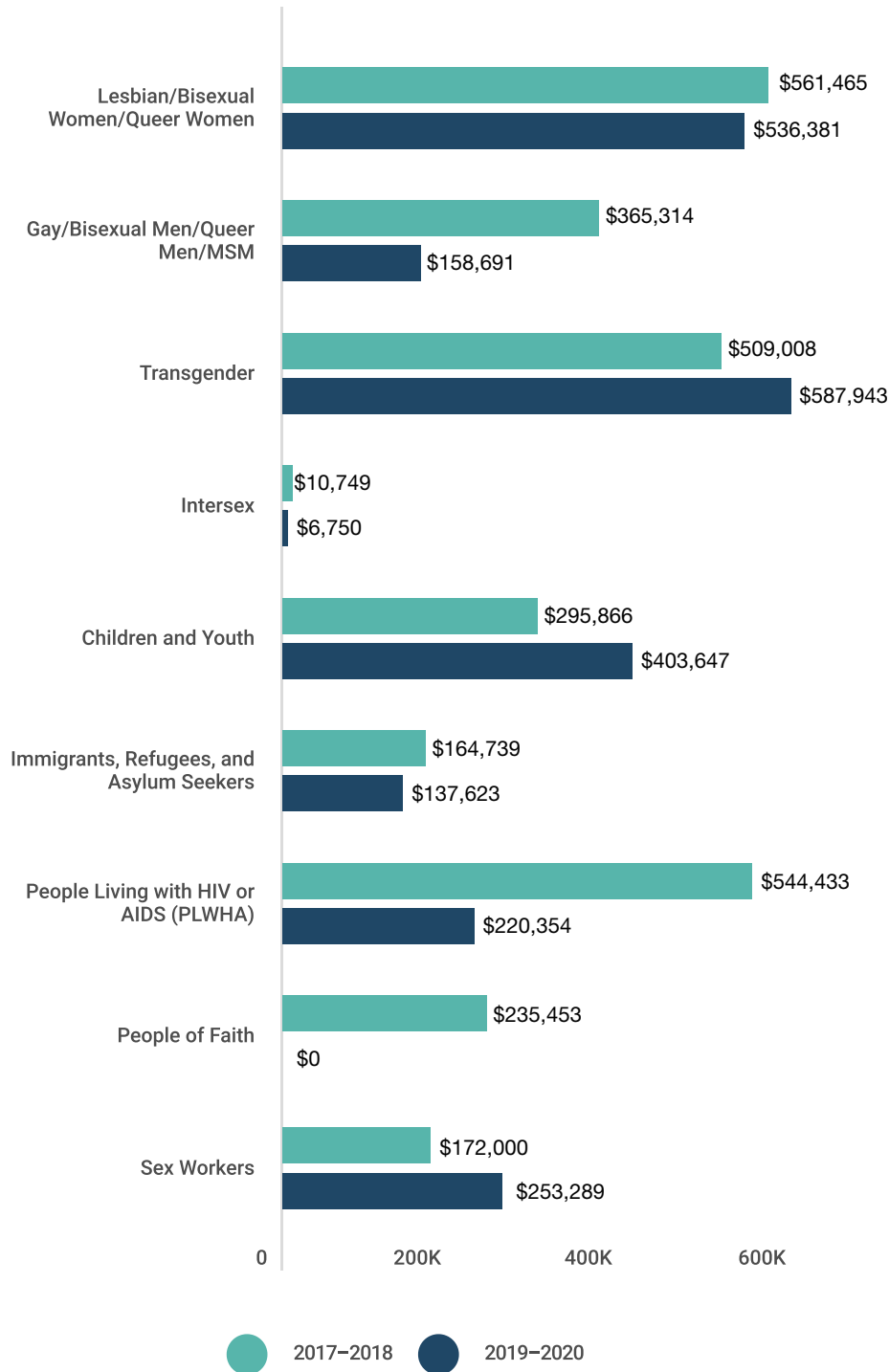
Population Focus of LGBTI Funding for the Middle East and North Africa

Funding focused on specific subpopulations received limited resources in the region of the Middle East and North Africa.

CHART 21.6: THE MIDDLE EAST AND NORTH AFRICA LGBTI FUNDING | SELECTED POPULATION FOCUS (2017–2020)

R —

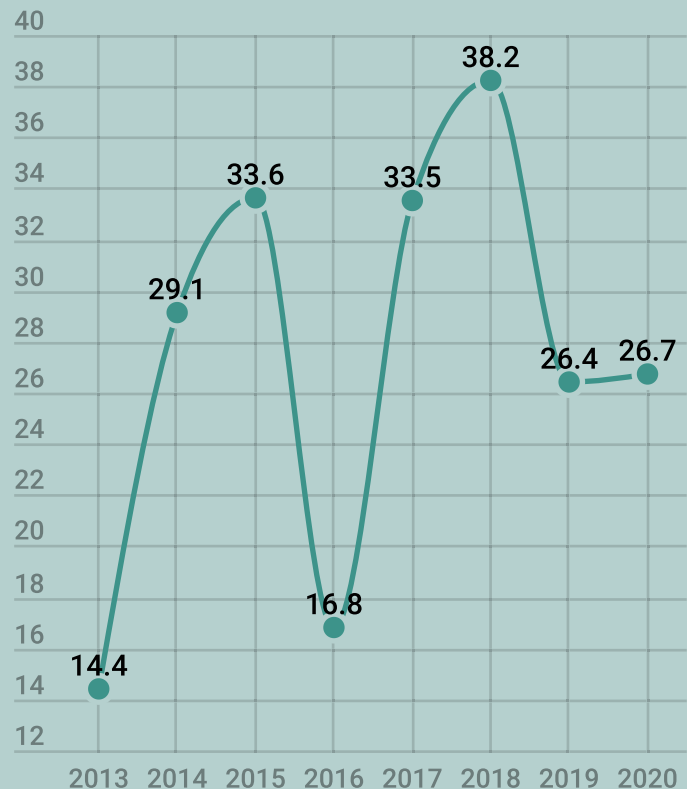
In 2019–2020, the majority of funding in this region maintained a "General LGBQ" focus – totaling \$7.5 million.



SNAPSHOT

LGBTI Funding for Sub-Saharan Africa

CHART 22.1: SUB-SAHARAN AFRICA LGBTI FUNDING
YEAR (2013–2020)



● AMOUNT IN \$ MILLIONS

NUMBER OF GRANTS

1,283

AVERAGE GRANT

\$40,740

MEDIAN GRANT

\$14,197

TOTAL FUNDING

\$53.1 M

Over the two-year period of 2019–2020, 78 grantmakers awarded \$53,125,539 focused on LGBTI issues in Sub-Saharan Africa. The region showed a decrease in the total grant amount but an increase in the number of funders and grants compared to the last reporting period.

LGBTI Funding for Sub-Saharan Africa, by Sub-Region

In 2019–2020, the sub-region of East Africa received 38 percent of the total regional funding, showing a decrease in total funds yet an increased percentage of the total compared to the previous reporting period. The region of Southern Africa received 29 percent of the total regional funding while Western Africa received 20 percent.

In this reporting period, significantly less funding was attributed to a focus on the whole region in Sub-Saharan Africa. In contrast, other Global South and East regions showed increased entire region funding. This change is largely due to several large multiyear grants awarded to the entire area in 2017–2018.

Top Funders of LGBTI Funding for Sub-Saharan Africa

When funds awarded for regranting are included, over \$71.6 million was awarded to grants focused on Sub-Saharan Africa. The top 10 funders with that geographic focus awarded \$40.5 million, accounting for 57 percent of all LGBTI funding in the region.

NOTE: Anonymous donors awarded around \$7 million to this region in 2019–2020.

Collectively, these anonymous grants rank as the second-largest source of LGBTI funding for this geographic focus.

⁵³ In addition to funds with a whole region focus, this row includes a small amount of funds where the geographic sub-region was not disclosed by the reporting donor.

⁵⁴ In contrast to other calculations in this report, all lists of top funders do include funds awarded for the purpose of regranting, in order to document the full amount of LGBTI funding flowing from (or through) each funder. The total regional funding for Sub-Saharan Africa in 2019–2020 including regranting comes to \$71,614,475.

CHART 22.2: SUB-SAHARAN AFRICA LGBTI FUNDING

SUB-REGION FOCUS (2013–2020)

R —

Sub-Region	2013–2014	2015–2016	2017–2018	2019–2020
CENTRAL AFRICA	\$125,297	\$96,315	\$421,531	\$369,481
EAST AFRICA	\$11,597,747	\$13,672,992	\$21,572,877	\$19,976,440
SOUTHERN AFRICA	\$15,410,338	\$13,116,845	\$16,090,425	\$15,282,335
WEST AFRICA	\$2,640,856	\$6,387,090	\$8,041,292	\$10,489,490
WHOLE REGION FOCUS ⁵³	\$13,748,884	\$17,108,952	\$25,580,282	\$7,007,793
TOTAL	\$43,523,122	\$50,382,194	\$71,706,407	\$53,125,539

CHART 22.3: SUB-SAHARAN AFRICA LGBTI FUNDING

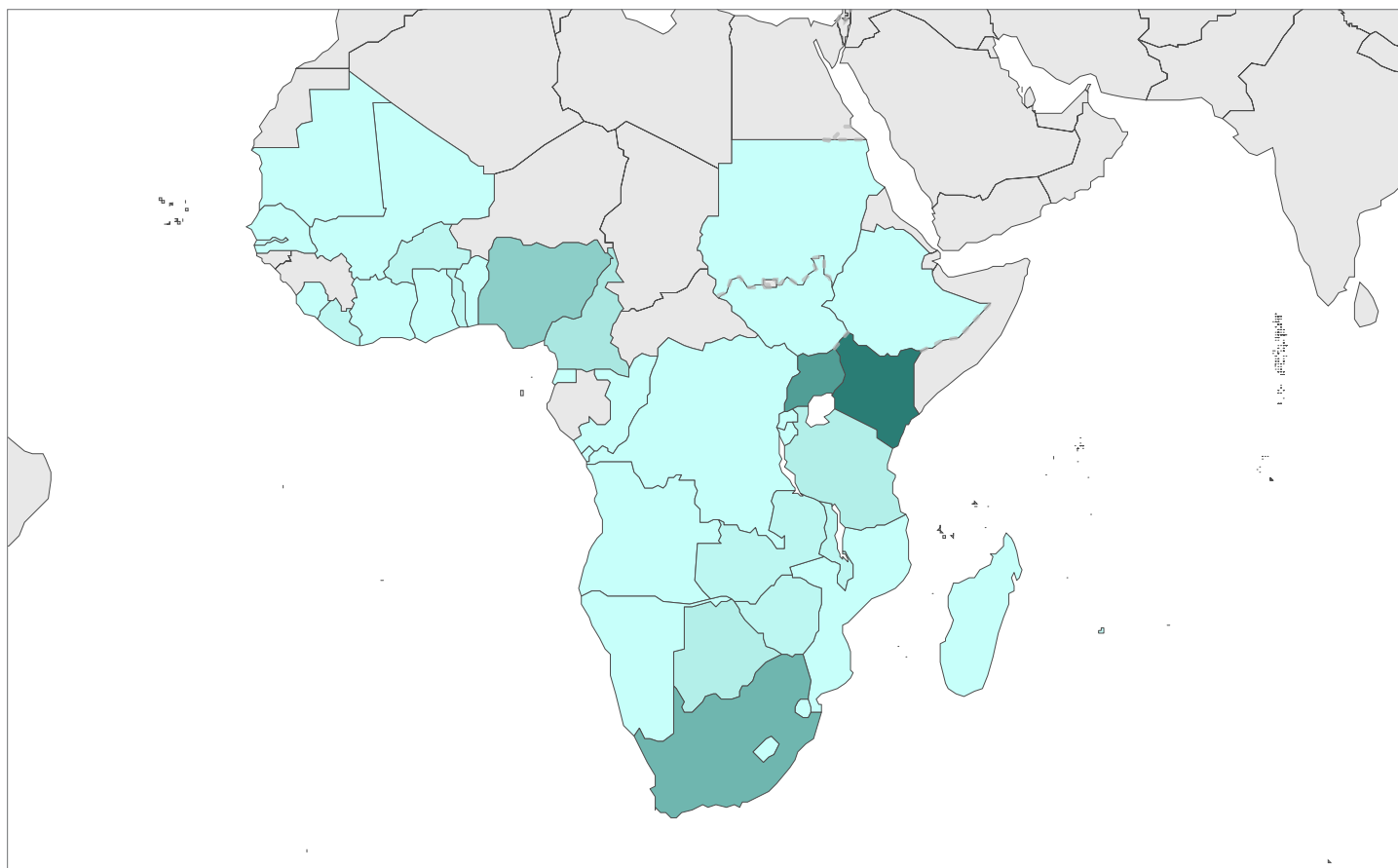
TOP 10 FUNDERS (2019–2020)⁵⁴

R +

FUNDER NAME	TOTAL FUNDS FOR THE REGION
1 Government of Sweden	\$13,329,061
2 Open Society Foundations	\$4,737,480
3 AmplifyChange	\$4,391,170
4 Arcus Foundation	\$4,163,750
5 European Union	\$3,075,161
6 COC Netherlands	\$2,869,876
7 The Baring Foundation	\$2,397,690
8 Government of Denmark	\$2,187,663
9 American Jewish World Service	\$2,005,866
10 Dreilinden	\$1,378,421

CHART 22.4: SUB-SAHARAN AFRICA LGBTI FUNDING

COUNTRY FOCUS (2019–2020)



COUNTRY	TOTAL FUNDS RECEIVED
Kenya	\$8,859,990
Uganda	\$6,228,217
South Africa	\$4,808,346
Nigeria	\$3,240,831
Cameroon	\$1,838,755
Tanzania	\$1,293,402
Botswana	\$1,041,056
Malawi	\$948,796
Togo	\$847,816
Zimbabwe	\$750,793
Burkina Faso	\$727,079
Zambia	\$718,383
Liberia	\$533,077

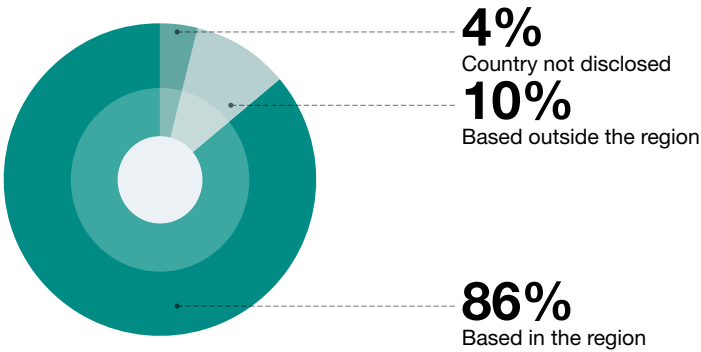
Rwanda	\$492,609
Namibia	\$456,714
Benin	\$455,158
Ghana	\$438,401
Mauritius	\$385,304
Burundi	\$303,409
Senegal	\$246,819
Eswatini	\$221,086
Mozambique	\$197,478
Democratic Republic of Congo	\$164,687
Ivory Coast	\$163,327
Sudan	\$162,472
Lesotho	\$154,250

Angola	\$61,140
Ethiopia	\$29,869
Mali	\$29,248
Sierra Leone	\$28,798
Madagascar	\$24,545
Mauritania	\$16,716
South Sudan	\$15,000
Republic of Congo	\$14,822
Equatorial Guinea	\$12,500
Gambia	\$5,430
Multiple countries	\$16,925,337
Country not disclosed	\$283,880

LGBTI Funding for Sub-Saharan Africa by Grant Recipient Location

The majority of funding for LGBTI issues in this region went to grantees based in the region; however, 10 percent of the funding went to grantees based in Belgium, Canada, Denmark, Finland, Germany, Sweden, the United Kingdom, and the United States. Four percent of funding to the region did not disclose a specific grantee country.

CHART 22.5: SUB-SAHARAN AFRICA LGBTI FUNDING
GRANTEE LOCATION (2019–2020)



Issues Addressed by LGBTI Funding for Sub-Saharan Africa

- Increases in funding focused on the issue of Humanitarian Response (new for this report) and the sub-issues of Mental Health, Substance Abuse and Suicide Prevention and Community Building/Empowerment follow a broader trend and are due in part to increased humanitarian need and response across LGBTI philanthropy.
- This region also saw an increase in the sub-issue of Confronting Homophobia, Biphobia, Transphobia, and Interphobia.
- Several decreases stand out in this region, including funding for General Human Rights, Challenging Anti-LGBTQI Laws, Labor/Employment, Safe Schools, and HIV/AIDS.
- Decreases in Other Issues and the sub-issue of Sexual and Reproductive Health and Rights are due in large part to methodological improvements.

CHART 22.6: SUB-SAHARAN AFRICA LGBTI FUNDING | ISSUE ADDRESSED (2017–2020)



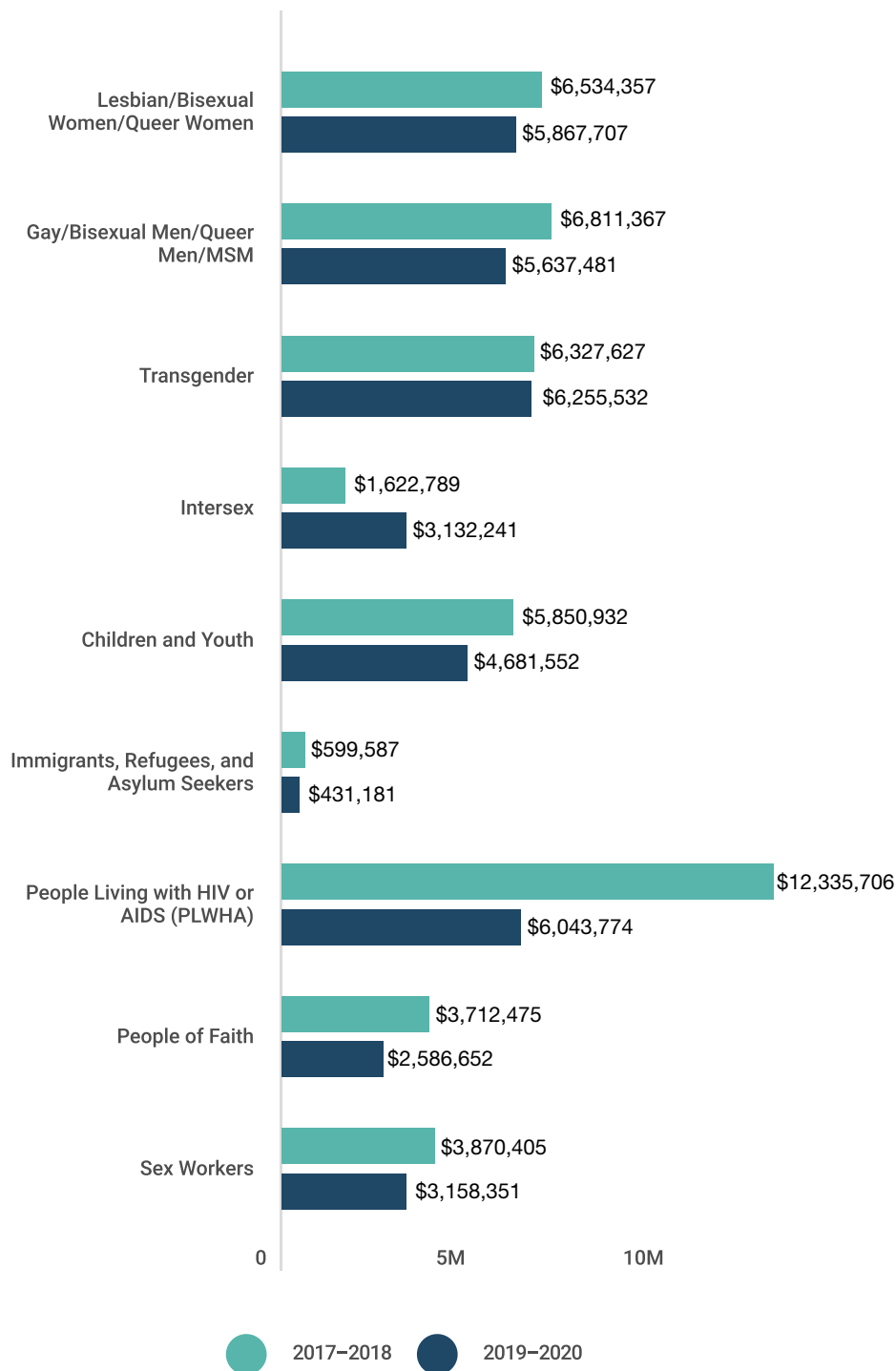
Issues and Sub-Issues	2017–2018		2019–2020	
Confronting Discrimination and Violence	\$2,241,693	3%	\$3,534,862	7%
Anti-Violence	\$2,044,821	3%	\$1,731,386	3%
Confronting Homophobia, Biphobia, Transphobia, and Interphobia	\$196,872	<1%	\$1,803,476	3%
Economic Issues	\$2,258,213	3%	\$565,949	1%
Housing and Homelessness	\$32,384	<1%	\$120,435	<1%
Labor/Employment	\$2,225,829	3%	\$445,514	1%
Education/Safe Schools	\$2,034,114	3%	\$198,068	<1%
Safe Schools	\$2,034,114	3%	\$198,068	<1%
Health and Wellbeing	\$8,066,591	11%	\$6,686,583	13%
Cultural Competence and Data Collection	\$436,120	1%	-	-
General Health Services and Health Promotion	\$560,923	1%	\$236,491	<1%
HIV/AIDS	\$7,069,548	10%	\$5,595,580	11%
Mental Health, Substance Abuse, and Suicide Prevention	-	-	\$854,512	2%
Human Rights	\$42,162,826	59%	\$33,133,653	62%
Human Rights (General/Other)	\$28,059,102	39%	\$22,319,600	42%
Challenging Anti-LGBTQI Laws	\$2,014,578	3%	\$158,022	<1%
Decriminalization and Criminal Justice Reform	\$181,045	<1%	\$690,154	1%
Gender Identity Rights	\$2,555,589	4%	\$2,997,205	6%
Immigration and Refugee Issues	\$25,000	<1%	\$75,302	<1%
Intersex Rights	\$556,405	1%	\$1,300,101	2%
Marriage/Civil Unions	\$202,591	<1%	-	-
Nondiscrimination Protections	\$21,724	<1%	-	-
Responding to Anti-Gender Ideology	-	-	\$300,000	1%
Sexual and Reproductive Health and Rights	\$8,207,212	11%	\$5,079,360	10%
Sex Worker Rights	\$339,580	<1%	\$213,909	<1%
Humanitarian Response	-	-	\$761,856	1%
Humanitarian Response	-	-	\$761,856	1%
Other Issues	\$7,816,217	11%	\$441,934	1%
Multi-Issue	\$2,620,140	4%	\$100,000	<1%
Philanthropy	\$5,196,077	7%	\$341,934	1%
Strengthening Community, Families, and Visibility	\$7,126,752	10%	\$7,802,634	15%
Community Building/Empowerment	\$2,533,877	4%	\$4,594,734	9%
Religion	\$3,521,650	5%	\$1,904,858	4%
Sports	\$30,000	<1%	\$11,826	<1%
Strengthening Families	-	-	\$47,549	<1%
Visibility	\$1,041,225	1%	\$1,243,667	2%
Total	\$71,706,407		\$53,125,539	

Population Focus of LGBTI Funding for Sub-Saharan Africa

CHART 22.7: SUB-SAHARAN AFRICA LGBTI FUNDING | SELECTED POPULATION FOCUS (2017-2020)



In 2019-2020, the majority of funding in this region maintained a "General LGBTQ" focus – totaling \$35.2 million.



SNAPSHOT

Multiregional LGBTI Funding for the Global South and East

NUMBER OF GRANTS

54

AVERAGE GRANT

\$393,374

MEDIAN GRANT

\$131,525

TOTAL FUNDING

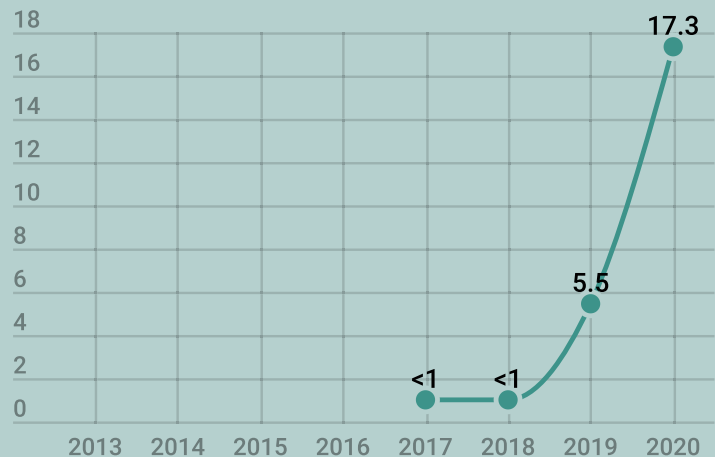
\$22.8 M

In this edition of the *Global Resources Report*, for the first time, a large amount of funding was awarded to multiple regions in the Global South and East. To maintain the visibility of this funding, this edition of the report features a new snapshot of this geographic focus.

Over the two-year period of 2019–2020, 27 grantmakers awarded \$22,815,705 with a multiregional focus on LGBTI issues in the Global South and East.⁵⁵

Because the previous funding for this geographic focus was so limited, this snapshot will not show a prior report edition comparison.

CHART 23.1: GLOBAL SOUTH AND EAST MULTIREGIONAL LGBTI FUNDING YEAR (2013–2020)



● AMOUNT IN \$ MILLIONS

⁵⁵ As a reminder, readers may note differences in funding totals for international funding at the Global Focus level and multiregional funding at the World Region level, and in this case multiregional funding within the Global South and East. This is due to the specificity of available grant data at different levels of the taxonomy. For example, in some cases it was possible to identify a grant as having a Global Focus in the Global South and East, yet the funding was directed to multiple regions such as funds for a program in both Latin America and Sub-Saharan Africa. Funding focused Internationally would instead be something that impacts or is focused globally, or in both the Global South and East and the Global North, such as a global conference or a program taking place in Western Europe and in Asia.

Collectively, the top 10 funders for the region awarded \$62.9 million, accounting for 94 percent of all funding for LGBTI issues with this geographic focus.

NOTE: Anonymous donors awarded around \$1.7 million to this region in 2019–2020. Collectively, these anonymous grants rank as the fifth-largest source of LGBTI funding for this geographic focus.

The majority of funding for LGBTI issues in this geographic focus went to grantees based outside the region, in Belgium, Canada, Denmark, Germany, the Netherlands, the United Kingdom, and the United States. Only six percent of this funding went to grantees based in the Global South and East, and another two percent did not disclose a specific grantee country.

⁵⁶ In contrast to other calculations in this report, all lists of top funders do include funds awarded for the purpose of regranting, in order to document the full amount of LGBTI funding flowing from (or through) each funder. The total multiregional funding for the Global South and East in 2019–2020 including regranting comes to nearly \$67 million.

CHART 23.2: GLOBAL SOUTH AND EAST MULTIREGIONAL LGBTI FUNDING | TOP 10 FUNDERS (2019–2020)⁵⁶



FUNDER NAME		TOTAL FUNDS FOR THE REGION
1	Government of the Netherlands	\$32,704,069
2	Government of Canada	\$14,355,480
3	Aidsfonds	\$7,295,669
4	Ford Foundation	\$4,350,000
5	Government of Finland	\$1,136,992
6	Arcus Foundation	\$1,056,250
7	Government of the United Kingdom	\$541,767
8	Gilead Sciences	\$498,542
9	Elton John AIDS Foundation	\$466,230
10	Dreilinden	\$1,378,421

CHART 23.3: GLOBAL SOUTH AND EAST MULTIREGIONAL LGBTI FUNDING | GRANTEE LOCATION (2019–2020)

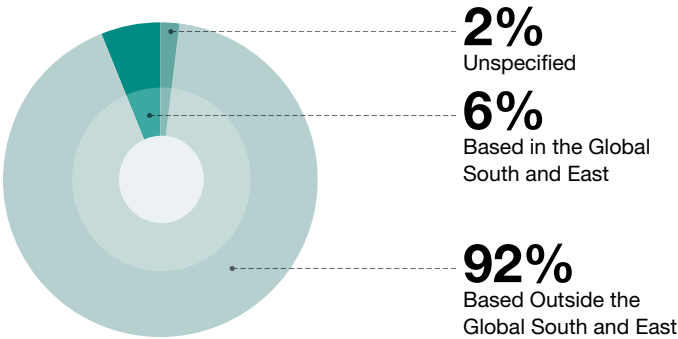


CHART 23.4: GLOBAL SOUTH AND EAST MULTIREGIONAL LGBTI FUNDING | ISSUE ADDRESSED (2019–2020)

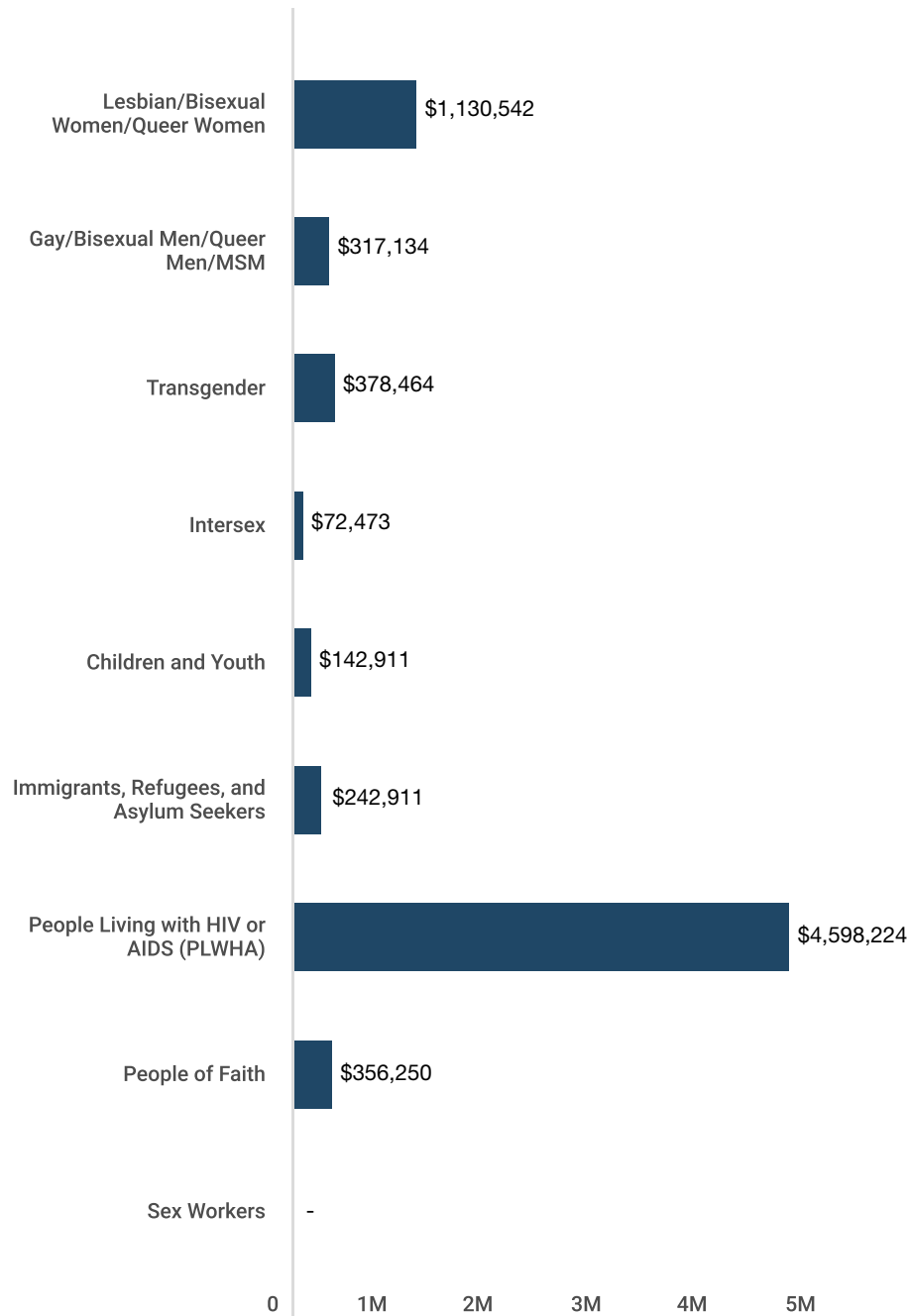


Issues and Sub-Issues	2019–2020	
Confronting Discrimination and Violence	\$225,000	1%
Confronting Homophobia, Biphobia, Transphobia, and Interphobia	\$225,000	1%
Economic Issues	\$179,546	1%
Labor/Employment	\$179,546	1%
Health and Wellbeing	\$4,648,545	20%
HIV/AIDS	\$4,648,545	20%
Human Rights	\$16,925,182	74%
Human Rights (General/Other)	\$15,009,048	66%
Decriminalization and Criminal Justice Reform	\$657,816	3%
Gender Identity Rights	\$390,453	2%
Intersex Rights	\$51,097	<1%
Nondiscrimination Protections	\$541,767	2%
Responding to Anti-Gender Ideology	\$70,000	<1%
Sexual and Reproductive Health and Rights	\$205,000	1%
Other Issues	\$483,826	2%
Philanthropy	\$483,826	2%
Strengthening Community, Families, and Visibility	\$353,607	2%
Community Building/Empowerment	\$200,000	1%
Religion	\$131,250	1%
Sports	\$22,357	<1%
Total	\$53,125,539	

CHART 23.5: GLOBAL SOUTH AND EAST MULTIREGIONAL LGBTI FUNDING | SELECTED POPULATION FOCUS (2019–2020)

R

In 2019-2020, the majority of funding in this region had a "General LGBQ" focus – totaling \$21 million.



BEHIND THE NUMBERS

THE AMSTERDAM NETWORK

The Amsterdam Network is a group of Global North LGBTI organizations collaborating to influence their governments’ integration of LGBTI rights in foreign policy and development assistance. Nine members of the Amsterdam Network were intermediary funders in 2019–2020, awarding grants as part of their advocacy efforts, and they each submitted grantmaking data for this report. Collectively, they awarded 656 grants and over \$16 million in funding for global LGBTI issues in 2019–2020. Comparing funding over time, the Amsterdam Network represents a greater amount of funding and number of grants than in the the previous report.

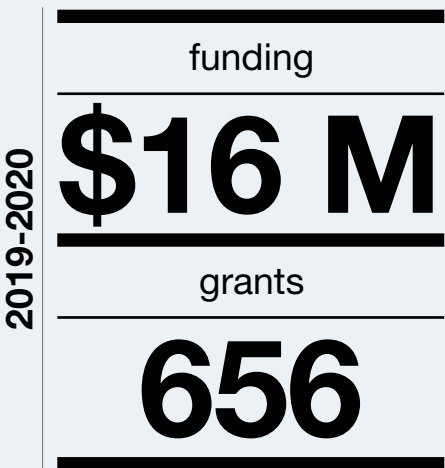


CHART 24.1: GLOBAL LGBTI FUNDING
AMSTERDAM NETWORK MEMBERS (2019–2020)

R + US -

Funder Name	Total Amount	# grants
COC Netherlands	\$7,958,136	310
FRI–The Association for Gender and Sexuality Diversity	\$1,664,749	10
OutRight Action International	\$1,383,840	151
Kaleidoscope Trust	\$1,339,487	55
Fundación Triángulo	\$1,251,220	13
RFSL–Swedish Federation for LGBTQI Rights	\$1,012,181	75
LGBT+ Denmark	\$910,616	4
Hirschfeld Eddy Foundation	\$371,838	13
Stonewall	\$117,252	29
Total	\$16,009,317	656

CHART 24.2: GLOBAL LGBTI FUNDING

AMSTERDAM NETWORK MEMBERS, REGIONAL FOCUS (2019–2020)

R + US -

Region	Total Amount	# grants
Asia and Pacific	\$4,099,624	143
Eastern Europe, Central Asia, and Russia	\$1,603,495	99
International	\$319,850	11
Latin America and the Caribbean	\$3,475,067	141
Middle East and North Africa	\$1,233,826	44
Sub-Saharan Africa	\$5,112,806	217
Western Europe	\$164,649	5
Total	\$16,009,317	656

AMSTERDAM NETWORK MEMBER INSTITUTIONS: Çavaria (Belgium), COC Netherlands, Council for Global Equality (U.S.), Dignity Network Canada, Egale Canada Human Rights Trust, FRI–The Association for Gender and Sexuality Diversity (Norway), Fundación Triángulo (Spain), InterLGBT (France), Kaleidoscope Trust (U.K.), LGBT+ Denmark, Lesbian and Gay Federation in Germany (LSVD), OutRight Action International (Global), RFSL–The Swedish Federation for Lesbian, Gay, Bisexual, Transgender, Queer and Intersex Rights, Seta (Finland), Stonewall (U.K.).

Observing organizations: Hivos (The Netherlands), ILGA World, ILGA–Europe, Global Philanthropy Project.

Funding for LGBTI Issues in the Global North

Over the two-year period of 2019–2020, 450 foundations, corporations, intermediaries, donor governments, and multilateral agencies awarded 10,772 grants totaling over \$360.9 million for LGBTI issues in the Global North.

For the purposes of this report, the Global North is defined to encompass Northern America and Western Europe. The regions include most of the world's highest-income countries.⁵⁷ They are home to around 9 percent of the global population yet received 63 percent of LGBTI funding in this time period.⁵⁸

Funding in the Global North has increased over the eight years of documented data; however, the amount and percentage of increase have fluctuated.⁵⁹

2019-2020

funding

\$360.9 M

grants

10,772

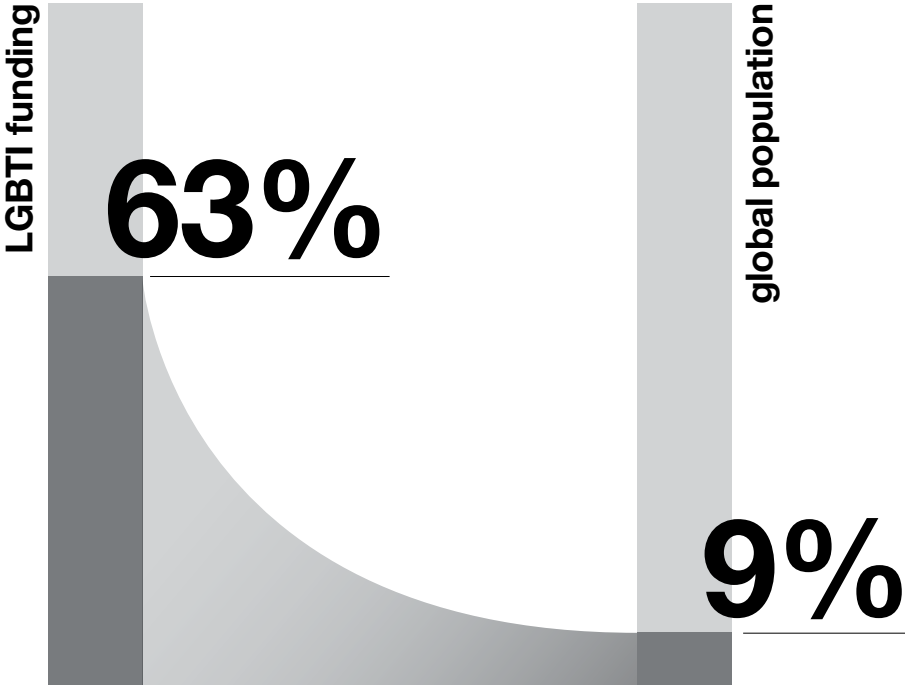
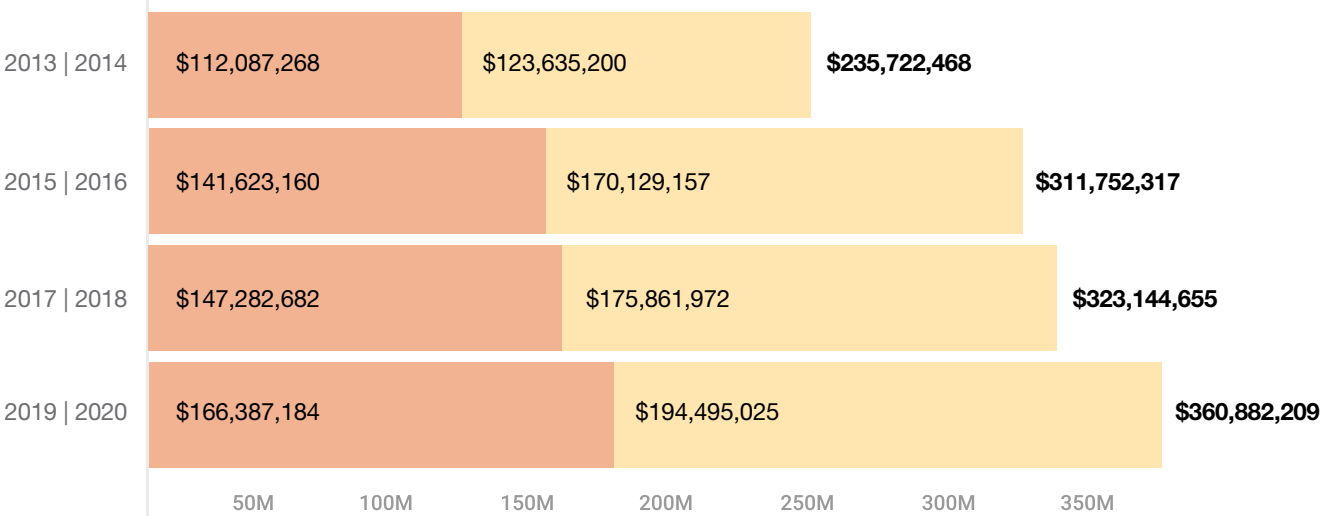
⁵⁷ The division of Global North and Global South countries was first proposed in 1980 through the Independent Commission on International Development Issues (known as the Brandt Commission), with countries such as Japan, South Korea, Taiwan, Australia, and New Zealand included as Global North countries. For the purposes of this report, these countries are included within the Global South and East analysis in the Asia and Pacific world region.

⁵⁸ Data retrieved March 13, 2022. <https://www.worldometers.info/world-population/population-by-region/>

⁵⁹ Some domestic government funding was included in the 2013–2014 and 2015–2016 reports and has been removed due to clarification of the report methodology.

CHART 25: GLOBAL NORTH LGBTI FUNDING | YEAR (2013–2020)

R — US +



Top Funders and Grant Recipients of LGBTI Funding for the Global North

When funds awarded for regranting are included, \$406.8 million was awarded to grants focused on the Global North. The top 10 funders with that geographic focus awarded nearly \$173 million, accounting for 42 percent of all LGBTI funding in the region. Of the funders in the top ten, nine were located in the United States, and one in the United Kingdom.⁶⁰

Overall, 93 percent of funding focused on the Global North was received from funders based in the Global North.

CHART 26.1: GLOBAL NORTH LGBTI FUNDING

TOP 10 FUNDERS, TOTAL AMOUNT (2019–2020)⁶¹

	Funder Name	Total Amount
1	Gilead Sciences	\$68,556,072
2	Arcus Foundation	\$17,352,000
3	Ford Foundation	\$15,715,361
4	Tides Foundation	\$15,453,243
5	Gill Foundation	\$15,020,000
6	Evelyn and Walter Haas, Jr. Fund	\$9,986,000
7	The National Lottery Community Fund	\$9,137,248
8	AIDS United	\$7,891,250
9	Foundation for a Just Society	\$6,865,000
10	Borealis Philanthropy	\$6,736,770

R + US +

NOTE: Anonymous donors awarded \$43 million during this period. Collectively, these anonymous grants rank as the second-largest source of funding for LGBTI issues in the Global North.⁶²

⁶⁰ In the case of grantmakers with offices in multiple global regions, grantmaker location generally refers to the primary headquarters. Moreover, if an institution reports grantmaking through U.S. 990 tax forms, it is considered U.S.-based for the purposes of this report methodology.

⁶¹ In contrast to other calculations in this report, all lists of top funders do include funds awarded for the purpose of regranting, in order to document the full amount of LGBTI funding flowing from (or through) each funder. The total funding for the Global North in 2019–2020 including regranting comes to \$406,792,789. This total also includes funding focused on the United States.

⁶² These grantees are anonymized by the reporting donors, out of concern for safety and security due to operating within hostile environments. As a result, this report cannot distinguish the number of grantees receiving these grants, and they are all included within the name “Anonymous” in the dataset. For this reason, the number of grantees is surely greater for each year than the numbers documented in this report.

The top 10 grant recipients of LGBTI funding for the Global North received a total of \$59.3 million, or 22 percent of the total. All top grant recipients were located in the United States.

NOTE: These totals include the full amount of any multiyear grants awarded over the two-year period of 2019–2020. As such, the totals may exceed their total two-year operating revenue for 2019–2020.

CHART 26.2: GLOBAL NORTH LGBTI FUNDING

TOP 10 GRANT RECIPIENTS (2019–2020)

Includes funding focused on the United States

	Grantee Name	Total Amount
1	GLAAD	13,758,866
2	AIDS United	12,646,500
3	Borealis Philanthropy	8,551,000
4	Astraea Lesbian Foundation for Justice	8,157,461
5	Transgender Law Center	7,762,889
6	Emory University	6,086,975
7	Human Rights Campaign	5,778,624
8	The Trevor Project	5,095,980
9	Funders for LGBTQ Issues	5,037,447
10	Wake Forest University	5,000,000



NOTE: Anonymous grant recipients based in the United States received 132 grants for a total of \$2.9 million over the two-year period of 2019–2020.⁶³

63 These grantees are anonymized either by the grantees themselves or by the reporting donors, out of concern for safety and security due to operating within hostile environments. As a result, this report cannot distinguish the number of grantees receiving these grants, and they are all included within the name “Anonymous” in the dataset. For this reason, the number of grantees is surely greater for each year than the numbers documented in this report.

Sources of LGBTI Funding for the Global North

Over the two-year period of 2019–2020, public foundations and corporations increased their support for LGBTI issues in the Global North, while private foundations and government and multilateral donors decreased their support for this area. Funding also increased from anonymous donors, whose type is unknown.⁶⁴

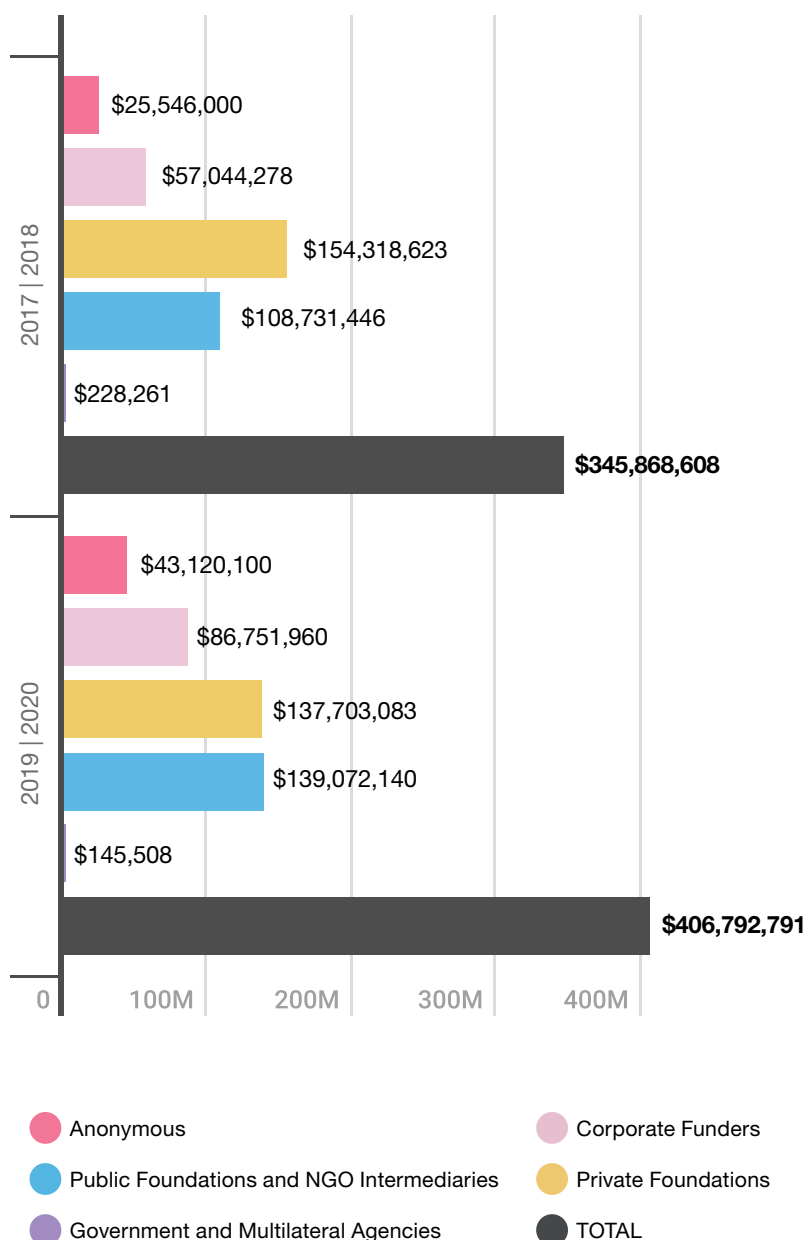
NOTE: Previous editions of the *Global Resources Report* have shared analysis of funding by the issue addressed and by population focus within the Global North. For the 2019–2020 edition, information was not available about grants focused on the United States at the time of publication and so these charts are not included. For a detailed analysis of LGBTI funding focused on the United States, please refer to Funders for LGBTQ Issues' annual Tracking Report: *Lesbian, Gay, Bisexual, Transgender and Queer Grantmaking by US Foundations*.

CHART 27: GLOBAL NORTH LGBTI FUNDING

DONOR TYPE (2017–2020)⁶⁵

Includes funding focused on the United States

R + US +

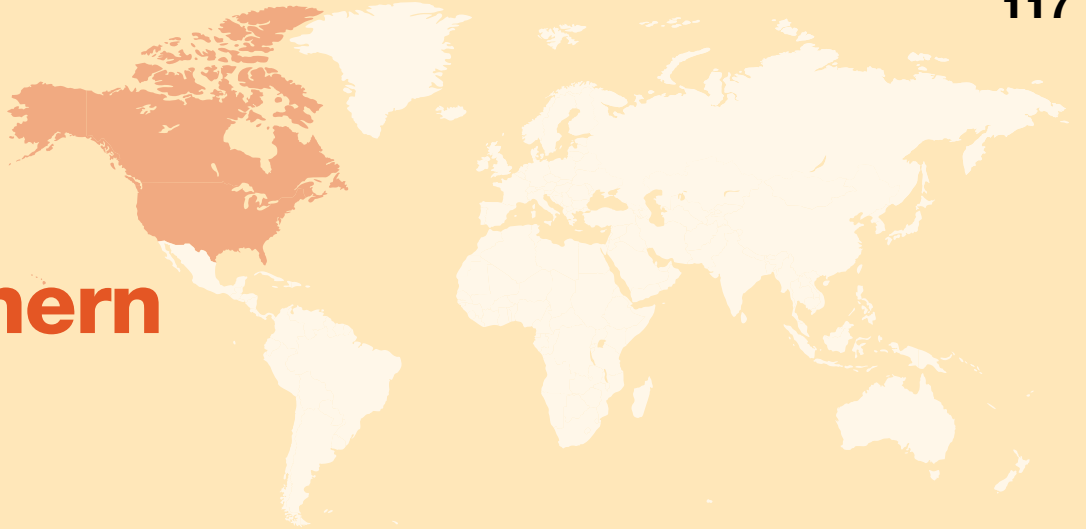


⁶⁴ Some domestic government funding was included in the 2013–2014 and 2015–2016 reports and has been removed from this listing due to clarification of the report methodology.

⁶⁵ In contrast to other calculations in this report, all lists of charts showing LGBTI Funding by Donor Type do include funds awarded for the purpose of regranting, in order to document the full amount of LGBTI funding flowing from (or through) each donor type.

SNAPSHOT

LGBTI Funding for Northern America



NORTHERN AMERICA (2019–2020)

NUMBER OF GRANTS

9,989

AVERAGE GRANT

\$33,169

MEDIAN GRANT

\$10,078

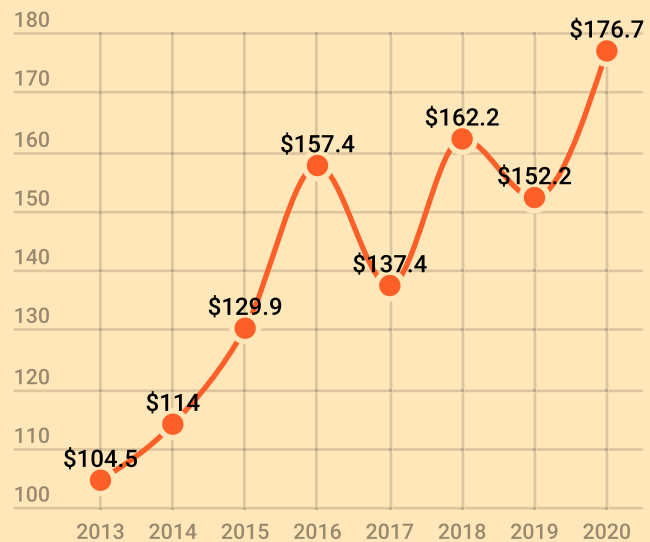
TOTAL FUNDING

\$328.9 M

CHART 28: NORTHERN AMERICA LGBTI FUNDING

YEAR (2013–2020)

R — US +



● AMOUNT IN \$ MILLIONS

Over the two-year period of 2019–2020, 347 grantmakers awarded \$328,902,270 focused on LGBTI issues in Northern America, representing a 10 percent increase compared to the prior report. However, the region showed a decrease in the number of funders and number of grants.⁶⁶

Of these totals, 99.8 percent of the total funds were focused on the United States, as were 99.3 percent of the number of grants. There were 338 grantmakers based in the United States, which accounted for 97.4 percent of the total number, with 6 grantmakers based in Canada, and 3 more based in Western Europe.

⁶⁶ This shift over time is discussed within Fluctuations by Reporting Period, [page 13](#).

For a detailed analysis of LGBTI funding focused on the United States, please refer to Funders for LGBTQ Issues' annual Tracking Report: *Lesbian, Gay, Bisexual, Transgender and Queer Grantmaking by US Foundations*. Because the U.S. is documented in detail in that report, this section presents an abridged snapshot focused on Canada.



LGBTI Funding Focused on Canada


Fifteen funders reported 69 grants awarded for work focused on Canada in 2019–2020, totaling nearly \$730,000 and representing an increase of 38 percent from the previous reporting period. Of this total, public foundation and intermediary NGO grants accounted for 48 percent of the giving, private foundations totaled 43 percent, and corporate funders totaled 9 percent.

Eight of the fifteen grantmakers were based in the United States, with six based in Canada and one based in Norway. There were 55 grantees based in Canada, with 1 based in the United States and 1 with a location that was not disclosed.

69
Grants

\$730k
Funds

+38%



Issues Addressed by LGBTI Funding for Canada

In 2019–2020, the largest amount and percentage of funding to Canada was focused on Health and Wellbeing, with 75 percent of that total going to the sub-issue of Mental Health, Substance Abuse, and Suicide Prevention—issues exacerbated by COVID-19.

Issues	2017–2018		2019–2020	
Confronting Discrimination & Violence	-	-	\$28,730	4%
Economic Issues	\$70,000	13%	\$35,839	5%
Education/Safe Schools	-	-	\$8,547	1%
Health and Wellbeing	\$187,135	35%	\$297,984	41%
Human Rights	\$244,305	46%	\$160,245	22%
Other Issues	\$10,000	2%	\$22,765	3%
Strengthening Community, Families, and Visibility	\$18,254	4%	\$175,571	24%
Total	\$529,694		\$729,681	

Population Focus of LGBTI Funding for Canada

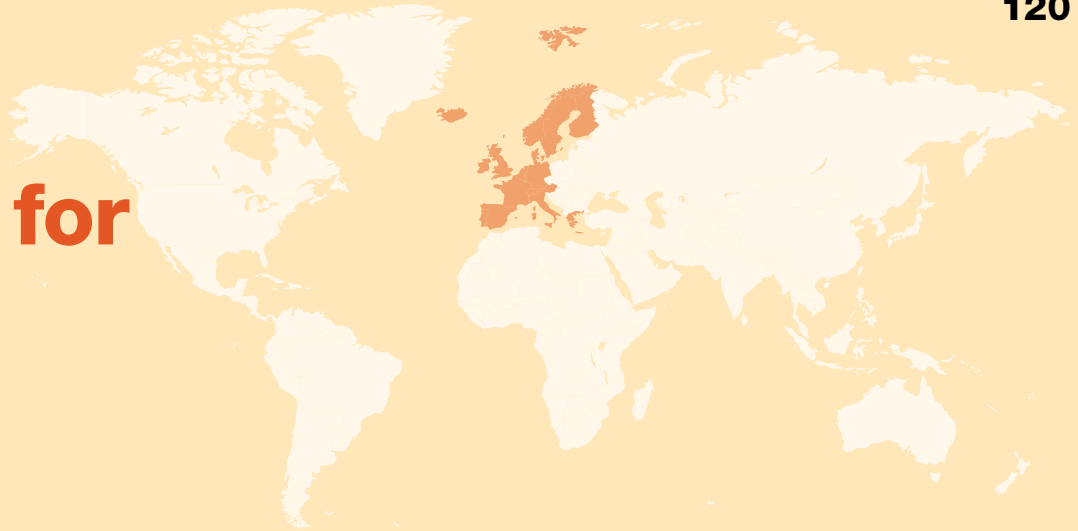
Funding focused on Lesbian/Bisexual Women/Queer Women accounted for 24 percent of the total, while funding for Gay/Bisexual Men/Queer Men/MSM accounted for 12 percent.

Trans funding accounted for seven percent of the Canadian total, while intersex funding accounted for only one percent.

Fluctuations in funding focused on Canada compared to prior years were almost entirely the result of shifts in which funders were included in the report—both in terms of increased reporting for LBQ and trans communities and in the absence of a major HIV funder that had been previously included as a large percentage of funding focused on Gay/Bisexual Men/Queer Men/MSM in the country.

SNAPSHOT

LGBTI Funding for Western Europe



NUMBER OF GRANTS

936

AVERAGE GRANT

\$34,203

MEDIAN GRANT

\$11,285

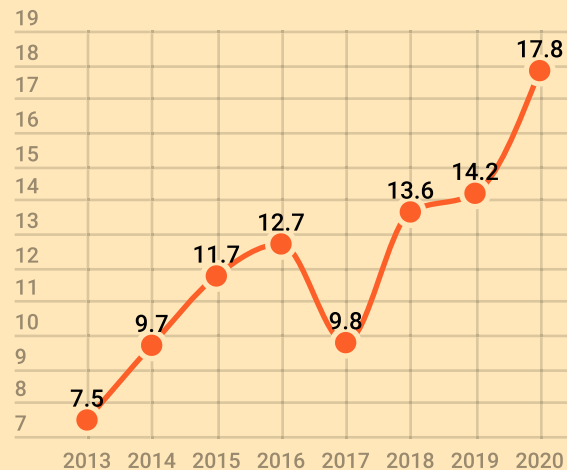
TOTAL FUNDING

\$32 M

Over the two-year period of 2019–2020, 103 grantmakers awarded \$31,979,939 focused on LGBTI issues in Western Europe. The region showed an increase in total grant amount, number of funders, and number of grants compared to the last reporting period.

Of the grant funding total documented for Western Europe, \$18.2 million (57 percent) was included in the 360Giving database that tracks foundation funding within the United Kingdom. This represented more than double the amount included from the 360Giving

CHART 29.1: WESTERN EUROPE LGBTI FUNDING

YEAR (2013–2020)⁶⁷

● AMOUNT IN \$ MILLIONS

database in 2017–2018, when funds from that database accounted for closer to one-third of the regional total.

LGBTI funding documented from the 360Giving database was entirely (100 percent) focused on work in the United Kingdom and accounted for 71 percent of

the total awarded to the U.K. As a result, funding focused on the U.K. is overrepresented because of having more infrastructure for transparent foundation grant reporting than other countries in the region.

⁶⁷ Some domestic government funding was included in the 2013–2014 and 2015–2016 reports and has been removed from this listing due to clarification of the report methodology.

Top Funders of LGBTI Issues in
Western Europe

When funds awarded for regranting are included, over \$32 million was awarded to grants focused on Western Europe. The top 10 funders with that geographic focus awarded \$21.8 million, accounting for 68 percent of all LGBTI funding in the region. Eight of the leading funders were based in Western Europe, and two were based in the United States.

CHART 29.2: WESTERN EUROPE LGBTI FUNDING
TOP 10 FUNDERS (2019–2020)⁶⁸



	FUNDER NAME	TOTAL FUNDS FOR THE REGION
1	The National Lottery Community Fund	\$9,137,248
2	Paul Hamlyn Foundation	\$2,130,237
3	The Henry Smith Charity	\$1,694,852
4	The Tudor Trust	\$1,590,744
5	Gilead Sciences	\$1,486,617
6	Comic Relief	\$1,464,941
7	Consortium of Lesbian, Gay, Bisexual and Transgender Voluntary and Community Organisations	\$1,241,860
8	BBC Children in Need	\$1,162,256
9	Esmée Fairbairn Foundation	\$986,575
10	Tides Foundation	\$921,690

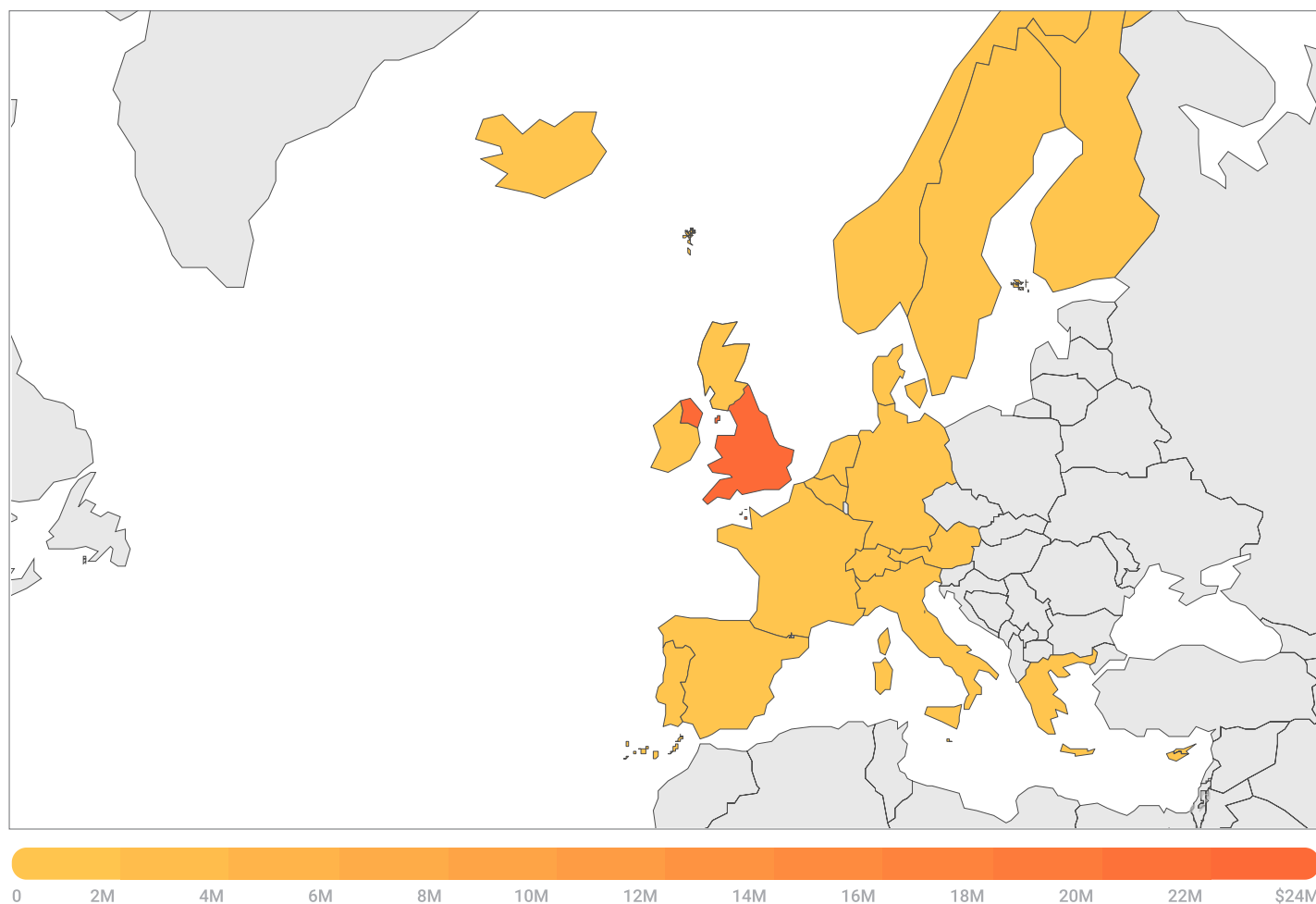
NOTE: Anonymous donors awarded \$647,500 during this period.

⁶⁸ In contrast to other calculations in this report, all lists of top funders do include funds awarded for the purpose of regranting, in order to document the full amount of LGBTI funding flowing from (or through) each funder. The total regional funding for Western Europe in 2019–2020 including regranting comes to \$32,204,632.

CHART 29.3: SUB-SAHARAN AFRICA LGBTI FUNDING

COUNTRY FOCUS (2019–2020)

R —



COUNTRY	TOTAL FUNDS RECEIVED
United Kingdom	\$25,845,347
Germany	\$1,214,921
Italy	\$912,521
Ireland	\$734,420
Netherlands	\$501,155
France	\$468,684
Spain	\$306,994
Switzerland	\$302,223
Austria	\$292,190
Belgium	\$149,837
Greece	\$78,406

Portugal	\$62,254
Malta	\$45,162
Iceland	\$22,000
Denmark	\$20,000
Sweden	\$18,421
Cyprus	\$15,960
Finland	\$6,568
Norway	\$1,828
Scotland	\$901
Multiple countries	\$980,148

LGBTI Funding for Western Europe, by Recipient Location

Nearly all LGBTI funding focused on Western Europe went to grantees based in the region, except \$104,000 going to organizations based in Mexico and the United States.

99.7%
to Western Europe organizations

CHART 29.4: WESTERN EUROPE LGBTI FUNDING | GRANTEE LOCATION (2019–2020)

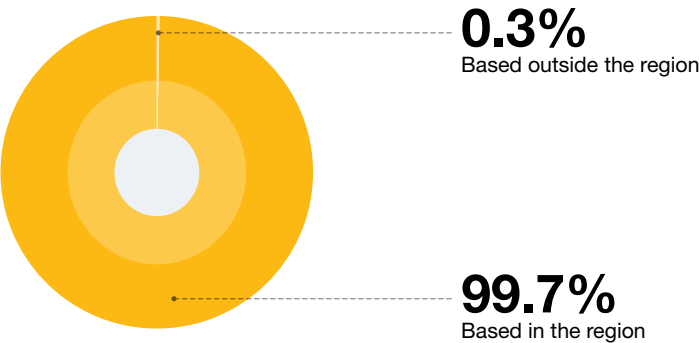


CHART 29.5: WESTERN EUROPE LGBTI FUNDING | ISSUE ADDRESSED (2017–2020)



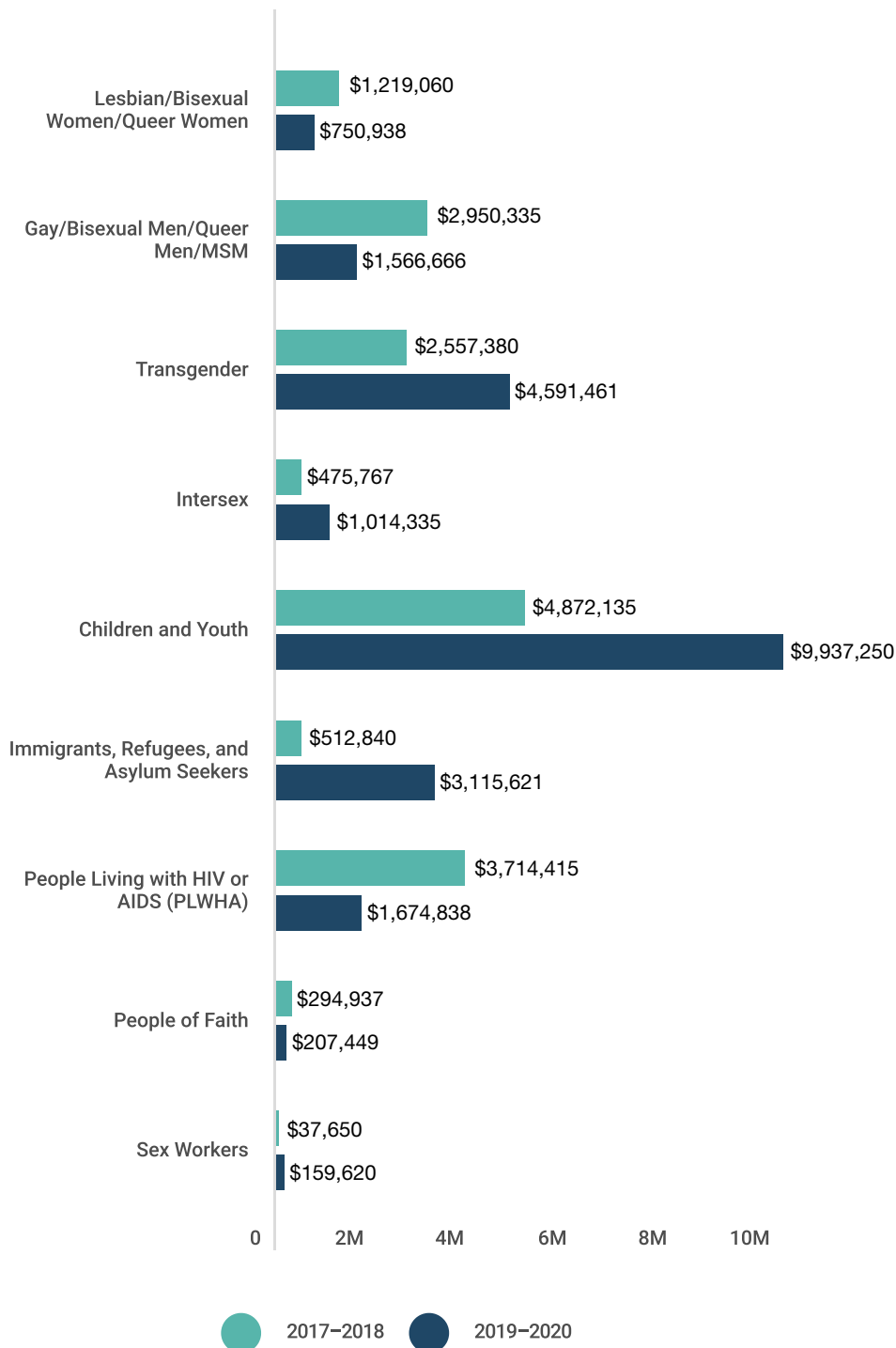
Issues and Sub-Issues	2017–2018		2019–2020	
Confronting Discrimination and Violence	\$2,162,248	9%	\$615,261	2%
Anti-Violence	\$662,707	3%	\$258,969	1%
Confronting Homophobia, Biphobia, Transphobia, and Interphobia	\$1,499,540	6%	\$356,292	1%
Economic Issues	\$300,217	1%	\$1,762,316	6%
Housing and Homelessness	\$281,217	1%	\$1,079,222	3%
Labor/Employment	\$19,000	<1%	\$683,094	2%
Education/Safe Schools	\$200,091	1%	\$312,769	1%
Education	-	-	\$4,494	<1%
Safe Schools	\$200,091	1%	\$308,275	1%
Health and Wellbeing	\$8,613,724	37%	\$14,372,900	45%
Cultural Competence and Data Collection	\$192,894	1%	-	-
General Health Services and Health Promotion	\$2,658,508	11%	\$127,465	<1%
HIV/AIDS	\$3,965,433	17%	\$1,804,385	6%
Mental Health, Substance Abuse, and Suicide Prevention	\$1,796,889	8%	\$12,441,050	39%
Human Rights	\$4,847,000	21%	\$6,210,014	19%
Human Rights (General/Other)	\$2,874,365	12%	\$1,962,600	6%
Challenging Anti-LGBTQI Laws	\$19,818	<1%	-	-
Gender Identity Rights	\$947,351	4%	\$922,422	3%
Immigration and Refugee Issues	\$459,916	2%	\$2,173,116	7%
Intersex Rights	\$458,632	2%	\$995,403	3%
Marriage/Civil Unions	\$3,593	<1%	-	-
Responding to Anti-Gender Ideology	-	-	\$127,100	<1%
Sexual and Reproductive Health and Rights	\$83,325	<1%	\$29,373	<1%
Humanitarian Response	-	-	\$234,170	1%
Humanitarian Response	-	-	\$234,170	1%
Other Issues	\$370,397	2%	\$117,994	<1%
Multi-Issue	\$187,808	1%	-	-
Philanthropy	\$182,589	1%	\$117,994	<1%
Strengthening Community, Families, and Visibility	\$6,904,554	30%	\$8,354,515	26%
Community Building/Empowerment	\$4,955,111	21%	\$6,163,503	19%
Religion	\$428,739	2%	\$112,649	<1%
Sports	\$384,421	2%	\$665,215	2%
Strengthening Families	\$259,956	1%	\$249,455	1%
Visibility	\$876,328	4%	\$1,163,693	4%
Total	\$23,398,231		\$31,979,939	

Population Focus of LGBTI Funding for Western Europe

CHART 29.6: WESTERN EUROPE LGBTI FUNDING | SELECTED POPULATION FOCUS (2017–2020)



In 2019–2020, the majority of funding in this region maintained a "General LGBQ" focus – totaling \$24.1 million.



Funding for International LGBTI Issues

Over the two years of 2019–2020, 47 grantmakers awarded \$31,170,438 to organizations and projects working on LGBTI issues with an international focus.⁶⁹ This geographic focus encompasses all funding that crosses country and regional boundaries and could include funding to promote LGBTI issues globally through advocacy to international bodies.

In this report, funding focused on the full African or European continents is also categorized as international because it encompasses multiple world regions in the report taxonomy.

Reported funding for international LGBTI issues has decreased during the two previous reporting cycles; however, this is partly due to methodological improvements enabling the identification of a more specific geographic focus in this edition of the report

2019-2020

funding

\$31.17 M

grantmakers

47

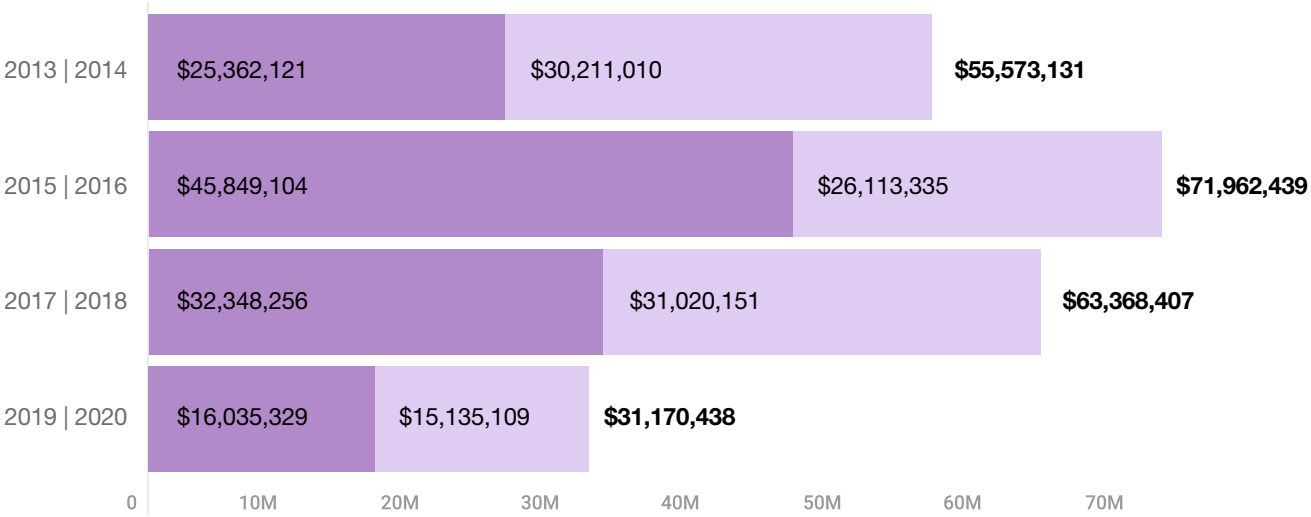
grants

310

⁶⁹ Note that this section refers to the Global Focus area of International funding.

CHART 30.1 INTERNATIONAL LGBTI FUNDING | YEAR (2013–2020)

R — US —



Top Funders and Recipients

When funds awarded for regranting are included, over \$46 million was awarded to grants focused internationally. The top 10 funders with that geographic focus awarded over \$36 million, accounting for 78 percent of all internationally focused LGBTI funding. Four of these top donors were governments and one was a multilateral agency. Eight of the top ten donors were based in Western Europe, and two were based in the United States.

CHART 30.2 INTERNATIONAL LGBTI FUNDING

TOP 10 FUNDERS (2019–2020)⁷⁰

	Funder Name	Total Amount
1	Government of the Netherlands	\$11,099,807
2	Government of the United Kingdom	\$6,847,635
3	Government of Denmark	\$5,433,534
4	Open Society Foundations	\$2,441,000
5	Dreilinden	\$2,138,673
6	European Union	\$2,023,276
7	Ford Foundation	\$1,950,000
8	Oak Foundation	\$1,900,000
9	Government of Finland	\$1,136,992
10	Norwegian Helsinki Committee	\$1,136,207



NOTE: Anonymous funders awarded 13 grants totaling nearly \$3.3 million for international LGBTI issues during 2019–2020. Collectively, these anonymous grants rank as the fourth-largest source of LGBTI funding for this geographic focus.

⁷⁰ In contrast to other calculations in this report, all lists of top funders do include funds awarded for the purpose of regranting, in order to document the full amount of LGBTI funding flowing from (or through) each funder. The total funding for International Issues in 2019–2020 including regranting comes to \$46,301,556.

The top 10 grant recipients of LGBTI funding for internationally focused work received a total of over \$19 million, or 61 percent of the total. Five of the top ten grant recipients were organizations based in the United States, and five were based in Western Europe. While the list below excludes known regranting, 5 of the top 10 grant recipients are also intermediary grantmakers.

CHART 30.3: INTERNATIONAL LGBTI FUNDING
TOP 10 GRANT RECIPIENTS (2019–2020)

	Grantee Name	Total Amount
1	OutRight Action International	\$4,689,557
2	COC Netherlands	\$4,541,227
3	Equality and Justice Alliance (Consortium) ⁷¹	\$2,049,499
4	ILGA World–The International Lesbian, Gay, Bisexual, Trans and Intersex Association	\$1,606,763
5	Astraea Lesbian Foundation for Justice	\$1,295,694
6	Frontline AIDS	\$1,167,147
7	Freedom House (Consortium) ⁷²	\$1,123,464
8	Global Action for Trans Equality	\$911,591
9	Westminster Foundation for Democracy	\$837,817
10	Human Rights Watch	\$820,000

R — US —

NOTE: Anonymous grantees were awarded 139 grants totaling \$1.6 million for internationally focused LGBTI issues during 2019–2020.⁷³

NOTE: The totals listed in this chart include the full amount of any multiyear grant awarded over the two-year period of 2019–2020. Many of the top recipients received grants awarded for a period of three years or more. As such, their totals listed may exceed their two-year operating revenue for 2019–2020.

⁷¹ Funds awarded to consortium of international LGBT+ and women’s rights NGOs, including Kaleidoscope Trust, Human Dignity Trust, Royal Commonwealth Society, and Sisters for Change.

⁷² Funds awarded for the Dignity for All: LGBTI Assistance Program.

⁷³ These grantees are anonymized either by the grantees themselves or by the reporting donors, out of concern for safety and security due to operating within hostile environments. As a result, this report cannot distinguish the number of grantees receiving these grants, and they are all included within the name “Anonymous” in the dataset. For this reason, the number of grantees is surely greater for each year than the numbers documented in this report.

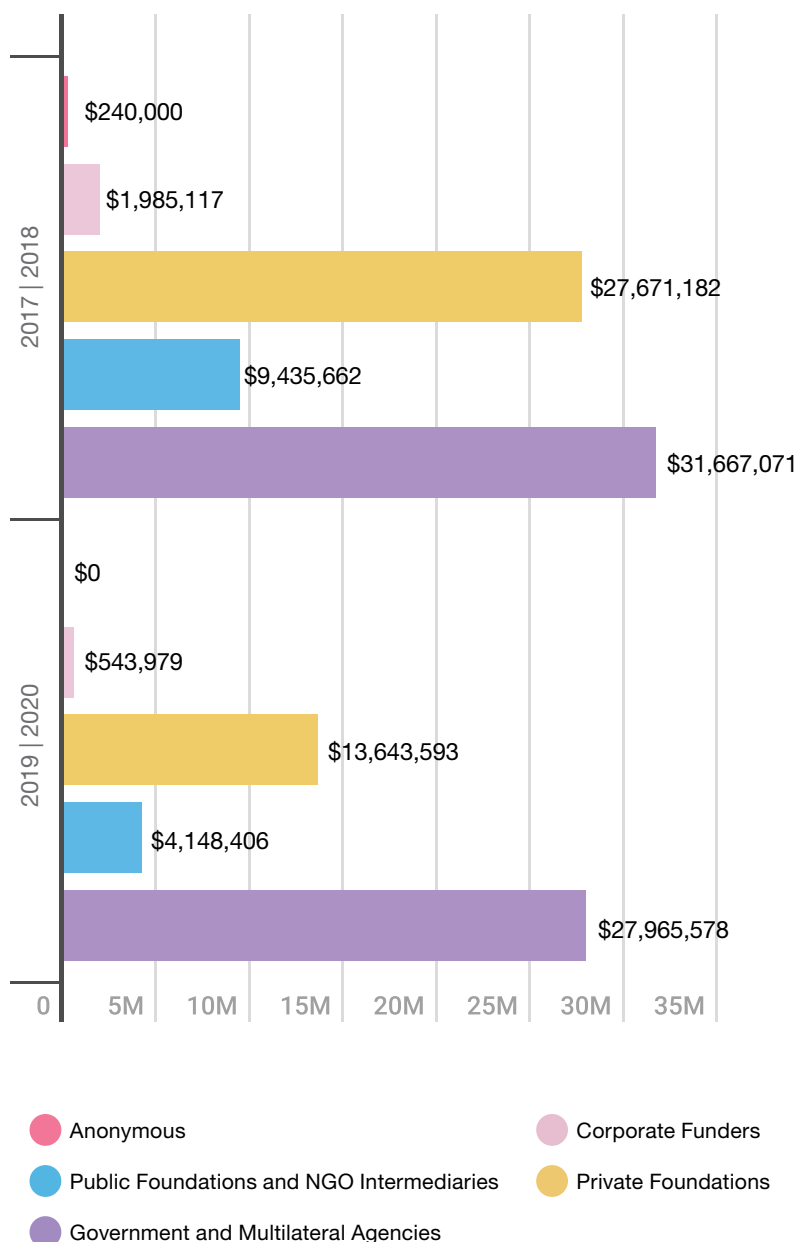
Sources of Funding for International LGBTI Issues

During 2019–2020, the highest percentage of international LGBTI funding, 60 percent, was awarded by Donor Government and Multilateral Agencies. Private Foundations were the next highest type of funder, at 29 percent.

Compared to the two-year period of 2017–2018, all donor types significantly decreased their funding in this geographic focus. As a reminder, this is in part due to methodological improvements enabling the identification of more specific geographic focus in this edition of the report.

CHART 30.4: INTERNATIONAL LGBTI FUNDING

DONOR TYPE (2017–2020)



Issues Addressed by
International LGBTI Issues

Reviewing funding for internationally focused LGBTI issues, some similar themes emerge to those noted in the global view, and some specific elements stand out.

Again, decreases in Other Issues and the sub-issue of Sexual and Reproductive Health and Rights are due in large part to methodological improvements that enabled assigning more specific geographic focus.

While some funding was assigned to the (new for this report) issue of Humanitarian Response, international LGBTI funding differed from other geographic snapshots by decreasing for the sub-issues of Mental Health, Substance Abuse, and Suicide Prevention and Community Building/Empowerment. A number of other decreases stand out in this region, including funding for General Human Rights, HIV/AIDS, and Religion. In the case of internationally focused HIV/AIDS funding, this drop is in part due to some large HIV-focused funders being included in the previous edition of this report but not in this edition.⁷⁴

For Other Issues, these decreases are in large part further impacts of the previously noted methodological improvements.

74 See BEHIND THE NUMBERS: Which Funders Are Missing from This Report? on [page 134](#) for more information.

CHART 30.5: INTERNATIONAL LGBTI FUNDING
ISSUE AND SUB-ISSUE ADDRESSED (2017–2020)

R — US —

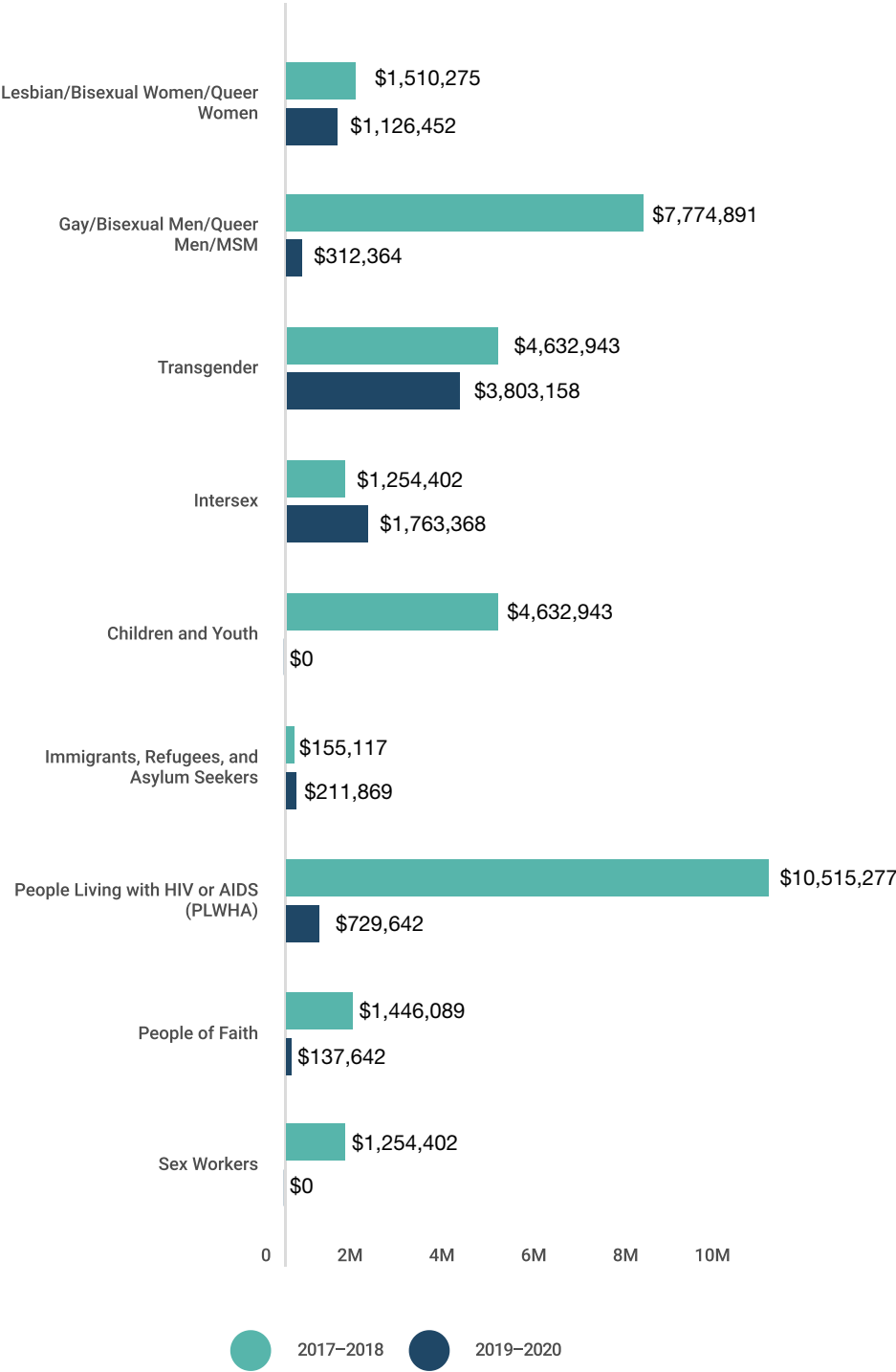
Issues and Sub-Issues	2017–2018		2019–2020	
Confronting Discrimination and Violence	\$341,785	1%	\$1,030,283	3%
Anti-Violence	\$55,285	<1%	\$879,783	2%
Confronting Homophobia, Biphobia, Transphobia, and Interphobia	\$286,500	<1%	\$150,500	<1%
Economic Issues	\$159,718	<1%	\$140,223	<1%
Food Security	\$200	<1%	-	-
Labor/Employment	\$159,518	<1%	\$140,223	<1%
Education/Safe Schools	\$74,000	<1%	-	-
Education	\$64,000	<1%	-	-
Safe Schools	\$10,000	<1%	-	-
Health and Wellbeing	\$10,777,277	17%	\$605,955	2%
General Health Services and Health Promotion	\$50,000	<1%	-	-
HIV/AIDS	\$10,522,277	17%	\$605,955	2%
Mental Health, Substance Abuse, and Suicide Prevention	\$205,000	<1%	-	-
Human Rights	\$46,767,585	74%	\$28,076,524	77%
Human Rights (General/Other)	\$38,424,996	61%	\$23,632,088	65%
Challenging Anti-LGBTQI Laws	\$773,339	1%	\$150,000	<1%
Decriminalization and Criminal Justice Reform	\$77,924	<1%	\$352,000	1%
Gender Identity Rights	\$2,707,782	4%	\$2,174,103	6%
Immigration and Refugee Issues	\$114,642	<1%	\$186,869	<1%
Intersex Rights	\$375,029	1%	\$332,121	1%
Marriage/Civil Unions	\$600,000	1%	\$225,000	1%
Nondiscrimination Protections	\$50,000	<1%	-	-
Religious Exemptions	\$100,000	<1%	-	-
Responding to Anti-Gender Ideology	-	-	\$337,500	1%
Sexual and Reproductive Health and Rights	\$3,543,873	6%	\$686,843	2%
Humanitarian Response	-	-	\$545,418	2%
Humanitarian Response	-	-	\$545,418	2%
Other Issues	\$2,971,592	5%	\$417,496	1%
Multi-Issue	\$285,286	<1%	-	-
Philanthropy	\$2,686,307	4%	\$417,496	1%
Strengthening Community, Families, and Visibility	\$2,186,882	3%	\$354,539	1%
Community Building/Empowerment	\$242,629	<1%	\$157,647	<1%
Religion	\$1,192,489	2%	\$137,642	<1%
Strengthening Families	\$275,000	<1%	-	-
Sports	-	-	\$42,069	<1%
Visibility	\$476,764	1%	\$17,181	<1%
Total	\$63,278,839		\$31,170,438	

Population Focus of International LGBTI Funding

CHART 30.6: INTERNATIONAL LGBTI FUNDING | SELECTED POPULATION FOCUS (2017–2020)

R — US —

In 2019–2020, the majority of funding in this region maintained a "General LGBTQ" focus – totaling \$25.7 million.



WHICH FUNDERS ARE MISSING FROM THIS REPORT?

This edition of the *Global Resources Report* includes data on LGBTI grants awarded by over 500 funding institutions including foundations, intermediaries, corporations, donor government agencies, and multilateral agencies. However, as with any research effort, there are gaps in the available data.

As in previous editions of the report, several funders who are known to have awarded LGBTI grants are not able to be included in cases where funders did not report data directly to the *Global Resources Report* and no other reliable public documentation of their grantmaking was available.

Government and Multilateral Donors

As in past reports, the most notable gap in this edition of the *Global Resources Report* is a lack of data on grants awarded by the **Government of the United States**.

This includes the multi-donor **LGBTI Global Human Rights Initiative** (GHRI), which is managed by USAID, and the **Global Equality Fund** (GEF), a pooled fund focused on advancing LGBTI rights around the world, housed within the U.S. Department of State. GHRI is a five-year (2019–2024) public-private partnership that leverages financial and technical contributions from multiple parties including the United States, Canada, Sweden, and other public and private donors.⁷⁵ The GEF receives contributions from the U.S. government as well as

several other government agencies in Europe and Latin America, and from private foundations and corporations.⁷⁶

The U.S. government and the Global Equality Fund provided data to the *Global Resources Report* for one year, 2014, which was included in the first edition of the report. In that year, the U.S. government awarded \$11.1 million in grants focused on LGBTI communities, with an additional \$7.6 million in funds awarded through the Global Equality Fund. The Global Equality Fund also reported \$10.9 million in grants awarded in 2015 through their public annual report released in 2016. Unfortunately, no public report has been released in the

⁷⁵ The Multi-Donor LGBTI Global Human Rights Initiative. (2021). USAID. Accessed April 5, 2022 at <https://www.usaid.gov/documents/multi-donor-lgbti-global-human-rights-initiative>

⁷⁶ Global Equality Fund. U.S. Department of State. Accessed April 5, 2022, at <https://www.state.gov/global-equality-fund/>

following years; however, a 2021 statement from the White House noted that "Since its launch in 2011, the Global Equality Fund has provided more than \$83 million in funding through small grants, emergency and rapid response assistance, and support for more than 50 technical assistance projects in more than 100 countries worldwide."⁷⁷

Unless otherwise noted, when this report presents funding trend lines over time (2013–2020), the funding totals document all data available, including the 2014 and 2015 funding from the U.S. government and the Global Equality Fund.

Based on previous funding and anecdotal information, we estimate about \$65 million of LGBTI grants from the U.S. Government and the Global Equality Fund are missing from this 2019–2020 report. This would equal about 9 percent of the total grant amount included in this report (including funds awarded for regranting).

This gap is even more prominent in LGBTI funding for the Global South and East, which is where the majority of documented funding from the U.S. Government and Global Equality Fund has been devoted. Adding the full amount of funding from the U.S. Government

and the Global Equality Fund to the Global South and East totals for 2019–2020 could increase that total by close to one-third.

This significant percentage of global LGBTI funding, and especially funding focused on the Global South and East is unfortunately, unable to be publicly documented or incorporated into broader strategic conversations within the philanthropic community.

A number of additional governments that have previously been included in the report did not share data for this edition. These are the **Government of Chile** (previously included in 2015–2016), the **Government of France** (included in the past three editions), and the **Government of Luxembourg** (included in the past edition).

Another key multilateral funder missing from this report is the **World Bank**, which was included in the 2015–2016 and 2017–2018 editions of this report but was not able to share a full data submission for 2019 and 2020. However, the World Bank did report that they had awarded over \$6.8 million in global funding focused on LGBTI communities, of which \$5.1 million (75 percent) was focused on HIV response. If these funds were

included in the dataset at the global level, HIV/AIDS as a sub-issue would have reached the same percentage of total funding as in the previous reporting period.

Further, in the 2017–2018 edition of this report, **The Global Fund to Fight AIDS, Tuberculosis and Malaria** was not able to be included in the overall dataset but was featured in a specific "Behind the Numbers" section with a total estimated investment of \$108.5 million in HIV programs for gay men and other men who have sex with men (MSM) and for trans communities. This report does not include a similar focus section.

⁷⁷ Fact Sheet: The Biden-Harris Administration Is Advancing LGBTQI+ Human Rights at Home and Across the Globe. (2021). WhiteHouse.Gov. Accessed April 5, 2022, at <https://www.whitehouse.gov/briefing-room/statements-releases/2021/05/17/fact-sheet-the-biden-harris-administration-is-advancing-lgbtqi-human-rights-at-home-and-across-the-globe/>

Foundations, Wealth Advisors, and Corporations



There are also a number of foundations that reported significant LGBTI grantmaking in previous cycles yet did not report grants awarded in 2019–2020. In many cases, this is due to multiyear funding cycles where a round of previously reported funding is still being disbursed. Among the largest previous reporters not included in this edition of the report are Aids Fondet, Bread for the World, Danish Family Planning Association, and Fondation de France.



Additionally, several key known NGO intermediary regranters were not able to report for this cycle, including All Out, Diakonia, the Eurocentralasian Lesbian* Community (EL*C) Urgent Response Fund, and Rainbow Railroad.



The Equality Without Borders Fund (EWB) again shared their funding impact, reporting over \$4.2 million in grants during 2019 and 2020. EWB is an initiative that helps individual donors from multiple countries to support groups from around the world. The combined funding from these donors is not otherwise visible as a distinct entity within this report because these grants are either reported by each independent giving vehicle or included as anonymous funding.



GPP also reached out to over 20 wealth advisors or financial management firms inviting them to share information toward documenting the financial impact of such advisories and high net wealth individual donors in funding global LGBTI movements and communities. No new reporting resulted from this outreach.

●

In this edition of the report, GPP also put significant effort into increasing the number of included corporate foundations. Working with the global LGBTQ+ business network Out Leadership,⁷⁸ GPP and Out Leadership partners reached out personally to representatives of over 25 corporations that had not previously shared grants data. A number of these corporations are also affiliated with LGBTI+ business networks, including Partnership for Global LGBTI Equality (PGLE),⁷⁹ Open for Business,⁸⁰ and East Meets West.⁸¹ Unfortunately, only one new corporation participated in the report in this edition.


These challenges highlight the importance of grantmaker transparency, which must continue to be commonly held as a best practice in the field of LGBTI grantmaking. With future network-building, advocacy, and increased reporting, future editions of this report will continue to expand our abilities to tell the story of the full ecosystem of LGBTI global funding with cohesive, nuanced, and detailed accuracy.

⁷⁸ <https://outleadership.com/>

⁷⁹ <https://www.global-lgbti.org/>

⁸⁰ <https://open-for-business.org/>

⁸¹ <https://www.eastmeetswest.eu/>



Methodology

The 2019–2020 *Global Resources Report* provides an analysis of grant-level data for grants awarded in 2019 and 2020 to support lesbian, gay, bisexual, transgender, and intersex (LGBTI) issues. This section provides an overview of the methodology used to document the complex global funding landscape for LGBTI issues today.⁸²

DEFINING AN LGBTI GRANT

This report collects and analyzes data on grantmaking that specifically focuses on lesbian, gay, bisexual, transgender, and intersex issues⁸³ and includes two sets of grants: (1) grants awarded to organizations that primarily focus on LGBTI communities and (2) grants awarded to organizations that serve a larger audience and are directed to a project that specifically focuses on LGBTI communities.

The data does not include grants to organizations or projects that are generally inclusive of LGBTI people unless they explicitly address an LGBTI issue or population. For

example, a human rights organization receiving a grant to provide asylum services to marginalized refugees, open and welcoming of all refugees including LGBTI people, would not have been included in the data. If that same human rights organization received a grant to provide asylum services specifically supporting LGBTI refugees, it would have been included.

In some cases, donors who track funding to multiple impacted populations have been able to identify a prorated percentage of a larger grant with demonstrated LGBTI focus.

⁸² This methodology was developed in partnership by Global Philanthropy Project and Funders for LGBTQ Issues in close collaboration with the *Global Resources Report* advisory committees across each edition of the research. A full list of the 2019–2020 committee members is included in the acknowledgements at the end of this report.

⁸³ Many grantmakers and civil society groups use alternate terms to name these populations including SOGIGESC, referring to Sexual Orientation, Gender Identity, Gender Expression, and Sex Characteristics.

While both LGBTI-focused and LGBTI-inclusive grants can have a significant impact on LGBTI communities, LGBTI-focused grants are distinct in that, by definition, they work to proactively address the unique challenges, disparities, and rights abuses faced by LGBTI communities. It is also more feasible to attain a consistent and comprehensive picture of LGBTI-focused grants, while a dataset of LGBTI-inclusive grants would be difficult to map consistently and could misleadingly inflate the level of support for LGBTI communities.

DATA SOURCES

The *Global Resources Report* grant database is developed predominantly through self-reporting, with participating grantmakers directly providing data on all LGBTI-related grants. When possible, grantmakers provide information on the grantee name, mission, and location as well as grant description, type of support, year, amount awarded for each individual grant, and other details.

Foundations based in the United States provide data to Funders for LGBTQ Issues, while Global Philanthropy Project collects data for foundations based outside of the United States and for all government and multilateral donors. Funders for LGBTQ Issues and Global Philanthropy Project work closely together to incorporate all relevant data into the *Global Resources Report*.

Direct data submissions may also be supplemented by a review of official disclosure documents, annual reports, press releases, and online grants databases. Funders for LGBTQ Issues' data collection method includes a review of U.S. tax return form 990 for foundations and nonprofit institutions. Global Philanthropy Project utilizes additional datasets from the 360Giving database of foundation funding in the United Kingdom and the Candid Foundation Maps global dataset for both LGBT and intersex funding.

QUALITY CONTROL AND CODING

Once received, grants are reviewed by the research team for consistency and accuracy. In order to maximize the consistency and overall quality of data, some grants are eliminated from the dataset if they fall outside the research parameters. For example, a grant would be excluded if it was awarded outside the two-year period of 2019–2020 or if it did not have an explicit LGBTI focus. Additional information is requested from the submitting funder in some cases.

Once reviewed, grants are coded by the data analysis team, drawing on information provided about both the grantee and the grant description. In both quality control and coding, the overarching goal is to ensure data consistency.

DEFINING AN LGBTI GRANT

The following types of funders are included in this report.

- **Private foundations:** Nongovernmental and/or nonprofit organizations or charitable trusts whose funding is typically endowed by a family or an individual donor, or through the sale of corporate assets. Private foundations do not solicit funds from the public.
- **Public foundations:** Institutions set up to raise funds from the general public in order to award grants. Some public foundations also function as intermediary funders, receiving funds from other foundations or development agencies in order to regrant those funds to civil society organizations and grassroots groups.
- **Intermediary organizations:** Nongovernmental and/or civil society organizations (CSOs) operating a range of programs, including the regranting of funds received from foundations or development agencies to other (generally smaller) civil society organizations and grassroots groups.
- **Corporate funders:** Foundations and grantmaking programs at for-profit organizations.
- **Governments:** Funding awarded by donor governments through a range of agencies and embassies. This report documents government funding focused on international development efforts to advance LGBTI rights and does not include governments' domestic funding.
- **Multilateral agencies:** Organizations formed by multiple countries for the purpose of joint funding or other types of cooperation.
- **Anonymous funders:** Foundations and funds seeking to maintain anonymity in their giving.⁸⁴

For the purposes of this report, donor government and multilateral agencies are reported in a single category, as are public foundations and NGO intermediaries.

Data from individual donors was not collected unless the funding was awarded through a philanthropic entity, such as a private foundation or a donor-advised fund housed at a public foundation.

GRANT AWARDS AND DISBURSEMENTS

This report provides data on the year of grant award as opposed to the year(s) of grant disbursement. This means that for multiyear commitments, the full sum of the grant is counted in the year in which it was awarded.

For example, a three-year grant for \$30,000 awarded in 2019 and disbursed in three annual payments of \$10,000 would be documented in this report as a \$30,000 grant in 2019 as opposed to \$10,000 grants in 2019, 2020, and 2021.

CURRENCIES

All figures are reported in U.S. dollars. When data was provided in another currency, grant amounts were converted to U.S. dollars based on the conversion rate at the midpoint of the year in which the grant was awarded.⁸⁵

⁸⁴ In this edition of the report and retroactively, anonymous funders who are known to the analysts are now coded as their known type of donor so that only those entirely anonymous are included in this category.

⁸⁵ Conversion rates based on [xrates.com](https://www.xrates.com) or [xe.com](https://www.xe.com) when currencies were not available through [xrates.com](https://www.xrates.com). Conversion dates were June 30, 2019, and June 30, 2020.

How Is Double-Counting Avoided?

This is one of the most common questions about the data in this report, reflecting awareness of the complexity and challenges of documenting the philanthropic ecosystem.

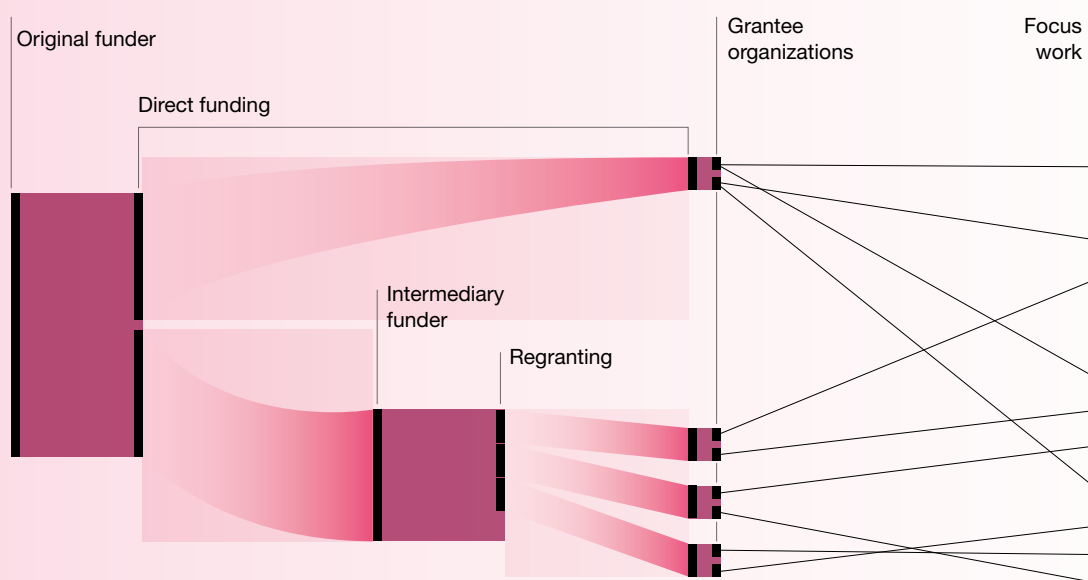
Global LGBTI funding streams encompass a complex network of intermediary “regranting” organizations that receive funds from donor governments and multilateral agencies and/or private foundations (these original funders are often referred to as the “back-donor”) and are entrusted to use those resources to make smaller grants to grassroots organizations.⁸⁶

This report tracks funds awarded for the purposes of regranting and eliminates double-counting where appropriate. Specifically, when there is data for both (1)

a grant awarded to an intermediary for regranting and (2) the grants ultimately awarded by the intermediary, then only the latter set of grants is included in most tabulations and charts.

There are a few exceptions, which are identified throughout the report when they occur. In order to accurately document the overall level of LGBTI funding provided by each grantmaker, regardless of whether those funds are provided in the form of direct grants or via an intermediary, all regranting funds are included in (1) top funder lists, (2) type of donor lists, and (3) the Appendix II list of LGBTI grantmakers by name.

Funding Flow Models



⁸⁶ Learn more about intermediary grantmaking models: The Road to Successful Partnerships: How Governments in the Global North Can Effectively Partner With Intermediary Organizations to Support LGBTI communities in the Global South and East. (2016). Global Philanthropy Project.

<https://globalphilanthropyproject.org/2016/07/03/the-road-to-successful-partnerships/>

DOCUMENTING THE MULTIPLICITIES OF LGBTI POPULATIONS

The grantees documented in this report are often working at the forefront of emerging strategies and language to describe the nuance and complexities of LGBTI identities, including the possibilities for solidarity and mutual efforts between and within LGBTI movements and other populations.

The methodology of this report requires a less intersectional method of assigning LGBTI population focus. Similar to our method of documenting LGBTI-focused funding as opposed to funding that is LGBTI-inclusive, this report aims to document funding that is truly focused on LGBTI “subpopulations” based on sexual orientation, gender identity, and sex characteristics. For this reason, this report makes every effort to code grants to only one “subpopulation” within the LGBTI acronym, for example, coding grants as intersex funding when they are focused exclusively on intersex communities, rather than attributing intersex funding to all groups that use the acronym LGBTI. For grants focused on multiple sexual orientation subpopulations, the “general LGBQ” code is often used.

In the case of grants identifying populations explicitly intersecting across sexual orientation, gender identity, and sex characteristics—such as “LBT women” or “trans and intersex”—a grant may be coded to a primary group or in some cases may be coded to multiple subpopulations based on the grant and organization descriptions. In the case of especially large grants, the coding may be split into multiple subpopulations.

Distinct demographic information within the LGBTI community is separately coded, including age group, socioeconomic group, indigenous or ethnic minority, and other interconnected populations.⁸⁷

This report includes funding data for a set of “spotlight” subpopulation groups within the LGBTI community: Children and Youth; Immigrants, Refugees, and Asylum Seekers; People of Faith; People Living with HIV or AIDS (PLWHA); and Sex Workers.



⁸⁷ More detailed taxonomy information can be found in Appendix III.

GRANTEE GEOGRAPHIC FOCUS

Throughout this report, funding is documented by geographic focus, for instance, funding focused on the Global South and East, the region of Sub-Saharan Africa, the sub-region of East Africa, or on specific countries. Whenever funding focus is mentioned, this report indicates where the work is happening. This may be different from the location of the grantee organization, especially common in the cases of regional or international organizations that may have programs based in a different location than their central office, and in relation to cross-border cooperation between civil society organizations.

REGIONS AND SUB-REGIONS

The grouping of countries into regions and sub-regions was developed based on a review of several similar taxonomies, including that of the United Nations and other international bodies, as well as existing philanthropic research such as that of the Foundation Center (now Candid) and the Human Rights Funders Network.



TYPE OF SUPPORT

This report identifies the “type of support” of each grant, with options including general operating, program, capacity building, regranting, emergency funds, capital support, matching funds, prizes/awards, scholarships, fellowships, seed funding, and sponsorships.

Each funding institution may use slightly different names and nuanced definitions for the types of support they offer. For instance, what this report refers to as general operating funds may be called “core support,” while the category of program funding may be called “project funding.”

When types of support were not self-reported by grantmakers, they were coded based on the *Global Resources Report* taxonomy, drawing on information provided in the grant description.

STRATEGIES AND ISSUES

Strategies and sub-strategies, as well as issues and sub-issues, were identified based on the grant descriptions. Strategies included eight categories and 22 subcategories while Issues were divided into eight categories with 36 subcategories.⁸⁸ These categories draw from those developed over a decade by Funders for LGBTQ Issues for U.S. domestic funding in their annual tracking report, with additional categories included over time where new funding patterns are noted.

⁸⁸ More detailed taxonomy information can be found in Appendix III.

New and Updated Categories

This edition of the report includes a number of new and updated Issue and Sub-Issue categories aimed at tracking emerging trends in LGBTI funding.

- **Humanitarian Response** was added as a new issue-level item, with a corresponding sub-issue to enable tracking LGBTI funding related to COVID⁸⁹ and other emergent crises.

- A sub-issue was added for **Responding to Anti-Gender Ideology** to enable tracking this philanthropic response.⁹⁰

- Two sub-issues related to sexual and reproductive health were combined, now represented by **Sexual and Reproductive Health and Rights** as a sub-issue of Human Rights.

CONFIDENTIALITY

Due to numerous hostile and dangerous environments for LGBTI individuals and organizing around LGBTI issues, this report includes grantees and locations that have been anonymized or where anonymity has been requested by the reporting funders to ensure the confidentiality of grantees.

In some cases, funders have also requested to remain anonymous as well, due to the sensitivity of their funding.

89 For more information, visit <https://globalphilanthropyproject.org/covid19/>

90 For more information, visit <https://globalphilanthropyproject.org/resistingagi/>

APPENDIX I

Funding by Country of Focus

This appendix shows the amount of funding that was designated for LGBTI issues by country of focus over the two-year period of 2019–2020.

NOTE: This table excludes known regranting and excludes funding to multiple countries. This table indicates funding focused on each country, indicating where the work is happening. This may be different from the location of the grantee organization, especially in the case of regional or international organizations that may have programs based in a different location than their central office.

Country Name	Total Funds
Afghanistan	\$5,000
Albania	\$587,284
Algeria	\$107,165
Angola	\$61,140
Antigua and Barbuda	\$17,230
Argentina	\$931,438
Armenia	\$472,255
Australia	\$556,722
Austria	\$292,190
Azerbaijan	\$97,539
Bahamas	\$30,410
Bahrain	\$9,000
Bangladesh	\$1,131,560
Barbados	\$55,367
Belarus	\$110,122
Belgium	\$149,837
Belize	\$552,478
Benin	\$455,158
Bhutan	\$57,866
Bolivia	\$2,539,668
Bosnia and Herzegovina	\$840,280
Botswana	\$1,041,056
Brazil	\$2,125,278
Bulgaria	\$778,297
Burkina Faso	\$727,079
Burundi	\$303,409
Cambodia	\$211,081
Cameroon	\$1,838,755

R – US +

Country Name	Total Funds
Canada	\$729,681
Chile	\$1,006,556
China	\$1,917,273
Colombia	\$3,627,386
Costa Rica	\$1,365,947
Croatia	\$498,879
Cuba	\$32,823
Cyprus	\$15,960
Czech Republic	\$430,113
Democratic Republic of the Congo	\$164,687
Denmark	\$20,000
Dominican Republic	\$312,543
Ecuador	\$901,263
Egypt	\$1,015,042
El Salvador	\$980,017
Equatorial Guinea	\$12,500
Estonia	\$104,395
Eswatini	\$221,086
Ethiopia	\$29,869
Fiji	\$375,338
Finland	\$6,568
France	\$468,684
Gambia	\$5,430
Georgia	\$602,813
Germany	\$1,214,921
Ghana	\$438,401
Greece	\$78,406
Grenada	\$13,983
Guatemala	\$4,612,064
Guyana	\$510,326
Haiti	\$336,183
Honduras	\$927,130
Hungary	\$294,822
Iceland	\$22,000
India	\$4,417,304
Indonesia	\$1,439,629
Iran	\$7,810
Iraq	\$331,442
Ireland	\$734,420
Israel	\$277,860
Italy	\$912,521
Ivory Coast	\$163,327
Jamaica	\$1,656,906
Japan	\$459,615
Jordan	\$31,031
Kazakhstan	\$3,058,027
Kenya	\$8,859,990
Kiribati	\$43,209
Kosovo	\$266,026
Kyrgyzstan	\$585,480

Country Name	Total Funds
Laos	\$77,573
Latvia	\$70,175
Lebanon	\$1,673,082
Lesotho	\$154,250
Liberia	\$533,077
Lithuania	\$471,936
Madagascar	\$24,545
Malawi	\$948,796
Malaysia	\$191,045
Mali	\$29,248
Malta	\$45,162
Mauritania	\$16,716
Mauritius	\$385,304
Mexico	\$3,723,477
Moldova	\$102,132
Mongolia	\$109,500
Montenegro	\$309,886
Morocco	\$475,583
Mozambique	\$197,478
Myanmar	\$1,481,646
Namibia	\$456,714
Nepal	\$374,635
Netherlands	\$501,155
New Zealand	\$1,624,263
Nicaragua	\$1,689,075
Nigeria	\$3,240,831
North Macedonia	\$198,637
Norway	\$1,828
Pakistan	\$1,008,706
Palestinian Territories	\$225,000
Panama	\$257,274
Papua New Guinea	\$12,750
Paraguay	\$353,886
Peru	\$884,877
Philippines	\$710,554
Poland	\$1,450,977
Portugal	\$62,254
Republic of the Congo	\$14,822
Romania	\$2,511,648
Russia	\$3,945,938
Rwanda	\$492,609
Saint Kitts and Nevis	\$49,542
Saint Lucia	\$263,251
Saudi Arabia	\$8,000
Senegal	\$246,819
Serbia	\$790,520
Sierra Leone	\$28,798
Singapore	\$179,529
Slovakia	\$143,856
Slovenia	\$196,768

Country Name	Total Funds
South Africa	\$4,808,346
South Korea	\$128,154
South Sudan	\$15,000
Spain	\$306,994
Sri Lanka	\$657,171
St. Vincent & Grenadines	\$13,921
Sudan	\$162,472
Suriname	\$31,774
Sweden	\$18,421
Switzerland	\$302,223
Syria	\$11,235
Taiwan	\$498,800
Tajikistan	\$127,302
Tanzania	\$1,293,402
Thailand	\$1,363,931
Timor-Leste	\$43,403
Togo	\$847,816
Tonga	\$66,118
Trinidad and Tobago	\$309,815
Tunisia	\$1,051,611
Turkey	\$2,485,182
Uganda	\$6,228,217
Ukraine	\$4,220,084
United Kingdom	\$25,846,248
Uruguay	\$64,210
USA	\$338,508,064
Uzbekistan	\$74,019
Vanuatu	\$31,813
Venezuela	\$101,734
Vietnam	\$2,044,981
Yemen	\$10,700
Zambia	\$718,383
Zimbabwe	\$750,793

2019–2020 List of LGBTI Grantmakers

This appendix lists the 213 funders included in this report and the amount of funding provided for LGBTI issues in 2019–2020, excluding funding focused on the United States. To explore the grantmaking totals of U.S.-based grantmaking funding in the United States, consult Funders for LGBTQ Issues' annual *Tracking Report: Lesbian, Gay, Bisexual, Transgender, and Queer Grantmaking by US Foundations*.

us —

DONOR NAME	DIRECT GRANTS	REGRANTING	TOTAL	# OF GRANTS
A B Charitable Trust	\$31,956		\$31,956	2
ABB	\$23,100		\$23,100	3
African Women's Development Fund	\$549,000		\$549,000	9
AIDSfonds	\$4,082,140	\$3,213,529	\$7,295,669	6
AIM Foundation, The	\$1,237		\$1,237	1
American Jewish World Service	\$3,523,506	\$25,286	\$3,548,792	146
amfAR, Foundation for AIDS Research	\$284,661		\$284,661	6
AmplifyChange	\$5,371,529	\$281,101	\$5,652,630	39
Anonymous Donors	\$14,966,751	\$5,867,400	\$20,834,151	135
APCOM	\$145,438		\$145,438	10
Arab Foundation for Freedoms and Equality (AFE MENA)	\$153,463		\$153,463	17
Arcus Foundation	\$8,648,000	\$1,960,000	\$10,608,000	60
Astraea Lesbian Foundation For Justice	\$6,022,122		\$6,022,122	355
Aurora Foundation	\$136,167		\$136,167	23
Australian Communities Foundation	\$37,032		\$37,032	5
Ballinger Charitable Trust, The	\$26,864		\$26,864	1
Baring Foundation, The	\$2,194,012	\$592,760	\$2,786,772	29
Barrow Cadbury Trust	\$212,184		\$212,184	6
BBC Children in Need	\$1,162,256		\$1,162,256	24
Bedfordshire and Luton Community Foundation	\$80,296		\$80,296	3
Borealis Philanthropy	\$3,000		\$3,000	1
Bridge House Estates (City Bridge Trust)	\$313,926		\$313,926	3
Bristol Myers Squibb	\$8,629		\$8,629	4
Bulgarian Fund for Women	\$143,462		\$143,462	13
Calala Women's Fund	\$51,445		\$51,445	13
Calgary Chinook Fund	\$30,680		\$30,680	8
Cambridgeshire Community Foundation	\$12,368		\$12,368	2
Camden Giving	\$11,616		\$11,616	2

DONOR NAME	DIRECT GRANTS	REGRANTING	TOTAL	# OF GRANTS
Canadian Women's Foundation	\$47,090		\$47,090	3
Charities Aid Foundation	\$6,184		\$6,184	1
Cheshire Community Foundation	\$34,678		\$34,678	7
Clothworkers Foundation, The	\$141,879		\$141,879	6
Co-operative Group	\$20,382		\$20,382	5
COC Netherlands	\$7,958,136	\$458,573	\$8,416,709	322
Comic Relief	\$1,847,691	\$1,531,001	\$3,378,693	15
Community Foundation - Tyne & Wear and Northumberland	\$4,780		\$4,780	2
Community Foundation for Surrey	\$16,079		\$16,079	2
Community Foundation of Broward	\$899		\$899	1
Compton Foundation	\$30,000		\$30,000	1
Consortium of LGBT+ Lesbian, Gay, Bisexual and Transgender Voluntary & Community Organisations	\$1,241,860		\$1,241,860	147
Coop Foundation	\$157,317		\$157,317	4
County Durham Community Foundation	\$11,511		\$11,511	4
CREA	\$552,406		\$552,406	21
Devon Community Foundation	\$1,237		\$1,237	1
Disability Rights Fund	\$15,000		\$15,000	2
Dreilinden	\$3,486,779	\$2,423,122	\$5,909,901	77
EEA AND NORWAY GRANTS (Iceland, Liechtenstein and Norway)	\$2,890,647		\$2,890,647	26
Égides - Alliance internationale francophone pour l'égalité et les diversités	\$202,629		\$202,629	18
ELAS + (Social Investment Fund)	\$504,069		\$504,069	67
Elton John AIDS Foundation (U.K.)	\$7,311,321	\$659,022	\$7,970,343	25
Elton John AIDS Foundation (U.S.)	\$2,337,696	\$910,675	\$3,248,371	23
Equality Fund	\$573,068		\$573,068	22
Esmée Fairbairn Foundation	\$986,575		\$986,575	4
Essex Community Foundation	\$73,507		\$73,507	7
Euro-Mediterranean Foundation Of Support To Human Rights Defenders (EMHRF)	\$163,231		\$163,231	9
European Union	\$10,155,946	\$2,816,449	\$12,972,395	22
Fare network	\$50,761		\$50,761	89
Feminist Fund (Fundusz Feministyczny)	\$14,795		\$14,795	10
Fiji Women's Fund	\$3,592		\$3,592	1
filia.die frauenstiftung	\$223,798		\$223,798	7
Fondazione CON IL SUD	\$391,339		\$391,339	1
Fondo Alquimia	\$79,004		\$79,004	69
Fondo Centroamericano de Mujeres (FCAM)	\$451,323		\$451,323	44
Fondo de Mujeres Bolivia Apathapi Jopueti	\$40,848		\$40,848	25
Fondo De Mujeres Del Sur	\$549,743		\$549,743	113
Fondo para el Desarrollo de la Mujer Colombiana - Fondo Lunaria Mujer	\$261,093		\$261,093	144
Fondo Semillas	\$417,933		\$417,933	21
For a Change Fund	\$23,574		\$23,574	16
Ford Foundation	\$5,775,000	\$3,360,000	\$9,135,000	25

DONOR NAME	DIRECT GRANTS	REGRANTING	TOTAL	# OF GRANTS
Foundation for a Just Society	\$2,010,000		\$2,010,000	14
Foundation North	\$470,706		\$470,706	16
Foundation Scotland	\$41,035		\$41,035	7
Freds Korpset Norway	\$81,530		\$81,530	4
Freedom House	\$577,446		\$577,446	100
FRIDA The Young Feminist Fund	\$622,700		\$622,700	53
Front Line Defenders	\$473,732		\$473,732	197
Frontline AIDS	\$649,969		\$649,969	95
Fund For Global Human Rights	\$499,950		\$499,950	30
Fundación Triángulo	\$1,251,220		\$1,251,220	13
Funding Network, The	\$30,755		\$30,755	4
Garfield Weston Foundation	\$336,193		\$336,193	11
Gates Foundation, Bill and Melinda	\$846,355		\$846,355	1
Gilead Sciences	\$3,648,470	\$199,417	\$3,847,887	110
GiveOut	\$242,516		\$242,516	26
GiveOUT Australia	\$39,960		\$39,960	56
Global Fund for Children	\$239,265		\$239,265	23
Global Fund for Women	\$1,511,260	\$68,000	\$1,579,260	51
Government of Australia	\$465,939	\$17,558	\$483,497	13
Government of Belgium	\$10,104	\$233,661	\$243,765	2
Government of Canada	\$8,665,745	\$8,830,030	\$17,495,775	61
Government of Denmark	\$3,362,416	\$4,751,691	\$8,114,107	20
Government of Finland	\$1,235,343	\$1,348,479	\$2,583,822	11
Government of Germany	\$3,950,764		\$3,950,764	35
Government of Italy	\$17,055		\$17,055	1
Government of Malta	\$34,110		\$34,110	1
Government of New Zealand	\$50,196		\$50,196	19
Government of Norway	\$1,911,961	\$4,630,755	\$6,542,715	11
Government of Sweden	\$11,196,832	\$12,062,995	\$23,259,827	35
Government of the Netherlands	\$21,222,512	\$30,117,922	\$51,340,435	148
Government of the United Kingdom	\$6,157,890	\$1,478,678	\$7,636,567	22
Grindr for Equality	\$100,000		\$100,000	15
Groundswell Fund	\$15,000		\$15,000	1
Guy's and St Thomas' Charity	\$16,001		\$16,001	1
Halifax Foundation for Northern Ireland	\$15,832		\$15,832	2
Hannchen-Mehrzweck-Stiftung	\$176,585		\$176,585	71
Harpur Trust	\$22,168		\$22,168	1
Harry & Masie Masto Foundation	\$72,936		\$72,936	6
Heart Of England Community Foundation	\$9,278		\$9,278	2
Heinrich Böll Stiftung	\$436,720		\$436,720	56
Henry Smith Charity, The	\$1,694,852		\$1,694,852	10
HER Fund	\$27,621		\$27,621	3
Hil Foundation	\$157,736		\$157,736	3
Hirschfeld Eddy Foundation	\$371,838		\$371,838	13
Hivos	\$4,703,323		\$4,703,323	48

DONOR NAME	DIRECT GRANTS	REGRANTING	TOTAL	# OF GRANTS
Horizons Foundation	\$631,311		\$631,311	46
ifa (Institut für Auslandsbeziehungen)	\$689,828		\$689,828	22
Imperial Health Charity	\$254		\$254	1
International HIV/AIDS Alliance	\$10,141		\$10,141	2
International Lesbian, Gay, Bisexual, Trans and Intersex Association (ILGA) - Europe	\$1,344,756	\$41,703	\$1,386,459	114
International Trans Fund	\$1,405,496		\$1,405,496	85
IPPF	\$18,000		\$18,000	8
ISDAO	\$733,111		\$733,111	70
J R McKenzie Trust	\$201,550		\$201,550	1
John Ellerman Foundation	\$118,478		\$118,478	1
Joseph Rowntree Foundation	\$2,489		\$2,489	1
Joseph Rowntree Housing Trust	\$5,150		\$5,150	1
Kaleidoscope Trust	\$1,339,487		\$1,339,487	55
King Baudouin Foundation	\$28,253		\$28,253	7
KIOS Foundation	\$264,091		\$264,091	4
KM Hunter Charitable Foundation	\$89,420		\$89,420	27
Kreitman Foundation	\$38,772		\$38,772	3
Laudes Foundation	\$2,268		\$2,268	1
Leathersellers' Company Charitable Fund, The	\$76,196		\$76,196	1
Leeds Community Foundation	\$26,388		\$26,388	3
LGBT Purge Fund	\$150,067		\$150,067	8
LGBT+ Denmark	\$910,616		\$910,616	4
Lloyds Bank Foundation for England and Wales	\$125,698		\$125,698	2
London Catalyst	\$1,275		\$1,275	1
London Community Foundation, The	\$221,257		\$221,257	16
Luminate	\$680,000		\$680,000	2
M.A.C. AIDS Fund	\$936,207		\$936,207	22
Macc	\$1,270		\$1,270	2
Mama Cash	\$2,241,021		\$2,241,021	51
Maudsley Charity	\$29,970		\$29,970	1
Mediterranean Women's Fund	\$20,967		\$20,967	4
Mercers' Charitable Foundation	\$123,685		\$123,685	1
Mongolian Women's Fund	\$3,494		\$3,494	2
National Emergencies Trust	\$836,242		\$836,242	1
National Lottery Community Fund, The	\$9,137,248		\$9,137,248	191
National Lottery Heritage Fund, The	\$597,343		\$597,343	13
Norwegian Helsinki Committee	\$1,136,207		\$1,136,207	-
Norwegian Human Rights Fund	\$10,000		\$10,000	1
Norwegian Organisation for Sexual and Gender Diversity (FRI)	\$1,664,749	\$931,592	\$2,596,341	14
Oak Foundation	\$3,578,606	\$1,191,600	\$4,770,206	17
Open Society Foundations	\$13,207,117	\$120,000	\$13,327,117	155
Other Foundation, The	\$848,476		\$848,476	87
Outright Action International	\$1,383,840		\$1,383,840	151

DONOR NAME	DIRECT GRANTS	REGRANTING	TOTAL	# OF GRANTS
Oxfordshire Community Foundation	\$952		\$952	1
Pathy Family Foundation	\$165,232		\$165,232	1
Paul Hamlyn Foundation	\$2,130,237		\$2,130,237	23
Philadelphia Foundation	\$45,000		\$45,000	4
PlanetRomeo Foundation	\$168,980		\$168,980	49
Postcode Foundation	\$239,041		\$239,041	1
Pride Foundation Australia (PFA)	\$61,973		\$61,973	19
Purposeful	\$201,500		\$201,500	32
Quartet Community Foundation	\$11,664		\$11,664	4
Rainbow Foundation of Hope	\$54,552		\$54,552	10
Red Umbrella Fund	\$119,087		\$119,087	5
Regnbågsfonden	\$232,708	\$134,491	\$367,200	18
Robertson Trust, The	\$138,422		\$138,422	3
Rule Foundation	\$143,482		\$143,482	52
San Diego LGBT Pride	\$24,500		\$24,500	7
Save Children International	\$232,866		\$232,866	4
Sigrid Rausing Trust	\$4,306,933	\$294,989	\$4,601,922	25
Small Change Foundation, The	\$25,000		\$25,000	1
Somerset Community Foundation	\$23,080		\$23,080	4
Sport England	\$242,464		\$242,464	7
Stephen Lewis Foundation	\$427,387		\$427,387	30
Stiftung EVZ	\$435,880		\$435,880	12
Stonewall	\$117,252		\$117,252	29
Stonewall Community Foundation	\$500		\$500	1
Suffolk Community Foundation	\$6,184		\$6,184	1
Sussex Community Foundation	\$63,829		\$63,829	11
Swedish Federation for LGBTQ Rights (RFSL)	\$1,012,181	\$9,665	\$1,021,846	75
Synergia - Initiatives for Human Rights	\$532,858		\$532,858	26
Tawani Foundation	\$275,000		\$275,000	1
The Tindall Foundation	\$588,675		\$588,675	5
Thrive LDN	\$70,538		\$70,538	8
Tides Foundation	\$4,963,342		\$4,963,342	125
Trafford Housing Trust	\$111,341		\$111,341	1
Trust for London	\$189,916		\$189,916	3
Tudor Trust, The	\$1,590,744		\$1,590,744	18
Two Ridings Community Foundation	\$4,700		\$4,700	2
UHA East African Sexual Health and Rights Initiative (UHA EASHRI)	\$1,083,143		\$1,083,143	105
Ukrainian Women's Fund	\$15,400		\$15,400	1
UN Trust Fund to End Violence against Women	\$274,039		\$274,039	3
Unbound Philanthropy	\$95,641		\$95,641	1
United Nations Office for the Coordination of Humanitarian Affairs	\$177,594		\$177,594	1
United St Saviour's Charity	\$31,880		\$31,880	1

DONOR NAME	DIRECT GRANTS	REGRANTING	TOTAL	# OF GRANTS
Urgent Action Fund for Women's Human Rights (USA)	\$271,406		\$271,406	71
Urgent Action Fund-Africa (UAF-Africa)	\$190,306		\$190,306	33
Urgent Action Fund-Africa (UAF-Asia and Pacific)	\$102,704		\$102,704	24
Urgent Action Fund-Africa (UAF-Latin America and the Caribbean)	\$138,811		\$138,811	32
ViiV Healthcare	\$2,454,762		\$2,454,762	72
VOICE	\$1,399,169		\$1,399,169	23
Wayne Francis Charitable Trust	\$85,722		\$85,722	2
Wellcome Trust, The	\$288,699		\$288,699	2
Wimbledon Foundation, The	\$6,184		\$6,184	1
Women Win	\$57,500		\$57,500	7
Women's Fund Asia	\$523,276		\$523,276	49
Women's Fund in Georgia	\$14,006		\$14,006	4
World Childhood Foundation	\$137,261		\$137,261	3

Global Resources Report Selected Taxonomy

Demographic Information

Sexual Orientation

Asexual
Bisexual
Gay/Bisexual Men/Queer Men/MSM
General LGBTQ
Heterosexual
Lesbian/Bisexual Women/Queer Women
Questioning

Gender Identity

Cisgender
Non-binary/Gender Non-conforming
Trans Men
Trans Women
Transgender
Two-Spirit

Sex Characteristics

Intersex

Age Group

Children and Youth
Older adults

Socioeconomic Group

Homeless and Marginally Housed People
Incarcerated/Formerly Incarcerated People
Low-Income People
Military Service Members/Veterans
Sex Workers
Unemployed People

Other Populations

Buddhists
Christians
Hindus
Immigrants, Refugees, and Asylum Seekers
Jewish People
Muslims
People Living with HIV/AIDS (PLWHA)
People of Faith/Interfaith
People with Disabilities
Substance Users/People in Recovery
Survivors of Violence

Global Ethnic Group

Indigenous
Ethnic Minority

Strategy / Issue**Strategy / Sub-Strategy****Advocacy**

Advocacy

Community Organizing

Intergovernmental Advocacy

Litigation

Public Education

Capacity-Building and Training

Conferences/Seminars/Travel Grants

Leadership Development

Organizational Capacity Building

Training/Technical Assistance

Culture and Media

Culture

Electronic Media/Online Services

Film/Video/Radio

Direct Service

Direct Service

Multi/Other

Multi-Strategy

Other

Philanthropy and Fundraising

Fundraising Event

Matching Grant

Philanthropy

Research

Curriculum Development

Publications

Research

Victim Support

Victim Support

Issue / Sub-Issue

Confronting Discrimination & Violence

Anti-Violence

Confronting Homophobia, Biphobia, Transphobia, and Interphobia

Gun Control

Education/Safe Schools

Education

Safe Schools

Economic Issues

Food Security

Housing and Homelessness

Labor/Employment

Health and Wellbeing

Cancer

Covid 19

Cultural Competence and Data Collection

General Health Services and Health Promotion

HIV/AIDS

Insurance Coverage

Mental Health, Substance Abuse, and Suicide Prevention

Primary Care

Humanitarian Response

Humanitarian Response

Human Rights

Challenging Anti-LGBTQI Laws

Decriminalization and Criminal Justice Reform

Gender Identity Rights

Human Rights (General/Other)

Immigration and Refugee Issues

Intersex Rights

Marriage/Civil Unions

Military Inclusion

Nondiscrimination Protections

Religious Exemptions

Responding to Anti-Gender Ideology

Sex Worker Rights

Sexual and Reproductive Health and Rights

Other Issues

Multi-Issue

Strengthening Community, Families, and Visibility

Community Building/Empowerment

Religion

Sports

Strengthening Families

Visibility

Reference: World Regions

Sub-Saharan Africa

Central Africa	Central African Republic, Chad, Democratic Republic of the Congo, Equatorial Guinea, Gabon, Republic of the Congo, Sao Tome and Principe, South Sudan, Sudan
East Africa	Burundi, Djibouti, Eritrea, Ethiopia, Kenya, Rwanda, Somalia, Tanzania, Uganda
Southern Africa	Angola, Botswana, Eswatini, Lesotho, Madagascar, Malawi, Mauritius, Mozambique, Namibia, South Africa, Zambia, Zimbabwe
West Africa	Benin, Burkina Faso, Cameroon, Cape Verde, Gambia, Ghana, Guinea, Guinea-Bissau, Ivory Coast, Liberia, Mali, Mauritania, Niger, Nigeria, Senegal, Sierra Leone, Togo

Middle East and North Africa

Middle East and North Africa	Algeria, Bahrain, Egypt, Iran, Iraq, Israel, Jordan, Kuwait, Lebanon, Libya, Morocco, Oman, Palestinian Territories, Qatar, Saudi Arabia, South Sudan, Sudan, Syria, Tunisia, Turkey, United Arab Emirates, Yemen
------------------------------	---

Asia and Pacific

East Asia	China, Hong Kong, Japan, Macau, Mongolia, North Korea, South Korea, Taiwan, Tibet (autonomous region)
South Asia	Bangladesh, Bhutan, India, Maldives, Nepal, Pakistan, Sri Lanka
Southeast Asia	Brunei Darussalam, Cambodia, Indonesia, Laos, Malaysia, Myanmar, Philippines, Singapore, Thailand, Timor-Leste, Vietnam
Oceania	Australia, Cook Islands, Fiji, Kiribati, Marshall Islands, Micronesia, Nauru, New Zealand, Palau, Papua New Guinea, Samoa, Solomon Islands, Tonga, Tuvalu, Vanuatu

Latin America and the Caribbean

Central America and Mexico	Belize, Costa Rica, El Salvador, Guatemala, Honduras, Mexico, Nicaragua, Panama
Caribbean	Antigua and Barbuda, The Bahamas, Barbados, Cuba, Dominica, Dominican Republic, Grenada, Guyana, Haiti, Jamaica, Saint Kitts and Nevis, St. Lucia, St. Vincent and The Grenadines, Suriname, Trinidad and Tobago
South America	Argentina, Bolivia, Brazil, Chile, Colombia, Ecuador, Paraguay, Peru, Uruguay, Venezuela

Eastern Europe, Central Asia and Russia

Eastern Europe	Albania, Armenia, Azerbaijan, Belarus, Bosnia and Herzegovina, Bulgaria, Croatia, Czech Republic, Estonia, Georgia, Hungary, Kosovo, Latvia, Lithuania, Moldova, Montenegro, North Macedonia, Poland, Romania, Serbia, Slovakia, Slovenia, Ukraine
Central Asia	Afghanistan, Kazakhstan, Kyrgyzstan, Tajikistan, Turkmenistan, Uzbekistan
Russia	Russia

Global North	Western Europe	Andorra, Austria, Belgium, Cyprus, Denmark, Finland, France, Germany, Greece, Iceland, Ireland, Italy, Liechtenstein, Luxembourg, Malta, Monaco, Netherlands, Norway, Portugal, San Marino, Spain, Sweden, Switzerland, United Kingdom
	Northern America	Canada, United States of America
International	International/Multi-Region	International/Multi-Regional

About Global Philanthropy Project (GPP)

MISSION

Global Philanthropy Project (GPP) is a collaboration of funders and philanthropic advisors working to expand global philanthropic support to advance the human rights of lesbian, gay, bisexual, transgender, and intersex (LGBTI) people in the Global South and East.

WHO WE ARE

Established in 2009, GPP's 22 member organizations include many of the leading global funders and philanthropic advisors for LGBTI rights. As the first international cohort of LGBTI funders, GPP is internationally recognized as the primary thought leader and go-to partner for donor coordination around global LGBTI work.

EXECUTIVE COMMITTEE

Francisco O. Buchting

Horizons Foundation, Vice President of Grants, Programs, and Communications

Rebecca Fox

Astraea Lesbian Foundation for Justice, Vice President of Programs

Alli Jernow

Wellspring Philanthropic Fund, Director of SOGIE Program

Mukami Marete (Co-Chair)

UHA EASHRI, Co-Executive Director

David Sampson (Co-Chair)

The Baring Foundation, Deputy Director

STAFF

Marina Gonzalez Flores

Program Officer for Member Engagement and Operations

Mauro Cabral Grinspan

Program Officer for the Trans and Intersex Funding Task Force and Responding to Anti-Gender Ideology Task Force

Matthew Hart

Director

Ezra Berkley Nepon

Senior Program Officer for Knowledge and Learning

Jay Postic

Research Consultant, *Global Resources Report*

Dave Scamell

Senior Consulting Advisor, Government Relations and Field Engagement



Learn more and explore additional resources for global LGBTI grantmaking:
globalphilanthropyproject.org

Twitter:
[@gpp_updates](https://twitter.com/gpp_updates)

Acknowledgments

ADVISORY COMMITTEE

Kerry N. Ashforth
U.S. State Department

Claudia Bollwinkel
Dreilinden gGmbH

Raisa Borshchigova
Urgent Action Fund | For Women's Human Rights

Francisco O. Buchting
Horizons Foundation

Elaine Chard
U.K. Foreign and Commonwealth Office

Anne Delorme
Equitas

Julia Ehrt
ILGA World

Justus Eisfeld
Hivos

Ryan Joseph Figueiredo
Equal Asia Foundation

Kapil Gupta
Sigrid Rausing Trust

Doug Kerr
Dignity Network Canada

Caroline Kouassiaman
Initiative Sankofa D'Afrique de L'Ouest

Sebenzile Nkambule
The Other Foundation

Jen Okwudili
Bill and Melinda Gates Foundation

Viviane Simakawa
International Trans Fund

Javid Syed
American Jewish World Service

PRIMARY DATA PARTNER

Funders for LGBTQ Issues

ANALYSTS, U.S. DOMESTIC DATASET
Alyssa Lawther
Andrew Wallace
Strength in Numbers Consulting Group

ADDITIONAL DATA SOURCES

Foundation Maps | Candid
maps.foundationcenter.org

360Giving
threesixtygiving.org

REPORT CREDITS

PROJECT DIRECTOR
Matthew Hart

LEAD AUTHOR & PROJECT MANAGER
Ezra Nepon

LEAD ANALYST, GLOBAL DATASET
Jay Postic

GPP GOVERNMENT LIAISON
David Scamell

COPY EDITOR
MaxZine Weinstein

DESIGNER
Vito Raimondi
vitoraimondi.com

COPYRIGHT

© JUNE 2022, GLOBAL PHILANTHROPY PROJECT

Permission is granted to reproduce this document in part or in its entirety, provided that Global Philanthropy Project is cited as the source for all reproduced material.



FUNDING FOR THIS REPORT WAS GENEROUSLY PROVIDED BY:

American Jewish World Service

Baring Foundation

Global Fund for Women

Horizons Foundation

Mama Cash

VOICE

With the generous support of all GPP member organizations.



**The Baring
Foundation**

**GLOBAL FUND FOR
WOMEN**
Champions for Equality.



**ma
ma
cash**





globalresourcesreport.org