

SNAPSHOT

LGBTI Funding for Latin America and the Caribbean



NUMBER OF GRANTS

1,219

AVERAGE GRANT

\$41,125

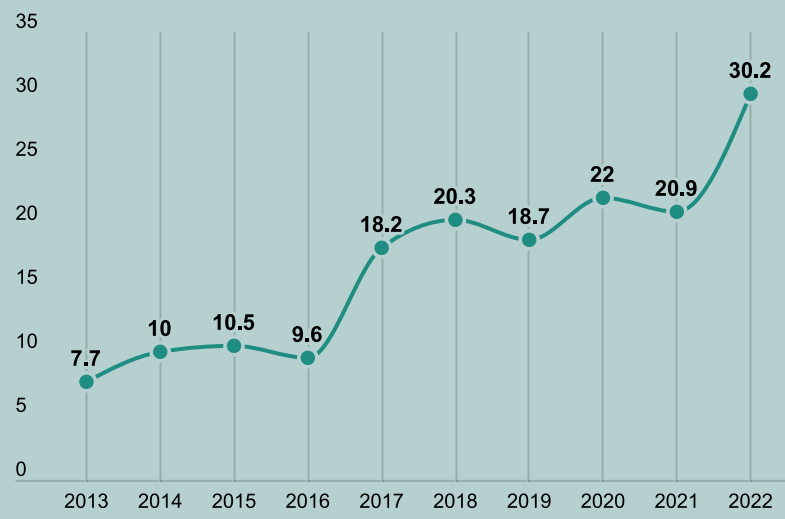
MEDIAN GRANT

\$9,192

TOTAL FUNDING

\$51.1 M

CHART 21.1: LATIN AMERICA AND THE CARIBBEAN LGBTI FUNDING YEAR (2013–2022)



— AMOUNT IN \$ MILLIONS

During 2021–2022, 72 grantmakers awarded \$51,117,886 focused on LGBTI issues in Latin America and the Caribbean. Compared to the last reporting period, the region increased in total grant amount (by 26 percent), number of grants (3 percent), and number of donors (five additional donors).

Note that some donors chose not to reveal the world region geographic focus, instead only identifying the grant as within the Global South and East or deciding not to disclose the geographical location at all. These locations were redacted out of concern for the safety and security of grantees and regionally based grantmaking staff because of hostile environments.

**LGBTI Funding for Latin America
and the Caribbean, by Sub-Region**

In 2021–2022, the sub-regions of Central America and Mexico and South America each received 30 percent of the total regional funding, with an increase in funds but a decline in percentage from the previous reporting period, when both regions ranked at 39 percent. The sub-region of the Caribbean received 19 percent of the total, an increase in funds and an increase from 17 percent in the previous report.

Funding focused on the whole region increased from 6 percent in 2019–2020 to 21 percent in 2021–2022. This is partly due to an increasing number of donors choosing to report grants at the regional level without disclosing sub-region or country/territory-level focus due to concerns for grantee security.

CHART 21.2: LATIN AMERICA AND THE CARIBBEAN LGBTI FUNDING
SUB-REGION FOCUS (2013–2022) IN \$ MILLIONS



Sub-Region	2013–2014	2015–2016	2017–2018	2019–2020	2021–2022
Caribbean	\$2.6	\$6.0	\$7.5	\$6.7	\$9.8
Central America and Mexico	\$6.4	\$3.5	\$9.0	\$15.7	\$15.4
South America	\$5.9	\$4.8	\$19.4	\$15.7	\$15.4
Whole Region Focus	\$2.8	\$5.8	\$2.6	\$2.6	\$10.5
Total	\$17.7	\$20.1	\$38.5	\$40.7	\$51.1

**Top Funders of LGBTI Funding
for Latin America and the
Caribbean**

When funds awarded for regranting are included, nearly \$55 million was awarded to grants focused on Latin America and the Caribbean. The top 10 funders with that geographic focus awarded \$36.8 million, accounting for 54 percent of all LGBTI funding in the region.

CHART 21.3: LATIN AMERICA AND THE CARIBBEAN LGBTI FUNDING
TOP 10 FUNDERS (2021–2022)⁶³



	FUNDER NAME	TOTAL FUNDS FOR THE REGION
1	Wellspring Philanthropic Fund	\$6,927,883
2	Government of the United States ⁶⁴	\$6,338,136
3	Arcus Foundation	\$5,275,012
4	Hivos	\$4,391,112
5	Government of Canada	\$4,309,711
6	Black Feminist Fund	\$2,240,000
7	Astraea Lesbian Foundation for Justice	\$2,231,467
8	Government of Italy	\$2,093,148
9	Government of the Netherlands	\$1,743,723
10	Government of Germany	\$1,227,648

CHART 21.4: LATIN AMERICA AND THE CARIBBEAN LGBTI FUNDING
TOP FIVE NGO INTERMEDIARY FUNDERS (2021–2022)



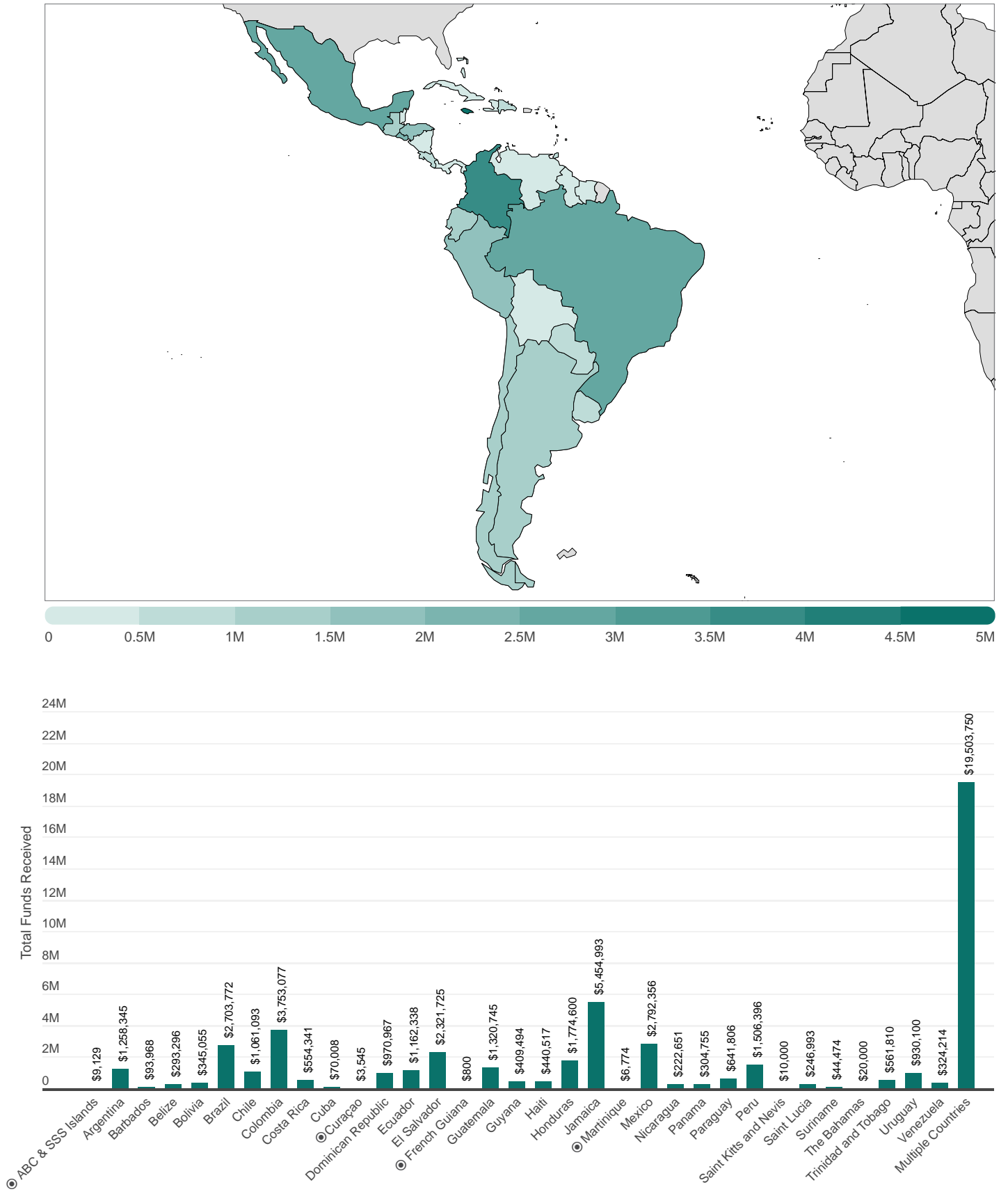
	FUNDER NAME	TOTAL FUNDS FOR THE REGION
1	Equitas	\$894,871
2	Outright International	\$862,284
3	Diakonia	\$691,033
4	Freedom House (Dignity for All: LGBTQI+ Assistance Program)	\$402,449
5	Rainbow Railroad	\$271,975

⁶³ In contrast to other calculations in this report, all lists of top funders include funds awarded for the purpose of regranting to document the full amount of LGBTI funding flowing from (or through) each funder. The total regional funding for Latin America and the Caribbean in 2021–2022, including regranting, comes to \$54,816,685.

⁶⁴ The figures for the Government of the United States include funding information that is publicly available on USAspending.gov as well as verified grants from two agencies. As such, not all grants awarded for LGBTI issues by the U.S. government in 2021–2022 are included in the dataset, and therefore the United States government's totals should be read as a partial snapshot of the government's financial support for the global LGBTI movement.

CHART 21.5: LATIN AMERICA AND THE CARIBBEAN LGBTI FUNDING

COUNTRY AND TERRITORY FOCUS (2021-2022)⁶⁵



⁶⁵ Those marked with ● indicate territories of other countries.

LGBTI Funding for Latin America and the Caribbean, by Recipient Location

The majority of funding for LGBTI issues in this region (83 percent) went to grantees based in the area. However, 16 percent was awarded to organizations based in Canada, Germany, the Netherlands, Portugal, Sweden, Switzerland, the United Kingdom, and the United States. One percent of funding to the region did not disclose a specific grantee country/territory.

Seven percent of funding to Latin America and the Caribbean came from donors based (or headquartered) in the region. Sixty-seven percent of the funding was awarded by donors based in Northern America, 26 percent from donors based in Western Europe, and less than 1 percent by donors based in Asia and the Pacific.

CHART 21.6: LATIN AMERICA AND THE CARIBBEAN LGBTI FUNDING
GRANTEE LOCATION (2021–2022)

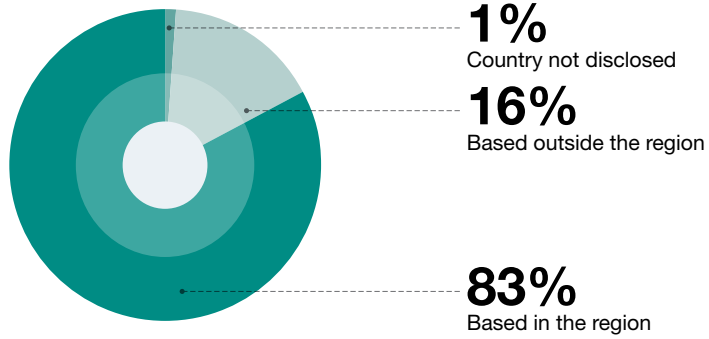
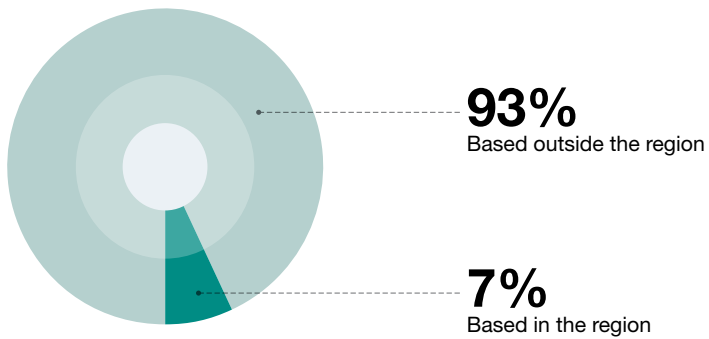


CHART 21.7: LATIN AMERICA AND THE CARIBBEAN LGBTI FUNDING
DONOR LOCATION (2021–2022)



Issues Addressed by LGBTI Funding for Latin America and the Caribbean

In general, the 2021–2022 issue/sub-issue focus of LGBTI funding for Latin America and the Caribbean region aligned closely with overall trends compared to other regions, except for lower funding percentages for Economic Inclusion and higher percentages for Human Rights.

CHART 21.8: LATIN AMERICA AND THE CARIBBEAN LGBTI FUNDING | ISSUE ADDRESSED (2019–2022)



Issues and Sub-Issues	2019–2020		2021–2022	
Confronting Discrimination & Violence	\$2,038,939	5%	\$3,989,918	8%
Anti-Violence	\$1,209,478	3%	\$2,139,890	4%
Confronting Homophobia, Biphobia, Transphobia, and Interphobia	\$829,461	2%	\$1,850,028	4%
Economic Inclusion	\$566,707	1%	\$1,332,974	3%
Food Security	\$292,939	1%	\$31,335	<1%
Housing and Homelessness	\$146,103	<1%	\$256,753	<1%
Labor/Employment	\$127,665	<1%	\$1,044,886	2%
Education/Safe Schools	\$245,791	1%	\$74,631	<1%
Education	\$245,791	1%	\$39,878	<1%
Safe Schools	-	-	\$34,753	<1%
Health and Wellbeing	\$4,315,343	11%	\$2,777,581	5%
Cultural Competence and Data Collection	\$7,370	<1%	-	-
General Health Services and Health Promotion	\$19,000	<1%	\$119,500	<1%
HIV/AIDS	\$3,493,188	9%	\$1,673,580	3%
Mental Health, Substance Abuse, and Suicide Prevention	\$795,785	2%	\$984,501	2%
Human Rights	\$26,944,075	66%	\$33,684,323	66%
Advancing LGBTQI Protections	\$242,960	1%	\$780,540	2%
Challenging Anti-LGBTQI Discrimination	\$224,741	1%	\$368,908	1%
Decriminalization	\$680,332	2%	\$19,500	<1%
Gender Identity Rights	\$3,673,173	9%	\$5,896,510	12%
Human Rights (General/Other)	\$20,563,398	51%	\$20,557,672	40%
Intersex Rights	\$91,338	<1%	\$291,371	1%
Marriage/Civil Unions	\$358,107	1%	\$1,174,578	2%
Migration and Refugee Issues	\$263,847	1%	\$3,492,953	7%
Sex Worker Rights	\$64,491	<1%	\$50,614	<1%
Sexual and Reproductive Health and Rights	\$781,689	2%	\$1,051,677	2%
Humanitarian Response	\$797,747	2%	\$1,545,638	3%
Humanitarian Response	\$797,747	2%	\$1,545,638	3%
Other Issues	\$104,500	<1%	\$25,012	<1%
Multi-Issue	\$8,500	<1%	-	-
Philanthropy	\$96,000	<1%	\$25,012	<1%
Strengthening Community, Families, and Visibility	\$5,645,709	14%	\$7,787,809	15%
Community Building/Empowerment	\$4,721,073	12%	\$6,429,155	13%
Families	\$173,550	<1%	\$61,912	<1%
Religion	\$210,000	1%	-	-
Sports	\$25,125	<1%	\$4,726	<1%
Visibility	\$515,961	1%	\$1,292,016	3%
Total	\$40,658,810	100%	\$51,117,886	100%

CHART 21.9: LATIN AMERICA AND THE CARIBBEAN LGBTI FUNDING

R —

STRATEGY ADDRESSED (2019–2022)

Strategy	2019–2020		2021–2022	
Advocacy	\$28,677,886	71%	\$32,002,692	63%
Capacity Building and Training	\$3,309,668	8%	\$4,000,843	8%
Culture and Media	\$680,258	2%	\$1,103,034	2%
Direct Service	\$5,196,773	13%	\$10,047,421	20%
Multi/Other	\$1,110,355	3%	\$173,802	0%
Philanthropy and Fundraising	\$1,231,250	3%	\$2,518,765	5%
Research	\$452,621	1%	\$1,271,329	2%
Total	\$40,658,810	100%	\$51,117,886	100%