

## SNAPSHOT

# LGBTI Funding for the Middle East and North Africa

NUMBER OF GRANTS

## 361

AVERAGE GRANT

## \$44,445

MEDIAN GRANT

## \$7,334

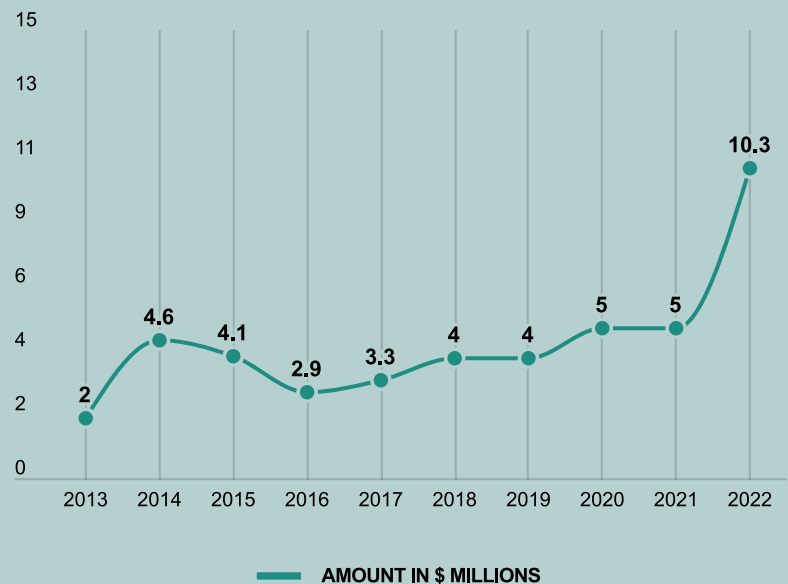
TOTAL FUNDING

## \$15.3 M

During 2021–2022, 48 grantmakers awarded \$15,333,384 focused on LGBTI issues in the Middle East and North Africa. Compared to the last reporting period, the region increased in total grant amount (by 72 percent) and number of grants (25 percent) and slightly decreased in the number of donors (one less donor).

**CHART 22.1: THE MIDDLE EAST AND NORTH AFRICA LGBTI FUNDING YEAR (2013–2022)**

R —



Note that some donors chose not to reveal the world region geographic focus, instead only identifying the grant as within the Global South and East or deciding not to disclose the geographical location at all. These locations were redacted out of concern for the safety and security of grantees and regionally based grantmaking staff because of hostile environments.

### Top Funders of LGBTI Funding for the Middle East and North Africa

When funds awarded for regranting are included, over \$15.4 million was awarded to grants focused on the Middle East and North Africa. The top 10 funders with that geographic focus awarded over \$11.2 million, accounting for 73 percent of all LGBTI funding in the region.

**CHART 22.2: THE MIDDLE EAST AND NORTH AFRICA LGBTI FUNDING**

TOP 10 FUNDERS (2021–2022)<sup>66</sup>



	FUNDER NAME	TOTAL FUNDS FOR THE REGION
1	Oxfam Novib	\$3,027,113
2	LGBT+ Denmark	\$2,166,168
3	Government of the Netherlands	\$2,158,095
4	Government of Norway	\$869,771
5	Freedom House (Dignity for All: LGBTQI+ Assistance Program)	\$628,396
6	Hivos	\$596,814
7	Black Feminist Fund	\$560,000
8	European Union	\$472,606
9	Mama Cash	\$390,425
10	Heinrich Böll Stiftung	\$371,060

**CHART 22.3: THE MIDDLE EAST AND NORTH AFRICA LGBTI FUNDING**

TOP FIVE NGO INTERMEDIARY FUNDERS (2021–2022)



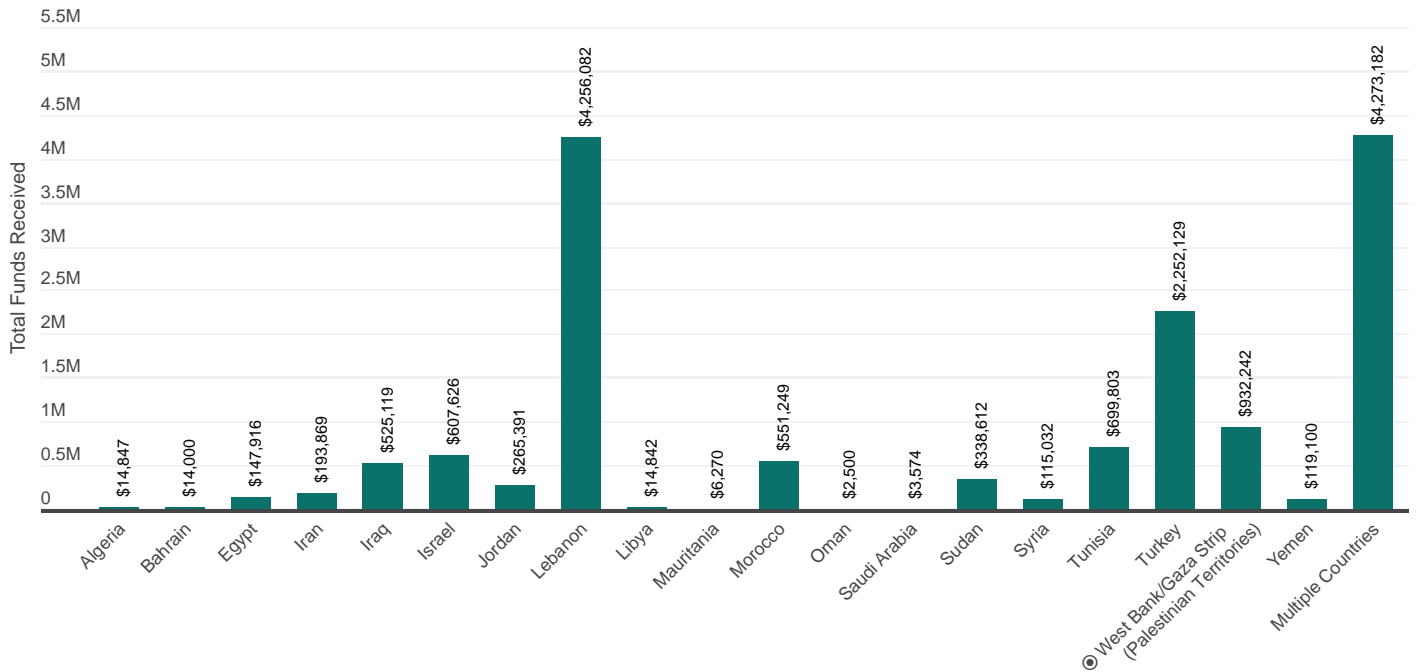
	FUNDER NAME	TOTAL FUNDS FOR THE REGION
1	Oxfam Novib	\$3,027,113
2	LGBT+ Denmark	\$2,166,168
3	Freedom House (Dignity for All: LGBTQI+ Assistance Program)	\$628,396
4	Outright International	\$265,370
5	Rainbow Railroad	\$109,700

NOTE: Anonymous donors did not disclose any funding to this region in 2021–2022.

<sup>66</sup> In contrast to other calculations in this report, all lists of top funders include funds awarded for the purpose of regranting to document the full amount of LGBTI funding flowing from (or through) each funder. The total regional funding for the Middle East and North Africa in 2021–2022, including regranting, comes to \$15,441,756.

**CHART 22.4: THE MIDDLE EAST AND NORTH AFRICA LGBTI FUNDING**

COUNTRY AND TERRITORY FOCUS (2021-2022)<sup>67</sup>



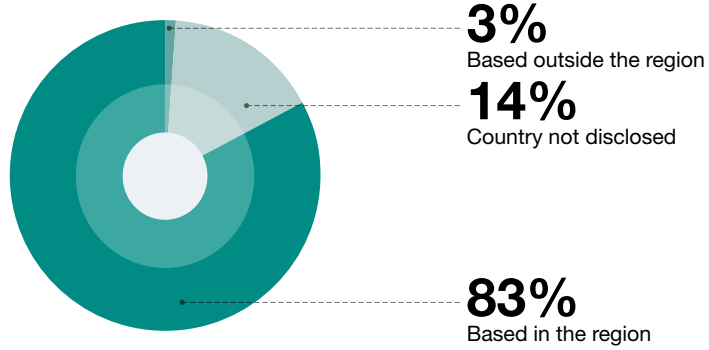
<sup>67</sup> Those marked with Ⓞ indicate territories of other countries.

**LGBTI Funding for the Middle East and North Africa by Grant Recipient Location**

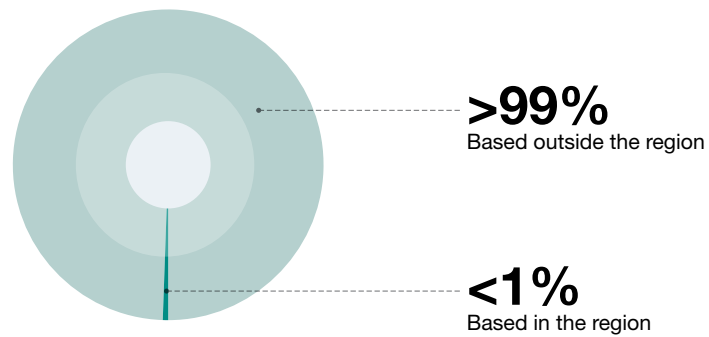
The majority of funding for LGBTI issues in this region (83 percent) went to grantees based in the area. However, 3 percent was awarded to organizations based in Canada, Denmark, France, Italy, South Africa, Sweden, Uganda, the United Kingdom, and the United States. Fourteen percent of funding to the region did not disclose a specific grantee country/territory.

Less than 1 percent of funding to the Middle East and North Africa came from donors based (or headquartered) in the region. Seventy-three percent of the funding was awarded by donors based in Western Europe, 25 percent based in Northern America, 2 percent from those based in Sub-Saharan Africa, and less than 1 percent from donors based in Asia and the Pacific.

**CHART 22.5: THE MIDDLE EAST AND NORTH AFRICA LGBTI FUNDING**  
GRANTEE LOCATION (2021–2022)



**CHART 22.6: THE MIDDLE EAST AND NORTH AFRICA LGBTI FUNDING**  
DONOR LOCATION (2021–2022)



**Issues Addressed by LGBTI Funding for the Middle East and North Africa**

In general, the 2021–2022 issue/sub-issue focus of LGBTI funding for the Middle East and North Africa region aligned with overall trends compared to other regions, except for a lower percentage of funding for Economic Inclusion and for Health and Wellbeing and a higher funding percentage for Strengthening Community, Families, and Visibility.

**CHART 22.7: THE MIDDLE EAST AND NORTH AFRICA LGBTI FUNDING | ISSUE ADDRESSED (2019–2022)**



Issues and Sub-Issues	2019–2020		2021–2022	
<b>Confronting Discrimination &amp; Violence</b>	<b>\$385,697</b>	<b>4%</b>	<b>\$894,083</b>	<b>6%</b>
Anti-Violence	\$274,155	3%	\$812,989	5%
Confronting Homophobia, Biphobia, Transphobia, and Interphobia	\$111,542	1%	\$81,094	1%
<b>Economic Inclusion</b>	<b>-</b>	<b>-</b>	<b>\$125,720</b>	<b>1%</b>
Housing and Homelessness	-	-	\$100,000	1%
Labor/Employment	-	-	\$25,720	<1%
<b>Health and Wellbeing</b>	<b>\$363,960</b>	<b>4%</b>	<b>\$275,131</b>	<b>2%</b>
HIV/AIDS	\$210,255	2%	-	-
Mental Health, Substance Abuse, and Suicide Prevention	\$153,706	2%	\$275,131	2%
<b>Human Rights</b>	<b>\$7,149,060</b>	<b>80%</b>	<b>\$9,065,836</b>	<b>59%</b>
Advancing LGBTQI Protections	-	-	\$331,947	2%
Challenging Anti-LGBTQI Discrimination	\$7,920	0%	\$79,980	1%
Decriminalization	\$15,000	0%	\$6,000	<1%
Gender Identity Rights	\$387,377	4%	\$1,128,559	7%
Human Rights (General/Other)	\$5,998,332	67%	\$4,049,404	26%
Intersex Rights	\$4,000	<1%	\$18,984	<1%
Migration and Refugee Issues	\$119,932	1%	\$121,397	1%
Sexual and Reproductive Health and Rights	\$616,498	7%	\$3,329,565	22%
<b>Humanitarian Response</b>	<b>\$268,332</b>	<b>3%</b>	<b>\$317,051</b>	<b>2%</b>
Humanitarian Response	\$268,332	3%	\$317,051	2%
<b>Strengthening Community, Families, and Visibility</b>	<b>\$745,182</b>	<b>8%</b>	<b>\$4,655,563</b>	<b>30%</b>
Community Building/Empowerment	\$425,599	5%	\$4,027,432	26%
Sports	\$20,000	<1%	-	-
Visibility	\$299,583	3%	\$628,131	4%
Total	\$8,912,231	100%	\$15,333,384	100%
Visibility	\$515,961	1%	\$1,292,016	3%
<b>Total</b>	<b>\$40,658,810</b>	<b>100%</b>	<b>\$51,117,886</b>	<b>100%</b>

**CHART 22.8: THE MIDDLE EAST AND NORTH AFRICA LGBTI FUNDING**

R —

**STRATEGY ADDRESSED (2019–2022)**

<b>Strategy</b>	<b>2019–2020</b>		<b>2021–2022</b>	
Advocacy	\$6,431,335	72%	\$10,978,408	72%
Capacity Building and Training	\$275,021	3%	\$364,799	2%
Culture and Media	\$856,954	10%	\$844,125	6%
Direct Service	\$1,105,352	12%	\$2,795,061	18%
Multi/Other	\$147,408	2%	-	-
Philanthropy and Fundraising	-	-	-	-
Research	\$96,161	1%	\$350,991	2%
<b>Total</b>	<b>\$8,912,231</b>	<b>100%</b>	<b>\$15,333,384</b>	<b>100%</b>