

SNAPSHOT

LGBTI Funding for Eastern Europe, Central Asia, and Russia



NUMBER OF GRANTS

1,311

AVERAGE GRANT

\$34,234

MEDIAN GRANT

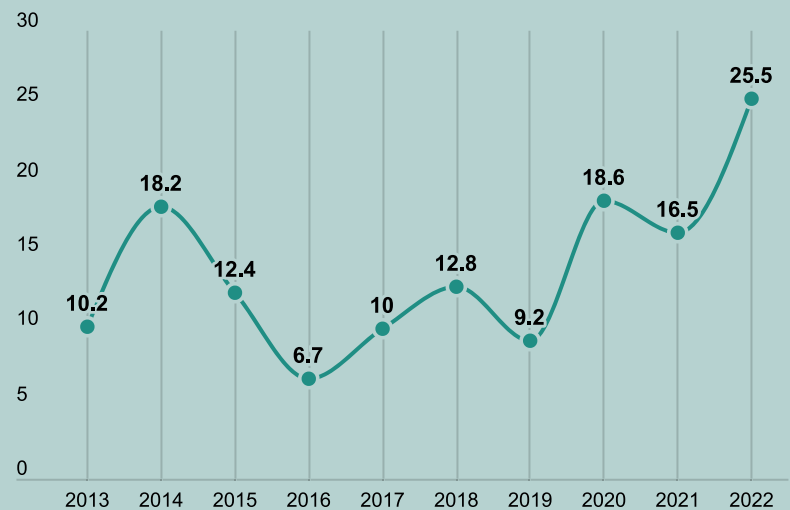
\$11,901

TOTAL FUNDING

\$42 M

During 2021–2022, 78 grantmakers awarded \$42,005,654 focused on LGBTI issues in Eastern Europe, Central Asia, and Russia. Compared to the last reporting period, the region increased in total grant amount (by 51 percent), number of grants (65 percent), and number of donors (four additional donors).

CHART 20.1: EASTERN EUROPE, CENTRAL ASIA, AND RUSSIA LGBTI FUNDING YEAR (2013–2022)



— AMOUNT IN \$ MILLIONS

Note that some donors chose not to reveal the world region geographic focus, instead only identifying the grant as within the Global South and East or deciding not to disclose the geographical location at all. These locations were redacted out of concern for the safety and security of grantees and regionally based grantmaking staff because of hostile environments.

LGBTI Funding for Eastern Europe, Central Asia, and Russia

The sub-region of Eastern Europe has consistently received the largest amount of funding for LGBTI issues in the region, accounting for 66 percent of all funding to Eastern Europe, Central Asia, and Russia in 2021–2022, an increase from 59 percent in the previous reporting period.

Central Asia accounted for 7 percent of the total, a decrease in both amount and percentage (from 14 percent in the previous report). Funding for Russia made up 4 percent of the total, also down from 14 percent in the previous report.

Funding focused on the whole region increased from 12 percent in 2019–2020 to 23 percent in 2021–2022. This is due in part to an increasing number of donors choosing to report grants at the regional level without disclosing sub-region or country/territory-level focus due to concerns for grantee security.

CHART 20.2: EASTERN EUROPE, CENTRAL ASIA, AND RUSSIA LGBTI FUNDING
SUB-REGION FOCUS (2013–2022) IN \$ MILLIONS



Sub-Region	2013–2014	2015–2016	2017–2018	2019–2020	2021–2022
Central Asia	\$1.2	\$0.4	\$1.2	\$4.0	\$2.8
Eastern Europe	\$16.6	\$13.7	\$16.2	\$16.5	\$27.9
Russia	\$7.9	\$1.6	\$3.4	\$3.9	\$1.7
Whole Region Focus	\$2.6	\$3.4	\$2.5	\$3.4	\$9.6
Total	\$28.3	\$19.1	\$23.3	\$27.8	\$42.0

Top Funders of LGBTI Funding for Eastern Europe, Central Asia, and Russia

When funds awarded for regranting are included, over \$43 million was awarded to grants focused on Eastern Europe, Central Asia, and Russia. The top 10 funders with that geographic focus awarded over \$26 million, accounting for 61 percent of all LGBTI funding in the region.

CHART 20.3: EASTERN EUROPE, CENTRAL ASIA, AND RUSSIA LGBTI FUNDING | TOP 10 FUNDERS (2021–2022)⁶²



	FUNDER NAME	TOTAL FUNDS FOR THE REGION
1	Government of Sweden	\$7,144,074
2	EEA and Norway Grants (Iceland, Liechtenstein, and Norway)	\$4,026,668
3	Sigrid Rausing Trust	\$2,445,103
4	Government of Germany	\$2,416,597
5	Outright International	\$2,414,995
6	Government of the Netherlands	\$2,280,105
7	Open Society Foundations	\$1,839,771
8	Astraea Lesbian Foundation for Justice	\$1,319,800
9	Tides Foundation	\$1,296,345
10	International Lesbian, Gay, Bisexual, Trans, and Intersex Association (ILGA) - Europe	\$1,183,108

CHART 20.4: EASTERN EUROPE, CENTRAL ASIA, AND RUSSIA LGBTI FUNDING | TOP FIVE NGO INTERMEDIARY FUNDERS (2021–2022)



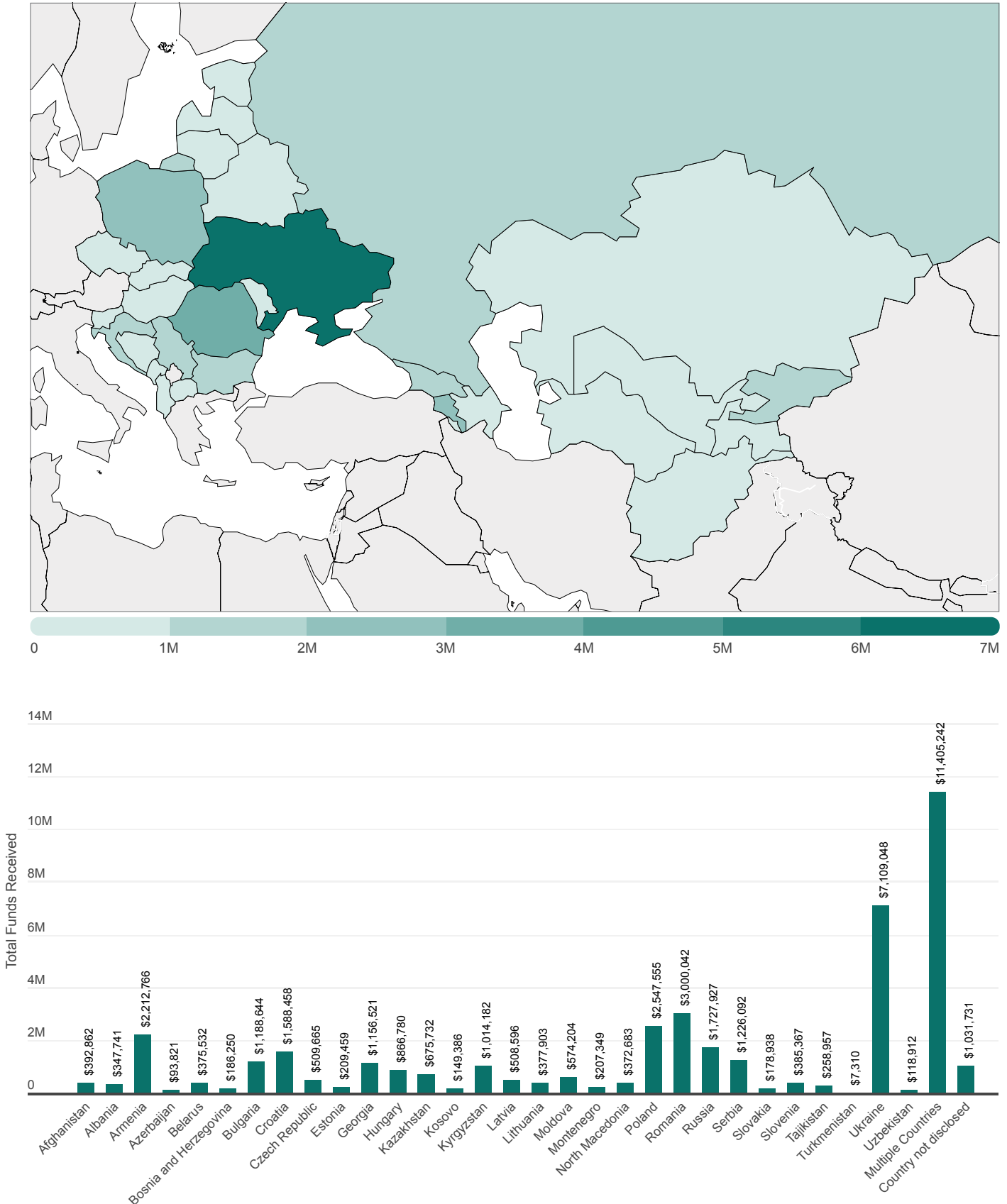
	FUNDER NAME	TOTAL FUNDS FOR THE REGION
1	Outright International	\$2,414,995
2	International Lesbian, Gay, Bisexual, Trans, and Intersex Association (ILGA) - Europe	\$1,183,108
3	Freedom House (Dignity for All: LGBTQI+ Assistance Program)	\$1,039,628
4	Swedish Federation for LGBTQI Rights (RFSL)	\$1,019,349
5	All Out Action Fund	\$491,432

NOTE: Anonymous donors awarded less than \$1 million to this region in 2021–2022.

⁶² In contrast to other calculations in this report, all lists of top funders include funds awarded for the purpose of regranting to document the full amount of LGBTI funding flowing from (or through) each funder. The total regional funding for Eastern Europe, Russia, and Central Asia in 2021–2022, including regranting, comes to \$43,406,767.

CHART 20.5: EASTERN EUROPE, CENTRAL ASIA, AND RUSSIA LGBTI FUNDING

COUNTRY FOCUS (2021-2022)



LGBTI Funding for Eastern Europe, Central Asia, and Russia, by Recipient Location

The majority of funding for LGBTI issues in this region (71 percent) went to grantees based in the area. However, 23 percent was awarded to organizations based in Belgium, Canada, Germany, Sweden, Thailand, the United Kingdom, and the United States. Six percent of funding to the region did not disclose a specific grantee country.

Less than 1 percent of funding to Eastern Europe, Central Asia, and Russia came from donors based (or headquartered) in the region. Thirty-seven percent of the funding was awarded by donors based in Northern America, 61 percent came from donors based in Western Europe, and 2 percent by donors with an unknown location.

CHART 20.6 EASTERN EUROPE, CENTRAL ASIA, AND RUSSIA LGBTI FUNDING GRANTEE LOCATION (2021–2022)

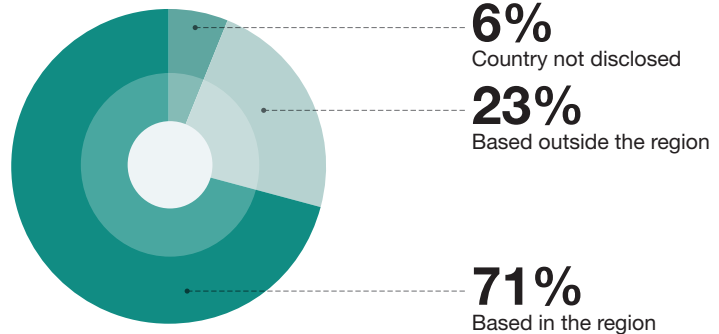
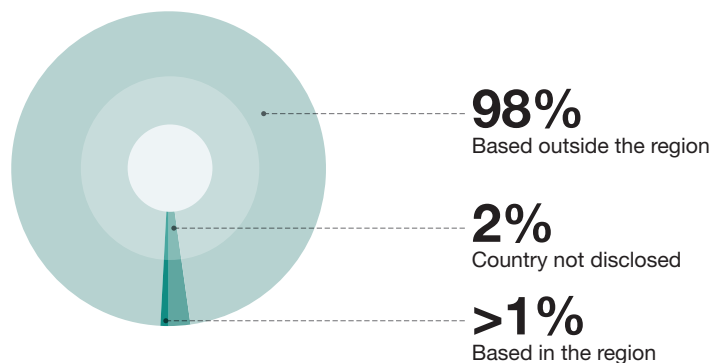


CHART 20.7: EASTERN EUROPE, CENTRAL ASIA, AND RUSSIA LGBTI FUNDING DONOR LOCATION (2021–2022)



Issues Addressed by LGBTI Funding for Eastern Europe, Central Asia, and Russia

In general, the 2021–2022 issue/sub-issue focus of LGBTI funding for the Eastern Europe, Central Asia, and Russia region aligned with overall trends compared to other regions, except for a lower percentage focused on Economic Inclusion and Strengthening Community, Families, and Visibility, and a higher percentage for Humanitarian Response. In this region, the rise in Humanitarian Assistance funding is largely focused on Ukraine or Ukrainian refugees in neighboring countries.

CHART 20.8: EASTERN EUROPE, CENTRAL ASIA, AND RUSSIA LGBTI FUNDING | ISSUE ADDRESSED (2019–2022)

R | —

Issues and Sub-Issues	2019–2020		2021–2022	
Confronting Discrimination & Violence	\$1,340,882	5%	\$3,870,237	9%
Anti-Violence	\$582,288	2%	\$2,434,715	6%
Confronting Homophobia, Biphobia, Transphobia, and Interphobia	\$758,595	3%	\$1,445,522	3%
Economic Inclusion	\$290,003	1%	\$1,048,583	2%
Housing and Homelessness	\$83,061	<1%	\$65,337	<1%
Labor/Employment	\$206,942	1%	\$983,246	2%
Education/Safe Schools	\$1,570,067	6%	\$542,957	1%
Education	\$18,143	<1%	\$147,490	<1%
Safe Schools	\$1,551,924	6%	\$395,467	1%
Health and Wellbeing	\$7,295,487	26%	\$2,479,682	6%
General Health Services and Health Promotion	\$11,994	<1%	\$103,390	<1%
HIV/AIDS	\$6,539,455	24%	\$1,598,170	4%
Mental Health, Substance Abuse, and Suicide Prevention	\$744,038	3%	\$778,123	2%
Human Rights	\$10,800,441	39%	\$23,784,591	57%
Advancing LGBTIQI Protections	\$47,469	<1%	\$233,391	1%
Challenging Anti-LGBTIQI Discrimination	\$694,820	2%	\$737,024	2%
Decriminalization	-	-	\$19,852	<1%
Gender Identity Rights	\$1,383,073	5%	\$1,303,634	3%
Human Rights (General/Other)	\$7,252,347	26%	\$19,998,964	48%
Intersex Rights	\$287,334	1%	\$290,873	1%
Marriage/Civil Unions	\$527,451	2%	\$653,022	2%
Migration and Refugee Issues	\$46,829	<1%	\$264,364	1%
Sex Worker Rights	-	-	\$12,000	<1%
Sexual and Reproductive Health and Rights	\$561,119	2%	\$271,466	1%
Humanitarian Response	\$277,803	1%	\$6,148,932	15%
Humanitarian Response	\$277,803	1%	\$6,148,932	15%
Other Issues	\$1,705	<1%	-	-
Philanthropy	\$1,705	<1%	-	-
Strengthening Community, Families, and Visibility	\$6,246,179	22%	\$4,130,673	10%
Community Building/Empowerment	\$5,385,231	19%	\$3,115,673	7%
Families	\$123,706	<1%	\$116,025	0%
Religion	\$54,237	<1%	-	-
Sports	\$8,639	<1%	-	-
Visibility	\$674,366	2%	\$898,976	2%
Total	\$27,822,567	100%	\$42,005,654	100%

Strategies Addressed by LGBTI Funding for Eastern Europe, Russia, and Central Asia

In general, the 2021–2022 strategy/sub-strategy focus of LGBTI funding for the Eastern Europe, Central Asia, and Russia region aligned with overall trends compared to other regions, except for a higher-than-average percentage of funding for Advocacy and Direct Service and lower for Capacity Building and Training.

CHART 20.9: EASTERN EUROPE, CENTRAL ASIA, AND RUSSIA LGBTI FUNDING STRATEGY ADDRESSED (2019–2022)



Strategy	2019–2020		2021–2022	
Advocacy	\$17,536,397	63%	\$25,861,677	62%
Capacity Building and Training	\$1,856,136	7%	\$1,977,988	5%
Culture and Media	\$1,032,043	4%	\$1,142,390	3%
Direct Service	\$7,247,322	26%	\$11,094,177	26%
Multi/Other	\$14,855	<1%	\$90,000	<1%
Philanthropy and Fundraising	\$44,624	<1%	\$582,332	1%
Research	\$91,190	<1%	\$1,257,090	3%
Total	\$27,822,567	100%	\$42,005,654	100%