

---

# Global Resources Report

.....

Government and Philanthropic Support  
for Lesbian, Gay, Bisexual, Transgender,  
and Intersex Communities

.....

2021/2022



---

# Global Resources Report

.....

**Government and Philanthropic Support  
for Lesbian, Gay, Bisexual, Transgender,  
and Intersex Communities**

.....

**2021/2022**



**GLOBAL  
PHILANTHROPY  
PROJECT**

# Table of Contents

<b>4</b>	<b>Letter from the GPP Director</b>	
<b>6</b>	<b>Introduction</b>	
<b>8</b>	<b>Methodology Key Points</b>	
<b>10</b>	<b>The Big Picture</b>	
	Overview of Global LGBTI Funding, 2021–2022	10
	<b>Behind the Numbers:</b> What Is the Source of the Big Increase?	13
	Fluctuations by Reporting Period	15
	<b>Behind the Numbers:</b> Democracy, Autocracy, and LGBTI Funding	22
	Top Funders and Recipients	34
	Sources of Funding	48
	Type of Support	50
	Issues Funded	54
	Strategies Funded	59
	Population Focus	62
	<b>Behind the Numbers:</b> COVID Funding Impacts	79
<b>84</b>	<b>Funding for LGBTI Issues in the Global South and East</b>	
	Top Funders and Recipients	86
	Sources of Funding	88
	<b>Behind the Numbers:</b> Global Philanthropy Project	89

	Snapshot: Asia and the Pacific	93
	Snapshot: Eastern Europe, Central Asia, and Russia	100
	Snapshot: Latin America and the Caribbean	107
	Snapshot: Middle East and North Africa	114
	Snapshot: Sub-Saharan Africa	120
	Snapshot: Multiregional LGBTI Funding for the Global South and East	127
<b>130</b>	<b>Funding for LGBTI Issues in the Global North</b>	
	Top Funders and Recipients	132
	Sources of Funding	134
	Snapshot: Northern America	135
	Snapshot: Western Europe	138
<b>144</b>	<b>Funding for International LGBTI Issues</b>	
	Top Funders and Recipients	146
	Sources of Funding	148
	<b>Behind the Numbers:</b> Which Funders Are Missing from This Report?	149
	<b>Behind the Numbers:</b> What Changed in the Report?	152
<b>153</b>	<b>Methodology</b>	
<b>161</b>	<b>Appendices</b>	
	Appendix I: Funding by Country or Territory of Focus	161
	Appendix II: List of LGBTI Grantmakers	168
	Appendix III: <i>Global Resources Report</i> Selected Taxonomy	175
<b>178</b>	<b>About the Report</b>	
	About Global Philanthropy Project	178
	Acknowledgments & Report Credits	179

# Letter from the GPP Director

**D**ear friends, members, colleagues, and collaborators: We stand at a pivotal moment in history — the actions we take today will shape the futures of generations to come. The *2021–2022 Global Resources Report* vividly illustrates both the progress made and the glaring disparities that remain in funding for LGBTI communities worldwide. It is a clarion call for us to rise to the occasion and ensure that LGBTI individuals are not left behind in our pursuit of equitable futures and robust democracies.

## **A Generational Commitment**

The data is both inspiring and sobering. Over the past decade, funding for LGBTI issues has seen significant growth, with a notable increase of 57 percent in global funding from 2019–2020 to 2021–2022, reaching a two-year total of \$905 million. Yet, this is merely a fraction of what is needed to address the widespread and systemic challenges faced by global LGBTI communities. The disparities are particularly stark in the Global South and East, where 50 countries received less funding than in the previous report and 50 more countries and territories received no LGBTI funding.

## **The Urgent Case for Action**

LGBTI communities are on the frontlines of defending and advocating for our rights and survival amidst numerous crises—pandemics, humanitarian emergencies, and rising autocratic pressures. Our communities exhibit unparalleled resilience and creativity, often supporting each other when state and humanitarian systems fail. However, they cannot do it alone. This report highlights that significant gaps still remain, particularly in regions where the needs are most acute. For example, funding in Asia and the Pacific and in the Middle East and North Africa remain critically low, yet these areas face some of the most severe human rights challenges.

This report asks us to confront the fact that only 32 percent of all LGBTI funding is focused on the Global South and East, regions that are home to 90 percent of the world's population.

The report also exposes the reality that even in more resourced and more democratic environments, LGBTI people are not all receiving the benefits in equitable ways. Especially when we look more deeply at the funding for specific populations, we see that there is much work to do in meeting the needs of the full LGBTI community.

### **Your Role in Building a Just Future**

This report asks us to commit to increased LGBTI funding and funding more responsive to the documented gaps and opportunities. Together we can commit critical new resources to address these disparities and help build a future where every LGBTI individual lives free from fear and with dignity and equality. We must support immediate needs and invest in the long-term, systemic changes that will have cascading impacts for civil society as a whole.

### **Why This Matters for Democracy**

Our support for LGBTI rights is integral to fostering robust democracies. Inclusive societies where all individuals' rights are respected are more stable, prosperous, and resilient. Your grantmaking is not an act of charity; it is an investment and a demonstrated commitment to human rights.

### **Join Us in This Vital Mission**

We call on you—philanthropists, government leaders, and international development actors—to commit new financial resources at levels that meet this historic time. Let us bridge the gaps, address the disparities, and ensure that resources are directed where they are needed most.

Together let's make a generational commitment to queer futures, robust democracies, and our shared duty to uphold the human rights and dignity of LGBTI people around the world.

Yours in solidarity,



**Matthew Hart**

Executive Director, Global Philanthropy Project

# Introduction

**W**e are pleased to present the *2021–2022 Global Resources Report: Government and Philanthropic Support for Lesbian, Gay, Bisexual, Transgender, and Intersex Communities*, a comprehensive report on the state of foundation and government funding for lesbian, gay, bisexual, transgender, and intersex (LGBTI) issues. **This report documents over 20,000 grants awarded by nearly 1,300 foundations, intermediary NGOs, and corporations and by 16 donor government and multilateral agencies.** The report details the distribution of LGBTI funding by geography, issue, strategy, population focus, donor type, and type of support. It is a tool for identifying trends, gaps, and opportunities in the rapidly changing philanthropic and development landscapes.

This fifth edition of the *Global Resources Report* documents comprehensive data across **10 calendar years**, enabling analysis of LGBTI funding trends throughout the decade.

This report is the most comprehensive resource available on worldwide LGBTI funding, and it provides powerful data to advocates ranging from grassroots local LGBTI movement leaders to global development actors. Advocates for funding equity regularly use the report to make the case for addressing and resolving funding gaps. Grantmakers use the data to develop strategic funding plans and increase their impacts. Donor governments use the report to inform their foreign affairs funding and policies. Previous editions of this report have catalyzed new funds for LGBTI communities and have been regularly used to better attune LGBTI funding to address unmet needs.

Given the Global Philanthropy Project’s mission to expand global philanthropic support to advance the human rights of LGBTI people in the Global South and East, **we are pleased to report that across 10 years, funding for the Global South and East has more than doubled.**

**In 2021–2022, nearly \$287 million, or 32 percent of all funding for LGBTI issues, was focused on the Global South and East—a 56 percent increase in grant amount from the previous report.**

Sixty-eight foundations were included for the first time in this edition, including 41 based outside the United States.

**\$287 M**

**for the Global South and East**

**+56%**  
compared to  
2019-2020

This report takes over a year to produce and reflects countless hours of labor. The research team for this edition included Jay Postic, *Global Resources Report* analyst since 2019; José Antonio Otoya Nieto, who joined for many months of grant-coding support; Nico Amador, who supported the outreach and data review; and all members of the GPP staff, with special appreciation to Aurore Guieu and David Scamell for their collaboration in the data development and analysis of donor governments, multilateral agencies, and related elements of the narrative. This edition was also developed in collaboration with a 17-member advisory committee, each grantmaker who shared their data, partner philanthropic networks who shared the call for data with their members, our primary data partners at Funders for LGBTQ Issues, data-sharing partnership from Funders Concerned About AIDS and Prospera International Network of Women's Funds, and each of the GPP members and partners who supported the costs of the report.

It is a great honor to be trusted with visibility into the breadth of activities, creative solutions, and deep challenges found in the grant details of global, regional, and local LGBTI movements for human rights. The organizations who share their stories with grantmakers and the grantmakers who share their own documentation with this research team are all balancing awareness of the risk of this visibility with a belief in the power that these findings can generate for our shared efforts in the coming years.

With gratitude and commitment to activate and build that power,



**Ezra Berkley Nepon**

*Global Philanthropy Project*

Senior Program Officer for Knowledge and Learning



# Methodology

## Key Points

A longer section on this report's methodology<sup>1</sup> is included on [pages 153-160](#); however, we share some key points for an accurate reading of the reported data.

### a

**This report only includes grants to organizations or programs that focus on an LGBTI issue or population.** For example, a human rights organization receiving a grant to provide asylum services to marginalized refugees, open and welcoming of all refugees including LGBTI people would not be included in the report. It would be included if that same human rights organization received a grant to provide asylum services specifically supporting LGBTI refugees. In some cases, donors who track funding to multiple impacted populations have been able to identify a prorated percentage of a larger grant with a demonstrated LGBTI focus.

### b

**This report documents full grant amounts to the calendar year the grant was awarded, not the year(s) of grant disbursement.**<sup>2</sup> This means that for multiyear commitments, the full sum of the grant is counted in the calendar year in which it was awarded. For example, a three-year grant for \$30,000 awarded in 2021 and disbursed in three annual payments of \$10,000 would be documented in this report as a \$30,000 grant in 2021.

### c

**Domestic government funding is not included in this report.** The report consists of funding by donor governments focused on international development efforts to advance LGBTI rights.

<sup>1</sup> This methodology was developed in partnership with Funders for LGBTQ Issues, based on their U.S. domestic grant tracking report. In recent editions, these connected reports have diverged in elements of methods and taxonomy to best meet the needs of each research team and context. However, the research teams maintain close collaboration and coordination to ensure coherence across the domestic U.S. and global reports.

<sup>2</sup> Please note that grantmakers reported grant total amounts that were awarded during calendar years 2021 and 2022. In many cases, the totals do not align with the institutions' fiscal years or accounting practices, resulting in common variation from total grant disbursements as reported on U.S. 990 tax forms and other public documentation.

**d**

Throughout the report, charts include a key to indicate whether funds awarded for the purpose of regranting are included. Funds awarded for regranting are removed from most calculations to avoid double-counting. Lists of top donors and charts showing funding by the type of donor do include funds awarded for regranting to document the full amount of LGBTI funding flowing from (or through) each donor or donor type.

**e**

Throughout this report, charts include a key to indicate whether funds focused on the United States of America (the U.S.) are included. This report contains two primary data streams. Grant data from foundations based in the United States is primarily<sup>3</sup> collected by Funders for LGBTQ Issues and shared with Global Philanthropy Project for the development of this global report. Grant data from foundations based outside of the United States and from government and multilateral agencies is collected directly by Global Philanthropy Project. Funders for LGBTQ Issues produces a detailed U.S. domestic LGBTI funding tracking report.

**f**

Throughout the report, all monetary figures are provided in United States dollars (USD). While submissions were received in multiple currencies, they were calculated in USD based on mid-year exchange rates.

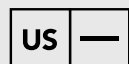
**Symbol/Key**

Regranting

U.S. Funding



**INCLUDED**



**NOT INCLUDED**

<sup>3</sup> Due to a shift in GPP’s reporting timeline, Funders for LGBTQ Issues cooperated to enable GPP to collect grant data directly from about 65 key U.S.-based foundations for this edition. We are extremely grateful for the flexibility and partnership of Funders for LGBTQ Issues and these early-reporting donors.

# **Overview of Global LGBTI Funding, 2021–2022**

---

**Total Funds**

**\$905 million**

---

**1,296**

**Number of Foundations,  
NGO Intermediaries,  
and Corporations**

---

**16**

**Number of Donor  
Governments and  
Multilateral Agencies**

---

**20,108**

**Number of Grants**

---

**8,033**

**Number of Grantees**

---

## SCOPE AND CONTEXT OF REPORT

This fifth edition of the *Global Resources Report* draws from a combined 10 years of data to provide an overview of philanthropic funding for LGBTI issues worldwide. It documents data on funding from private and public foundations, intermediary NGOs, corporations, donor government agencies, and multilateral agencies.

This edition of the report features funding awarded in calendar years 2021 and 2022 for LGBTI-focused organizations and projects that specifically focus on LGBTI communities.

Between the 2019–2020 reporting period and the 2021–2022 reporting period, **global LGBTI funding grew by over \$329 million, or 57 percent. About half (55 percent) of that increase was focused on the United States.**

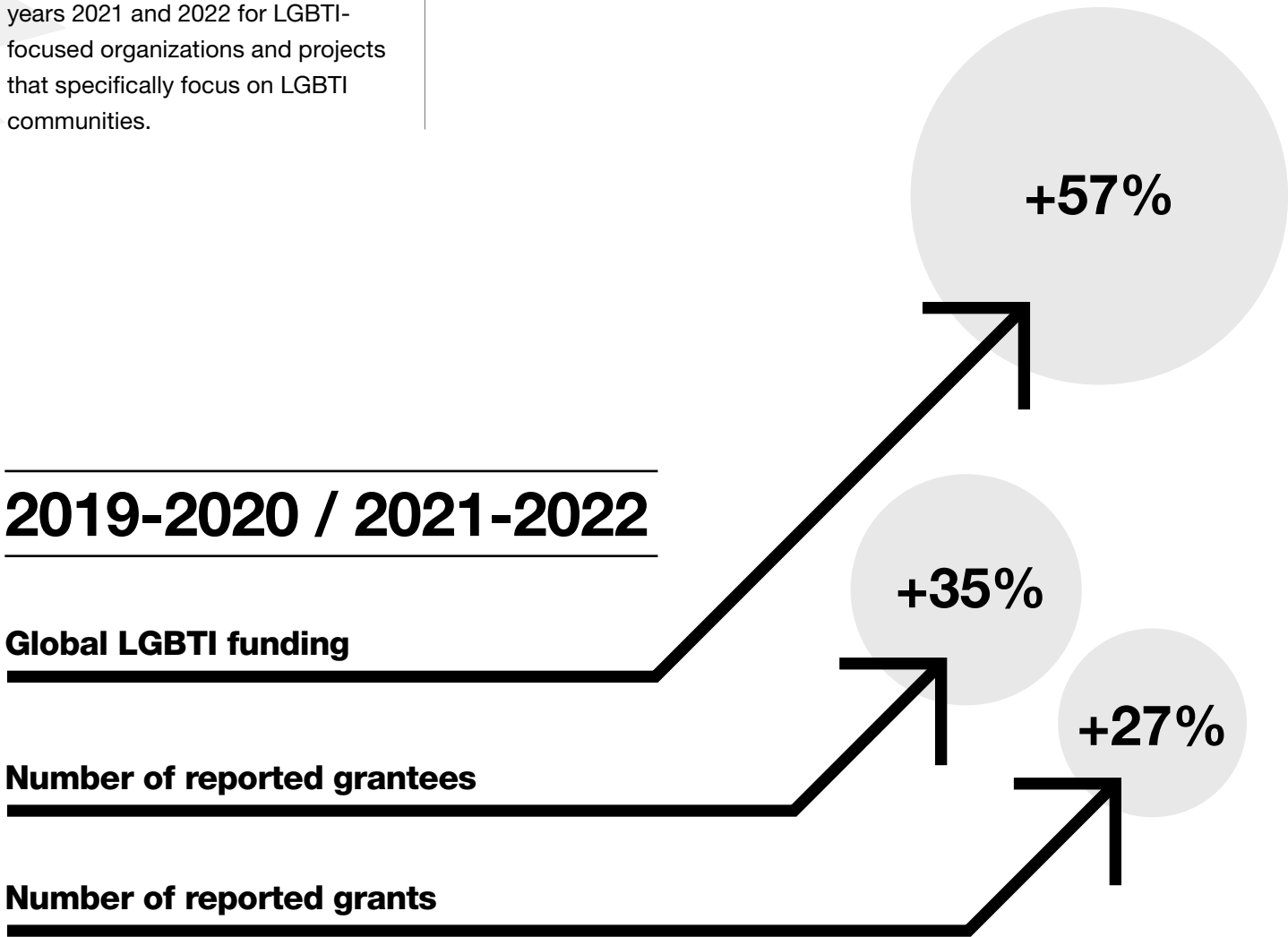
In comparing the same period, there was a **27 percent increase in the number of reported grants and a 35 percent increase in the number of reported grantees.**

### 2019-2020 / 2021-2022

**Global LGBTI funding**

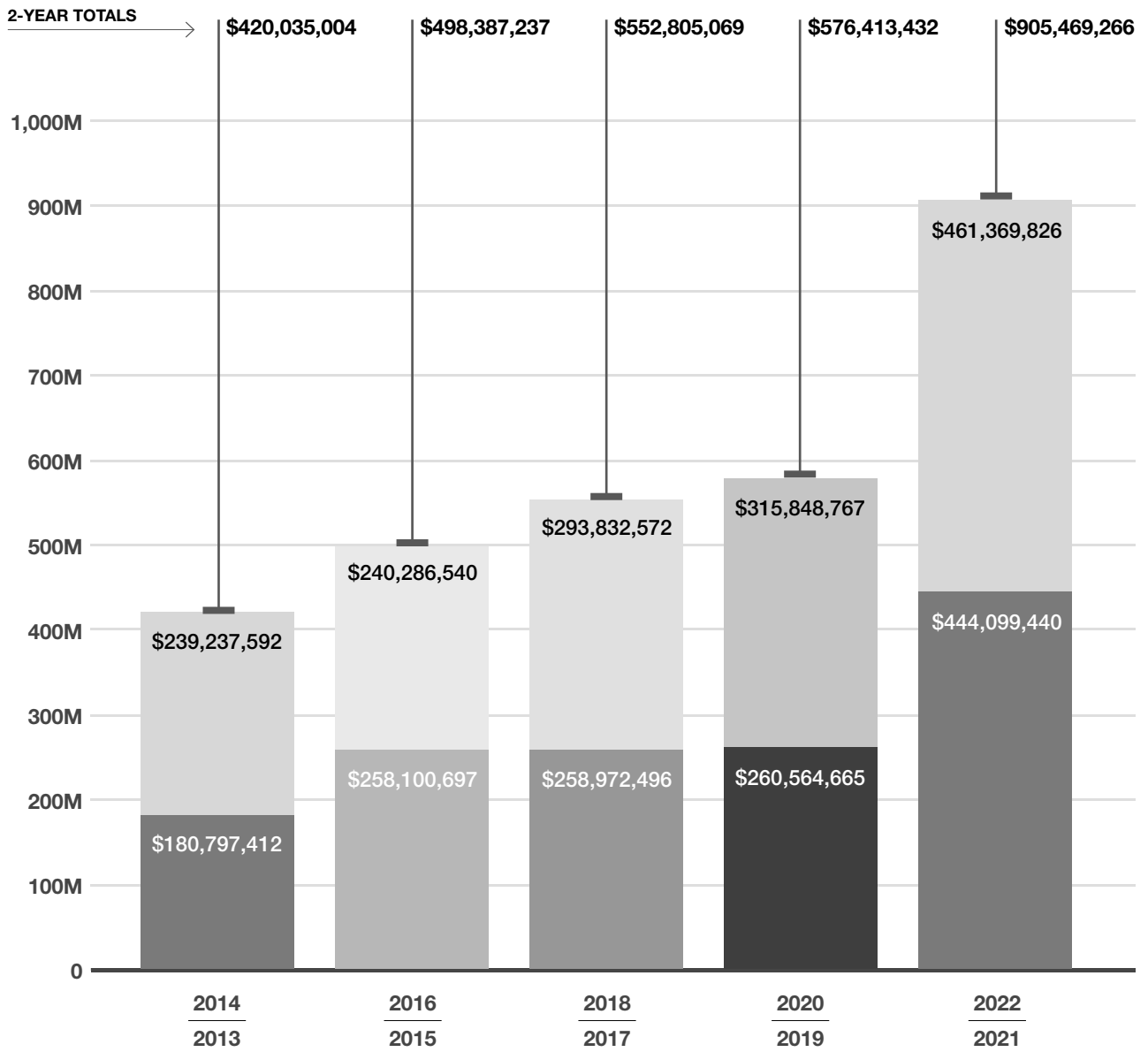
**Number of reported grantees**

**Number of reported grants**



**CHART 1.1: GLOBAL LGBTI FUNDING | YEARS (2013–2022)**

*Including funding focused on the United States*



R - US +

## BEHIND THE NUMBERS

---

# WHAT IS THE SOURCE OF THE **BIG** INCREASE?

In 2021–2022, compared with the previous report, global LGBTI funding focused outside of the United States increased by over \$147 million, rising 59 percent—a much greater increase than previously documented in the 10 years of this report. **This increase is a success for our movements**, reflecting many years of dedicated advocacy by LGBTI civil society and by advocates within philanthropy, including Global Philanthropy Project and its 23 member organizations. At the same time, **the increase is not distributed equitably across geographies, populations, issues, and other elements of global LGBTI movements**. This report is a tool for identifying and advocating around the ongoing and, in some cases, deepening gaps. For example, country-focused funding has decreased in 60 countries since the previous report.

**What are the factors that caused such a big change?** A combination of newly reporting major donors, increases across a large number of top donors, and widely spread increases among donors awarding smaller amounts yielded a genuine increase across the funding ecosystem.

**+\$147 M**



**+59%**

About \$55 million of the increase (37 percent) reflects grantmaking by 68 donors who did not previously share grant data and 3 that have reported in the past but not in the 2019–2020 report. Of these “new” donors,<sup>4</sup> two donor governments and 11 foundations each awarded over \$1 million across 2021–2022, making up a combined total of over \$51 million (35 percent of the total increase). More specifically, the inclusion of the U.S. government<sup>5</sup> accounted for 13 percent of the total increase, and the inclusion of funding by MacKenzie Scott accounted for 8 percent of the increase.

A scan of the top donors who reported for both 2019–2020 and 2021–2022 shows an additional increase of \$91 million. The remaining 1 percent of the increase was spread across donors awarding smaller amounts. An evaluation of the increase by type of donor can be found in Chart 8.2.

While funding focused on the United States is excluded from the above analysis, Funders for LGBTQ Issues documented a similar increase in their 2021 annual domestic U.S. tracking report, with total funding rising 56 percent compared to 2020 levels.<sup>6</sup> In comparison to that large increase, the U.S.-focused funding amount maintained a relatively consistent level between 2021 and 2022, reflecting a similar trend to the global funding increase.

“ This **increase** is  
a **success** for  
our **movements.** ”

4 Some of these “new” top funders are newly established grantmaking mechanisms, for example, StartSmall LLC (created by Twitter co-founder and former CEO Jack Dorsey) launched in 2020, the Black Feminist Fund launched in 2021, Equitas made its first round of grant awards in 2021, and the Nebula Fund launched in 2022. Others are newly included due to new public reporting, especially in the case of the Yield Giving public site, launched in 2022, which provided a database of grants awarded by MacKenzie Scott. In some cases, newly reporting donors reflect successful efforts of the *Global Resources Report* outreach process, both in identifying donors supporting LGBTI issues and populations and in coordinating to enable their first-time participation in the report.

5 Funds awarded by the U.S. government were included in the 2013–2014 edition of the *Global Resources Report* but were not reported during 2015–2020.


6 Find the most recent *Tracking Report: Lesbian, Gay, Bisexual, Transgender, and Queer Grantmaking by U.S. Foundations* at <https://lgbtfunders.org/research>

## FLUCTUATIONS BY REPORTING PERIOD

Fluctuations in funding from year to year, or biennial report to biennial report, may be indicators of a material change in funding conditions, but they may also reflect other differences over time. For example, changes in which donors are included in the reports can cause a meaningful increase or decrease, most often notable when evaluating specific geographies, populations, or other focus areas—especially in the case of large foundations or donor governments.

The 2019–2020 edition of this report was meaningfully impacted by the emergence of the COVID-19 pandemic, both in documenting changes to funding flows being directed or redirected to pandemic response and in accounting for delays to U.S. tax reporting and other disruptions, which resulted in 250 fewer U.S.-based foundations being included in the 2019–2020 edition than in the previous report.

This edition of the report finds a 325% increase in the number of U.S.-based foundations! This increase is due to a change by Funders for LGBTQ Issues in their data collection model for the 2022 domestic U.S. LGBTQ grant tracking report, accessing 990 tax report data directly from the Internal Revenue Service (IRS) instead of using a third-party filtering service. However, the research team at Funders for LGBTQ Issues notes that 85 percent of grantmakers included through this method had awarded less than \$1,000 to LGBTQ issues and groups, and 67 percent awarded only one grant to LGBTQ communities and causes, affirming that their previous methodology had successfully documented the majority of LGBTI funding focused on the United States.



For more information about fluctuations over time, see “Which Funders Are Missing from This Report” on [page 149](#).

U.S.-based donors

**+325%**



## Increasing Accuracy Over Time

This report provides the data used by philanthropic, civil society, and government actors to map resources moving to global and regional LGBTI human rights and to advocate and make a case for new and improved funding. The report is produced over a full year—from data collection to publication—through the efforts of a multi-stakeholder ecosystem, and responsibility for its accuracy is shared and valued among its reporting donors. In the alternating year, additional improvements are evaluated and implemented. Development of additional materials,

such as the “Diving Deeper” brief series,<sup>7</sup> also enables more detailed analysis and can identify opportunities for data improvement.

Some variation among the reported numbers is due to improvement over time in the *Global Resources Report* data collection, verification, and analysis processes. In preparing each new edition of the report, Global Philanthropy Project is able to work more closely with many reporting donors—offering tailored guidance, improving the reporting template, and following up with clarifying

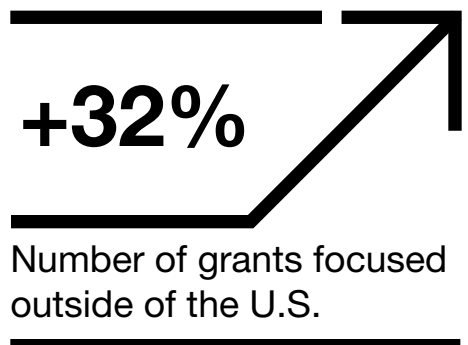
questions—resulting in more accurate coding. One key impact of this evolving process is an increased ability to exclude grants that are inclusive of but not focused on LGBTI communities. As the dataset evolves with consecutive years of information about both donors and grantees, the analysts can also re-code previous grants with more specificity. Through this ongoing learning, the dataset becomes more accurate over time. To learn more about the changes in this edition of the report, see the Methodology section on [page 153](#).

## Expanding Data

The total number of reporting donors increased dramatically (over 150 percent) in 2021–2022 compared to the previous reporting period, with 97 percent of that increase reflecting grants focused on the United States.

Relatedly, the total number of grants increased by 27 percent, with grants focused on the United States representing 66 percent of that increase. The number of grants focused outside of the United States increased by 24 percent and has been growing steadily over time.

The number of grantees increased by 35 percent, with grantees focused on the United States representing 64 percent of that increase. The number of grants focused outside of the United States increased by 32 percent and has also been growing steadily over time, indicating a critical need for increasing growth in funding to keep pace with the number of active organizations focused on LGBTI populations and issues worldwide.



<sup>7</sup> *Diving Deeper Series: Under the Surface of LGBTI Funding Data*. (2021). Global Philanthropy Project. <https://globalphilanthropyproject.org/diving-deeper/>

CHART 1.2: GLOBAL LGBTI FUNDING | NUMBER OF GRANTMAKERS (2013–2022)

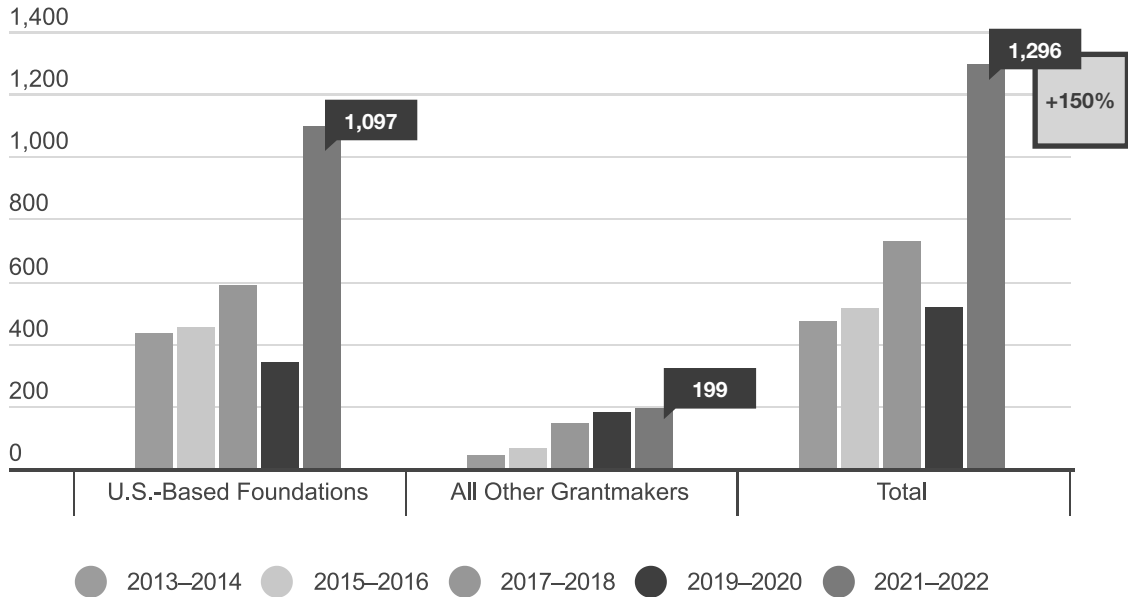


CHART 1.3: GLOBAL LGBTI FUNDING | NUMBER OF GRANTS (2013–2022)

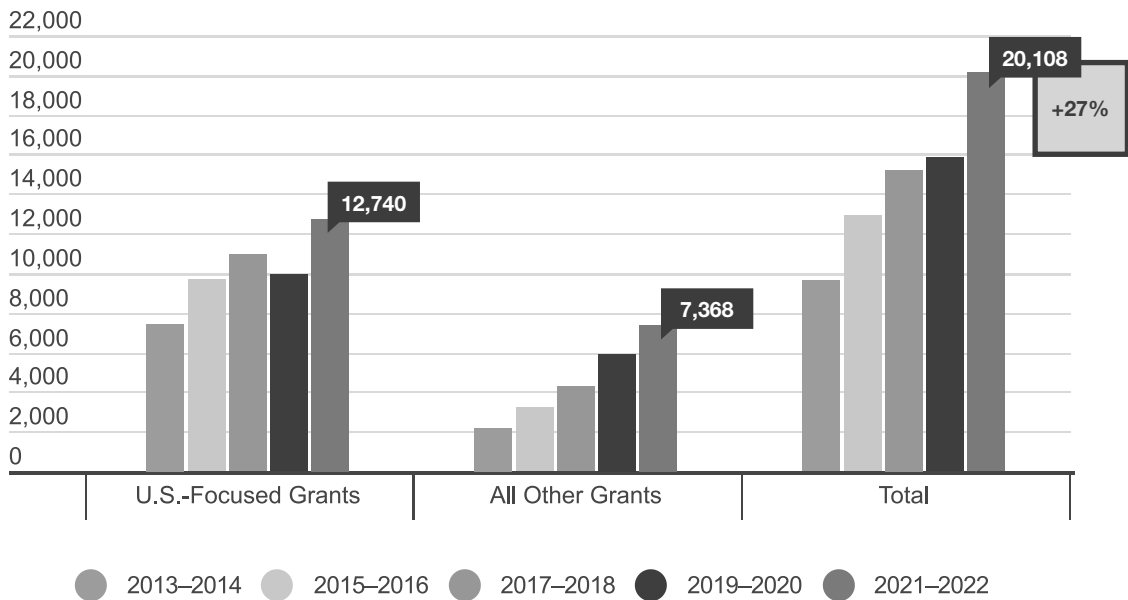
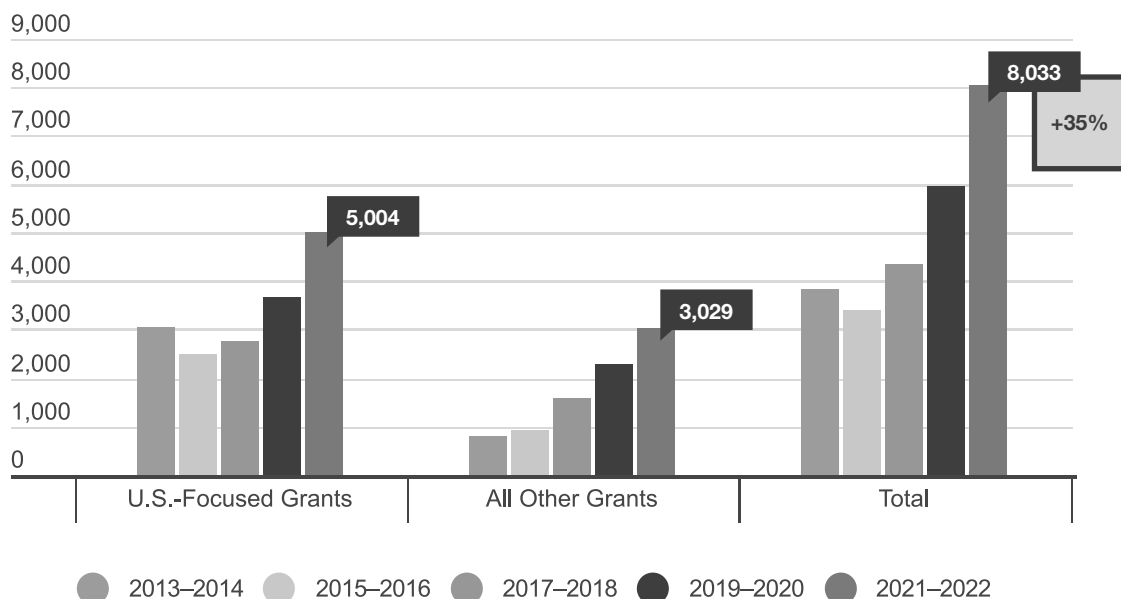


CHART 1.4: GLOBAL LGBTI FUNDING | NUMBER OF GRANTEES<sup>8</sup> (2013–2022)



Over the past 10 years, when funds focused on the United States are included, the average grant size has maintained a relatively stable level in the range of \$36,000 to \$45,000.

**When U.S.-focused funds are removed, the average grant amount has been steadily decreasing** from nearly \$104,000 in 2013–2014 to about \$55,000 in 2021–2022.

The decrease in average grant size is present across most donor types. The largest decrease was among NGO intermediary funders (down 66 percent), multilateral agencies (down 41 percent), corporate foundations (down 31 percent), and public foundations (down 22 percent). Government donors’ average grant size decreased by only 15 percent.<sup>9</sup> In comparison, funding from private foundations increased by 34 percent

comparing 2013–2014 to 2021–2022; however, that increase reflects a rise in the most recent report after a steady decline in previous reporting periods.

<sup>8</sup> The number of grants awarded to anonymous grantees has increased with each edition of the *Global Resources Report* and has grown from under 500 in 2013–2014 to nearly 2,500 in 2021–2022. These grantee names are anonymized either by the grantees themselves or the reporting donors out of concern for safety and security due to operating in hostile environments. It is impossible to discern the true number of organizations represented within the anonymous grantee category. For this reason, the number of grantee organizations is surely greater for each year than the numbers documented in this chart and the numbers identified throughout the report.

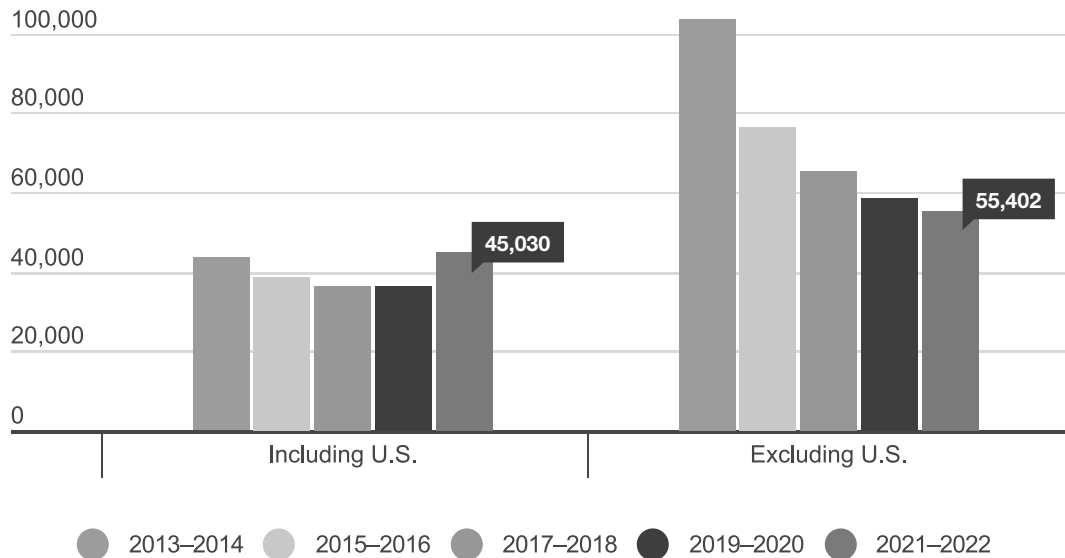
<sup>9</sup> This decrease may also correlate to a 45 percent increase in the amount and the number of grants awarded through embassies, which can offer smaller grant sizes than other government funding mechanisms.

This average grant decrease likely reflects a few related factors. First, it correlates to an increasing role of intermediary NGOs and intermediary public foundations in receiving large grants from private foundations and donor governments in order to regrant those funds in generally

small to medium-sized grant amounts. Another likely correlation is the increase in the number of grantees, with growing numbers of new organizations that are likely to receive smaller grants in the early stages of their development.

One likely factor in average grants excluding the U.S. being higher: this report does not include grants from donor governments, often awarded in larger amounts, focused on the U.S.

CHART 1.5: GLOBAL LGBTI FUNDING | AVERAGE GRANT SIZE (2013–2022)



## GLOBAL FUNDING COMPARISON

While celebrating the significant increase in LGBTI global funding in 2021–2022, the sobering context is unchanged from previous reports. Funding focused on the global LGBTI community has maintained an extremely small percentage compared to overall foundation funding and overall funding from donor governments.

In 2021–2022, all global LGBTI foundation funding—including funds focused on the United States—accounted for less than 39 cents out of every \$100 of overall worldwide foundation funding. This represented an increase of 4 cents out of every \$100 compared to previous reporting periods, an achievement to be recognized but far from the level of funding needed.<sup>10</sup>

In the same two years, global LGBTI funding from donor governments again was equivalent to 4 cents out of every \$100 of international development efforts and assistance (known as ODA), maintaining the same level as the previous reporting period.<sup>11</sup>

Another way to understand the scale of global LGBTI funding is to compare it with just a few large organizations working to oppose LGBTI human rights: **Alliance Defending Freedom, Focus on the Family, and the Christian Broadcast Network.** In 2021–2022, these three organizations reported a combined income of over \$1 billion, which is more than that of 8,000 grantees across the global LGBTI movement during the same years.<sup>12</sup>

### 2021-2022

#### REPORTED INCOMES

3 anti-LGBTI organizations

**\$1 Billion**

#### GRANTS RECEIVED

8,000+ global LGBTI grantees

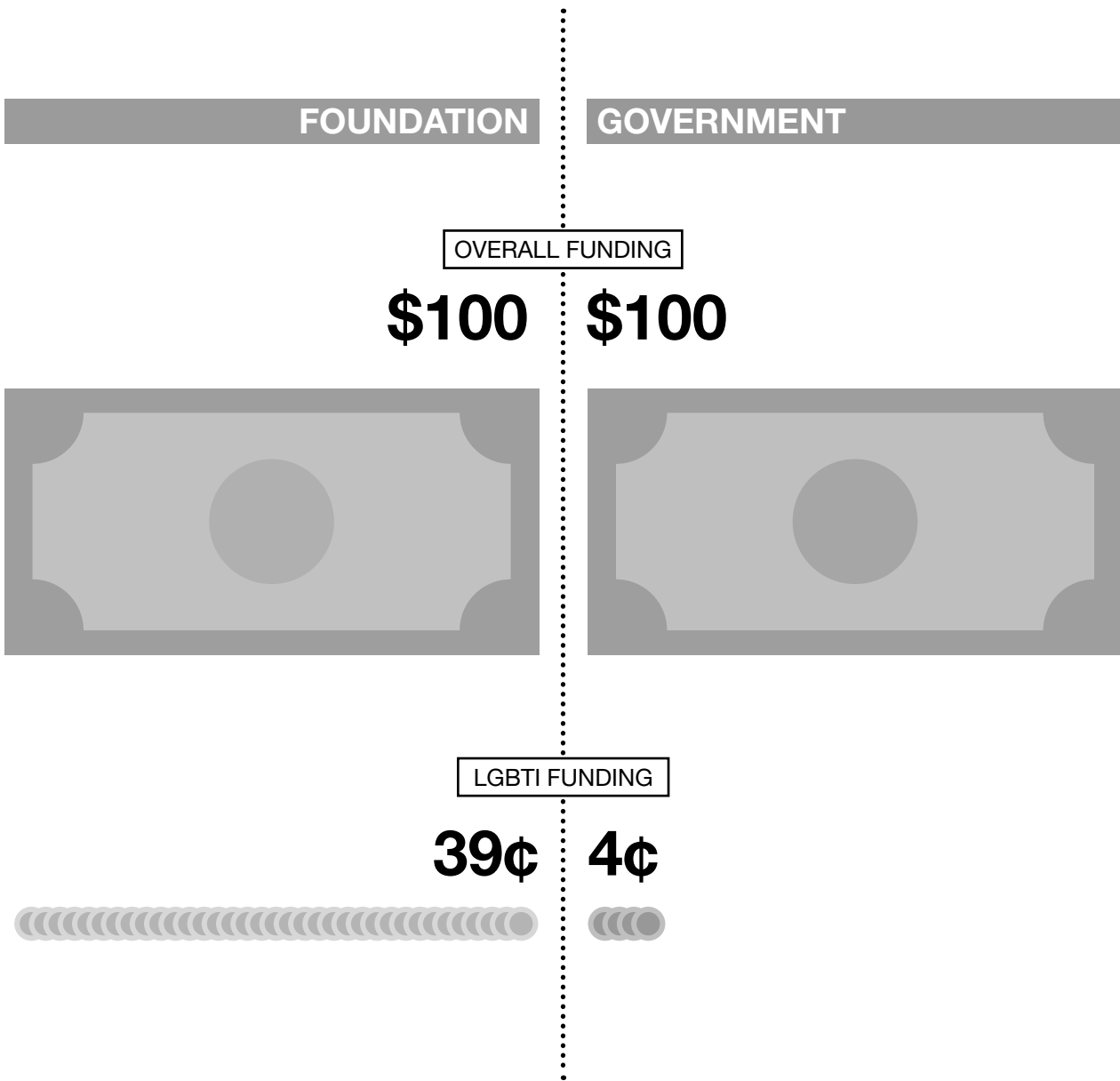
**\$905 M**

<sup>10</sup> Due to the varying availability of other comparison data on global philanthropy, this report has standardized to compare global LGBTI foundation funding with overall U.S. foundation funding as documented in the *Giving USA Annual Report on Philanthropy*. The phrase "less than 39 cents" is intended to indicate that the percentage would be significantly lower if foundation funding focused outside of the United States was possible to document and include in the comparison. This edition's comparison number for all foundation funding in the United States is \$196.09 billion. Also, this chart does not account for inflation—if it did, the comparative increase of four cents would become less significant.

<sup>11</sup> Official development assistance (ODA) is defined by the Organisation for Economic and Co-Operation and Development (OECD) Development Assistance Committee (DAC) as government aid that promotes the economic development and welfare of developing countries. The OECD documented \$397 billion in ODA during 2021–2022.

<sup>12</sup> Revenue records for the Alliance Defending Freedom and Christian Broadcasting Network retrieved from the ProPublica Nonprofit Explorer ([ADF](#)) ([CBN](#)). Revenue records for Focus on the Family were retrieved via their financial disclosures ([2021](#), [2022](#)).

CHART 2.1: GLOBAL LGBTI FUNDING | COMPARISON TO OVERALL FUNDING (2021–2022)



## DEMOCRACY, AUTOCRACY, AND LGBTI FUNDING

Democratic backsliding and rising authoritarianism have accelerated in recent years while LGBTI communities have experienced increased legislative, political, and social persecution across different parts of the world. These two phenomena often occur in correlation to each other, and in many contexts, attacks on LGBTI communities are precursors to the erosion of democratic norms and institutions. The V-Dem Institute's annual *Democracy Report* uses the world's largest dataset on democracy to categorize countries (and some territories) as one of four types of regimes: Liberal Democracy, Electoral Democracy, Electoral Autocracy, and Closed Autocracy.<sup>13</sup> It also indicates whether a country is democratizing, autocratizing, or remaining neutral.<sup>14</sup>

There are approximately the same number of autocratic countries (85) as democratic ones in the world (90). However, consensual

same-sex sexual acts are far more likely to be criminalized in an autocratic country (47 percent versus 16 percent). In autocratic countries, it is more likely not possible (or unclear if possible) to change gender markers compared to democratic countries (88 percent versus 43 percent). It is slightly more likely that autocratic countries lack legal restrictions on interventions on intersex minors (96 percent versus 90 percent), reflecting the continuing lack of legal protections for intersex minors against interventions almost anywhere in the world.<sup>15</sup>

---

<sup>13</sup> Evie Papada, David Altman, Fabio Angiolillo, Lisa Gastaldi, Tamara Köhler, Martin Lundstedt, Natalia Natsika, Marina Nord, Yuko Sato, Felix Wiebrecht, and Staffan I. Lindberg. 2023. *Defiance in the Face of Autocratization*. *Democracy Report 2023*. University of Gothenburg: Varieties of Democracy Institute (V-Dem Institute); page 39.

<sup>14</sup> Fn 2; pages 42-43.

<sup>15</sup> ILGA World Database: Area 1 Legal Frameworks. <https://database.ilga.org/en>

**CHART 3.1 | COUNTRY FOCUS | DEMOCRACY VS AUTOCRACY (2021–2022)**

	Total Number of Countries	Countries where consensual same-sex sexual acts are criminalized	Countries where it is not possible to change gender markers	Countries where there are no legal restrictions on interventions on intersex minors
% <b>Autocratic</b>		47%	88%	96%
#	85	40	75	82
% <b>Democratic</b>		16%	43%	90%
#	90	14	39	81

Considering LGBTI grantmaking by country focus indicates the comparative funding flows between these categories. While funding for LGBTI issues has generally risen worldwide, the rate of increase has been higher in democratic than in autocratic countries. Analyzing the amount of country-focused funding on a per capita basis, on average, democratic countries received more than double the amount of reported funding than autocratic countries.<sup>16,17</sup>

**CHART 3.2 | GLOBAL LGBTI FUNDING | COUNTRY FOCUS, DEMOCRACY VS. AUTOCRACY (2021–2022)**

Regime	# of countries	2019–2020	2021–2022	% Change	Average per capita (USD)
<b>Democracies (with U.S.)</b>	90	\$416,576,076	\$626,827,439	50%	0.14
<b>Democracies (without U.S.)</b>	89	\$88,576,076	\$117,208,609	32%	0.13
<b>Autocracies</b>	85	\$59,842,551	\$73,940,326	24%	0.05


<sup>16</sup> An important caveat: these figures do not include multicountry or multiregional funding, which may indicate some underreporting in more closed country contexts due to safety and security concerns.

<sup>17</sup> For the first time, this report also includes information about geographic LGBTI funding per capita. Average per capita for each of the categories was calculated by averaging the funding per capita for each country using 2022 population figures from the CIA 2022 World Factbook <https://www.cia.gov/the-world-factbook/about/archives/2022/field/population/country-comparison>



Separated into the categories below, liberal democracies experienced the largest increase in funding compared to the previous report (when including the United States), while electoral democracies had a higher average amount of funding per capita than the other types of regimes.

CHART 3.3 | GLOBAL LGBTI FUNDING | COUNTRY FOCUS BY REGIME (2021–2022)



Regime	2019–2020	2021–2022	% Increase	Average per capita (USD)
<b>Liberal Democracies (with U.S.)</b>	\$364,949,313	\$554,905,621	52%	0.13
<b>Liberal Democracies (without U.S.)</b>	\$36,949,313	\$45,286,791	23%	0.08
<b>Electoral Democracies</b>	\$51,626,763	\$71,921,818	39%	0.16
<b>Electoral Autocracies</b>	\$51,482,539	\$62,950,688	22%	0.07
<b>Closed Autocracies</b>	\$8,360,012	\$10,989,638	31%	0.01

As a category, countries that V-Dem classified as democratizing saw a considerably larger increase in funding from the previous report (74 percent) than countries that are autocratizing (23 percent) – excluding the United States, which V-Dem categorizes as an autocratizing country. Democratizing countries also received a higher average amount of funding per capita. **When excluding the United States, autocratizing countries are, on average, receiving half the LGBTI funding per capita compared to democratizing countries.**

CHART 3.4 | GLOBAL LGBTI FUNDING | COUNTRY FOCUS, BY REGIME SHIFT (2021–2022)



Regime shift	# of countries	2019–2020	2021–2022	% change	Average per capita (USD)
<b>Neutral</b>	120	\$101,688,702	\$130,651,934	<b>28%</b>	0.09
<b>Democratizing</b>	14	\$5,821,762	\$10,149,527	<b>74%</b>	0.14
<b>Autocratizing (with U.S.)</b>	41	\$362,679,947	\$559,966,304	<b>54%</b>	0.10
<b>Autocratizing (without U.S.)</b>	40	\$40,908,163	\$50,347,474	<b>23%</b>	0.07

Of the 60 countries where reported country-focused funding decreased between 2019–2020 and 2021–2022, 26 were autocracies (22 electoral autocracies; 4 closed autocracies), and 26 were democracies (18 electoral democracies; 8 liberal democracies).<sup>18</sup> Ten countries (or one in six countries that saw a decrease in funding) were autocratizing, and four were democratizing.

<sup>18</sup> The remaining eight countries had no available data from the V-Dem Democracy report.

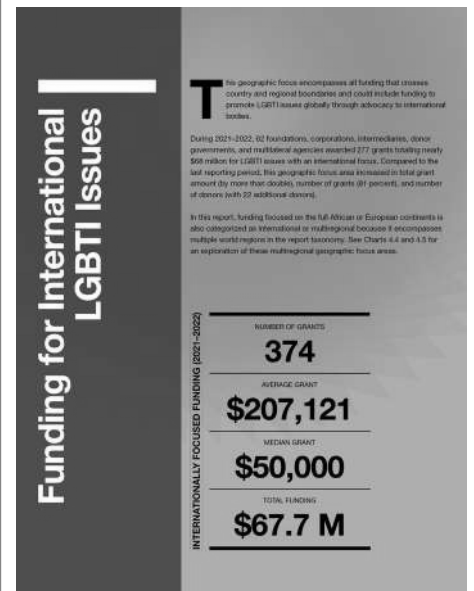
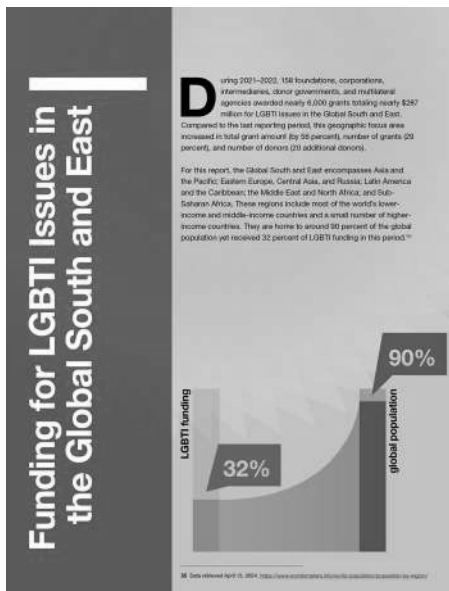
## Overview of Funding by Geographic Focus

In addition to the global overview section, the report provides greater detail on funding within three different geographic scopes.<sup>19</sup>

**Funding for LGBTI Issues in the Global South and East:** This section provides an analysis of funding for five world regions: (1) Asia and the Pacific; (2) Eastern Europe, Central Asia, and Russia; (3) Latin America and the Caribbean; (4) the Middle East and North Africa; and (5) Sub-Saharan Africa.

**Funding for LGBTI Issues in the Global North.** This section analyzes funding for two major world regions: (1) Northern America<sup>20</sup> and (2) Western Europe.<sup>21</sup>

**Funding for International LGBTI Issues.** This section analyzes funding focused on LGBTI issues at the international level. This includes advocacy for the inclusion of LGBTI issues in international bodies and instruments, as well as work to strengthen the capacity of LGBTI movements across multiple regions of the world when inclusive of regions in the Global South and East and those in the Global North.



<sup>19</sup> The grouping of countries into regions and sub-regions is based on a review of several similar taxonomies, including the United Nations and other international bodies, as well as existing philanthropic researchers, including Candid Foundation Maps and Human Rights Funders Network. The full geographic taxonomy is included in Appendix III.

<sup>20</sup> This report offers a limited analysis of funding focused on Northern America. For a detailed report tracking funding focused on the United States, developed by Funders for LGBTQ Issues, see <https://lgbtfunders.org/research/>.


<sup>21</sup> The *Global Resources Report* defines the Global North as countries in Northern America (the United States and Canada) and Western Europe. The division of Global North and Global South countries was first proposed in 1980 through the Independent Commission on International Development Issues known as the Brandt Commission, with countries such as Japan, South Korea, Taiwan, Australia, and New Zealand included as Global North countries. For the purposes of this report, these countries are included within the Global South and East analysis in the Asia and Pacific world region.

During 2021 and 2022, about \$287 million, or 32 percent of all funding for LGBTI issues, was focused on LGBTI communities in the Global South and East. Compared to the last reporting period, funding for the Global South and East increased by over \$103 million, or 56 percent.

In the same period, about \$551 million, or 61 percent of all funding for LGBTI issues, was focused on LGBTI communities in the Global North, representing an increase of nearly \$191 million and 53 percent compared to the previous report. Of that total, the United States received about \$510 million, an increase of 55 percent from the last reporting period.

The remaining nearly \$68 million of funding, or 7 percent, focused on LGBTI issues at the international or multiregional level,<sup>22</sup> generally through funding to international advocacy organizations. Funding for this international work increased by nearly \$35 million, more than doubling the amount in 2019–2020.<sup>23</sup>

In many cases, grantee location details are not disclosed out of concern for safety and security due to hostile environments. In some cases, donors choose to share the world region or global focus of the grant but not the grantee's country/territory location or the country/territory focus of the grant activities.



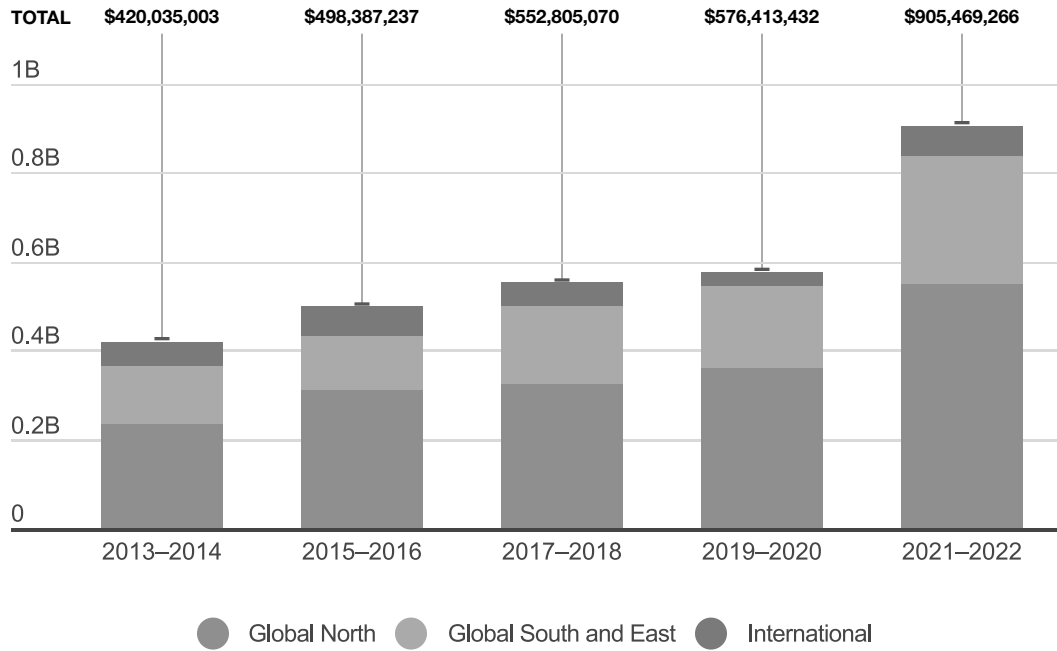
<sup>22</sup> In Charts 4.1 and 4.2, the International category includes some multiregional grants that include regions in both the Global North and Global South and East and a small number with unspecified geographic focus.

<sup>23</sup> Readers may note differences in funding totals between the Global Focus and World Region categories. This is due to the specificity of available grant data at different levels of the taxonomy. For example, in some cases, it was possible to identify a grant as having a global focus in the Global South and East, yet the funding was directed to multiple world regions. Multiregional funding in the Global South and East is featured as a specific "snapshot" due to the significant amount assigned to this geographic focus. See Appendix III for more details on the report taxonomy.

**CHART 4.1 GLOBAL LGBTI FUNDING**

**GEOGRAPHIC FOCUS (2013–2022)**

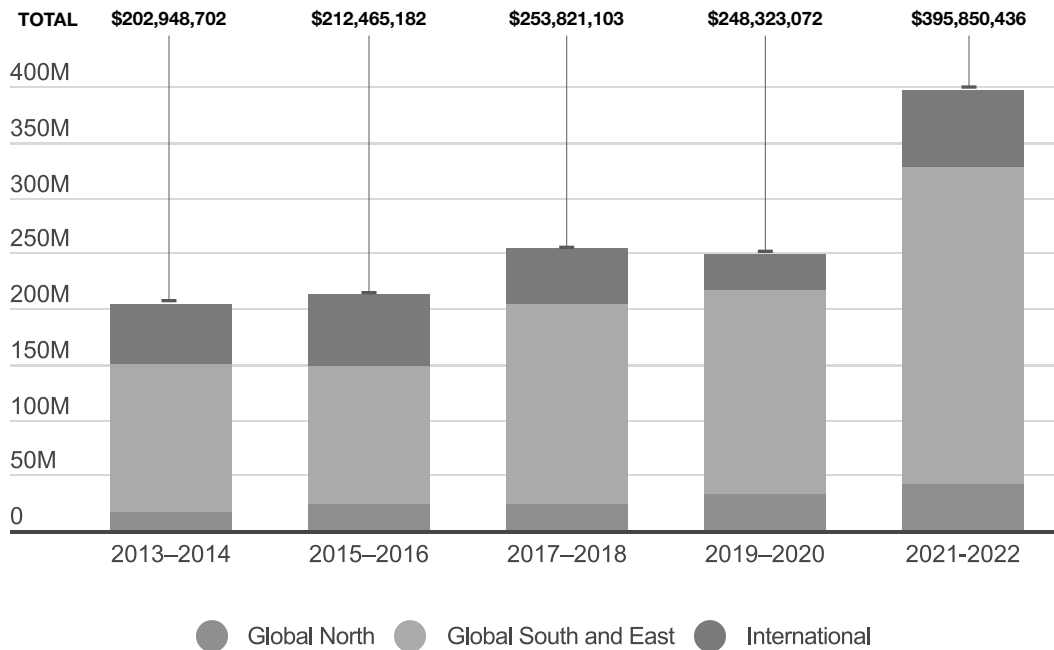
*Including funding focused on the United States*



**CHART 4.2 GLOBAL LGBTI FUNDING**

**GEOGRAPHIC FOCUS (2013–2022)**

*Excluding funding focused on the United States*



## Overview of Funding by Regional Focus

This report finds that funds increased for all world regions at significant rates.

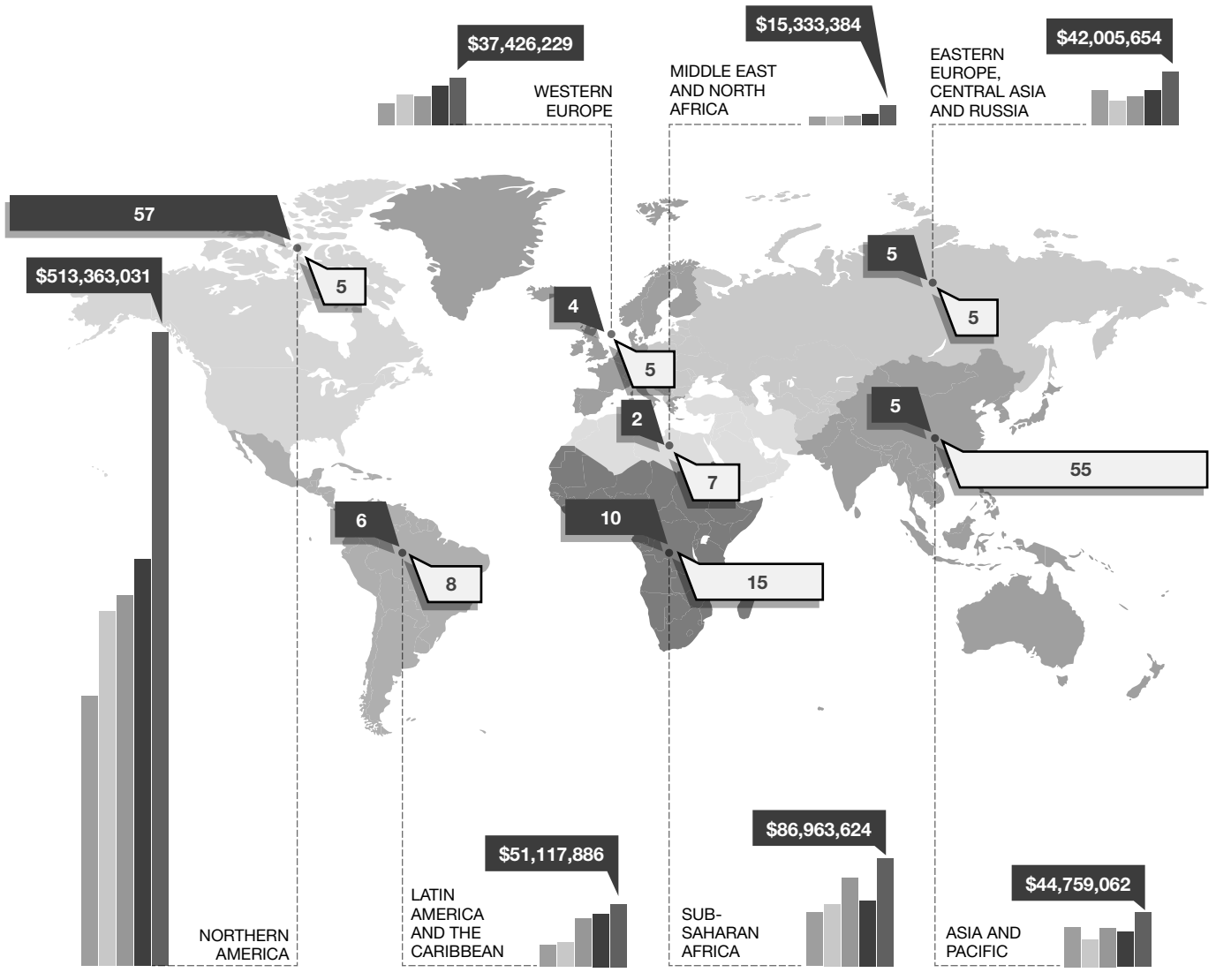
- As in the past editions of this report, **funds focused on Northern America accounted for over half (57 percent) of all global LGBTI funding**, with 99.3 percent of that total being focused on the United States. This represented a regional increase of over \$184 million or 58 percent compared to the previous report.
- Funds focused on Asia and the Pacific increased by over \$17 million and accounted for 5 percent of the global total, maintaining the same level as the previous report.
- Funds focused on Eastern Europe, Central Asia, and Russia increased by over \$14 million and accounted for 5 percent of the global total, maintaining the same level as the previous report.
- Funds focused on Latin America and the Caribbean increased by over \$10 million and accounted for 6 percent of the global total, a decrease from 7 percent in the previous report.
- Funds focused on the Middle East and North Africa increased by over \$6 million and accounted for 2 percent of the global total, maintaining the same level as the previous report.
- Funds focused on Sub-Saharan Africa increased by nearly \$33 million and accounted for 10 percent of the global total, increasing from 9 percent in the previous report.
- Funds focused on Western Europe increased by over \$6 million and accounted for 4 percent of the global total, a decrease from 5 percent in the previous report.

Funding with an international or multiregional focus also increased by over \$57 million and accounted for 13 percent of the global total, increasing from 10 percent of the previous report.

NOTE: As a reminder, these fluctuations are often due to the impact of large multiyear grants that are counted in the year awarded.

CHART 4.3: GLOBAL LGBTI FUNDING | REGIONAL FOCUS (2013–2022)

R - US +



2013–2014  
 2015–2016  
 2017–2018  
 2019–2020  
 2021–2022

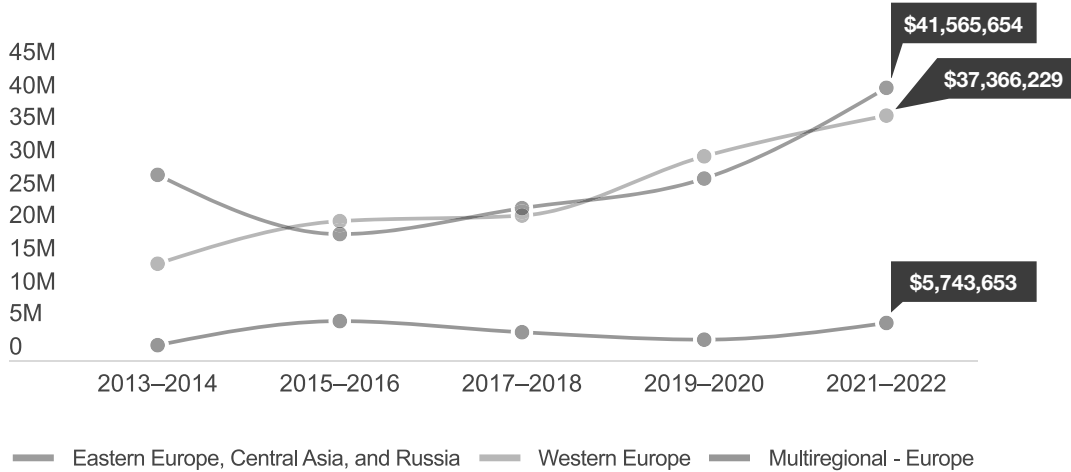
% Share of LGBTI Funding, 2021–2022  
 % Share of World's Population, 2021–2022

<sup>24</sup> In addition to funds with a whole region focus, this row includes a small number of funds for which the reporting donor did not disclose the geographic sub-region.

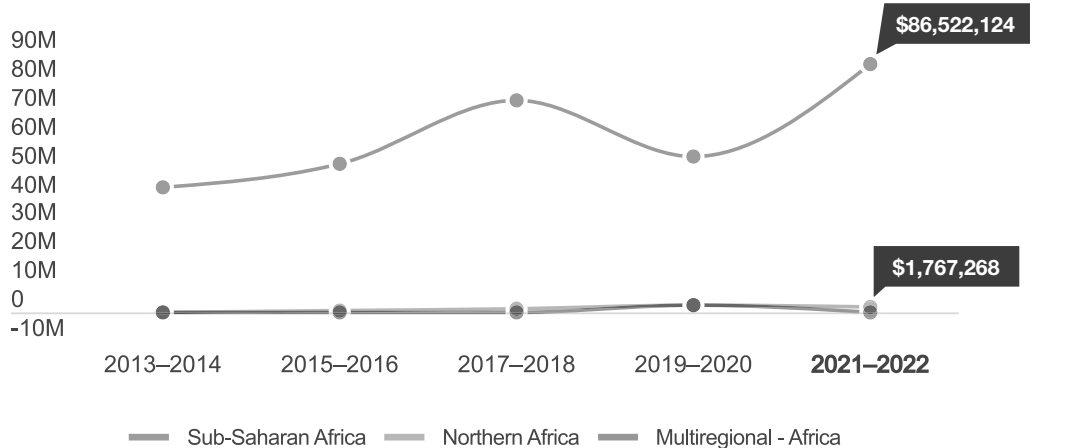
### Diving Deeper: Continental Funding Focus

While we generally use the world region categories shown in the above chart, a significant number of grants are awarded to groups that focus on all of Europe or Africa.<sup>25</sup> In 2021–2022, combined funding to the two European world regions and multiregional European efforts totaled over \$84 million, while combined funding for Sub-Saharan Africa and North Africa totaled over \$88 million.

**CHART 4.4: GLOBAL LGBTI FUNDING | GEOGRAPHIC FOCUS: ALL EUROPE (2013–2022)**



**CHART 4.5: GLOBAL LGBTI FUNDING | GEOGRAPHIC FOCUS: ALL AFRICA (2013–2022)**

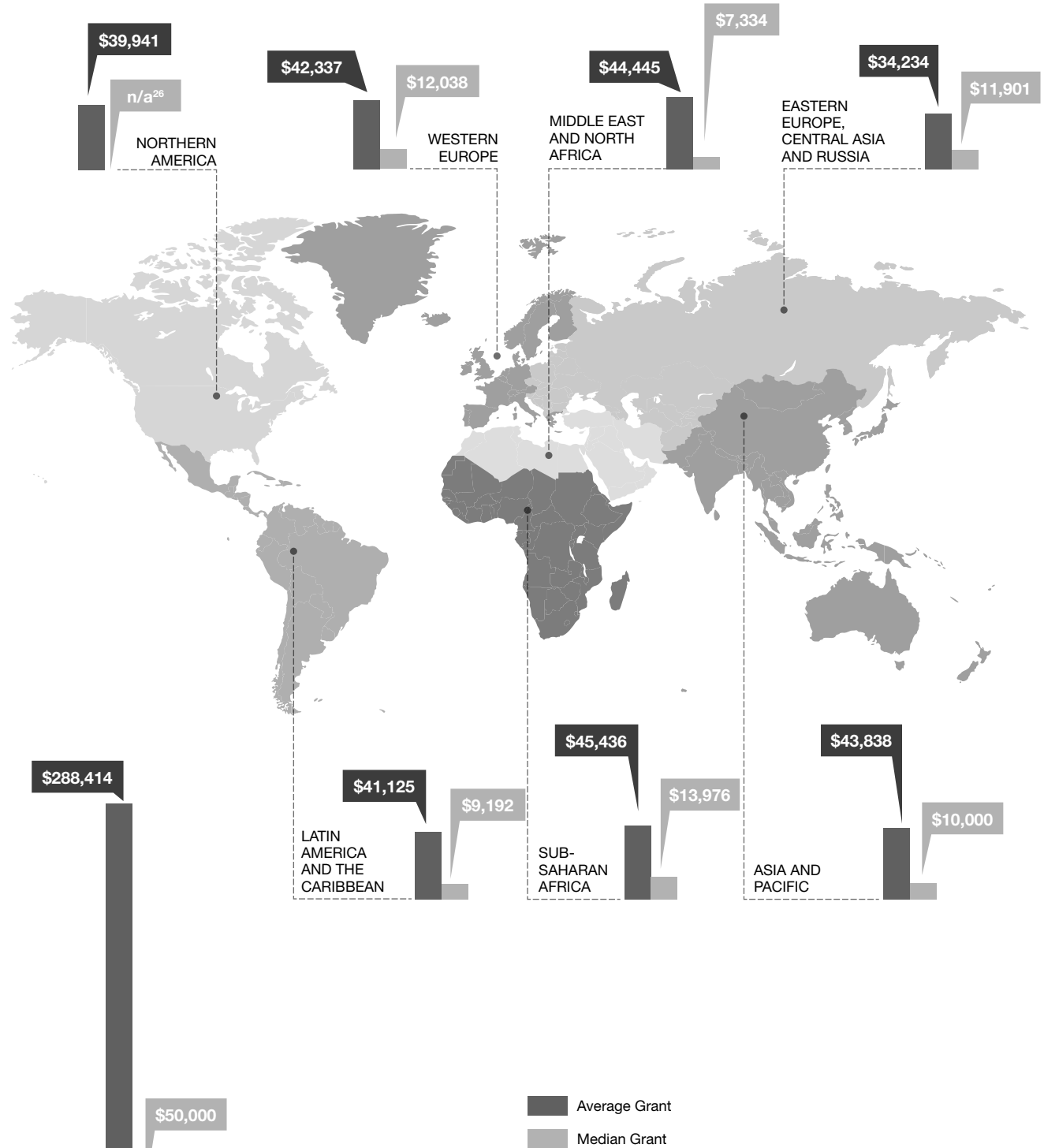


<sup>25</sup> This focus on multiregional Africa and Europe has not previously been shown in the report and, relatedly, has not been a focus of grant coding, and this chart shows the funds identifiable on an initial scan of grants previously assigned as generally multiregional. A more detailed review of past years would likely identify additional grants that could be counted as Multiregional-Europe or Multiregional-Africa, especially in Pan-African focus grants as indicated by the scarce representation.



CHART 4.6: GLOBAL LGBTI FUNDING | AVERAGE AND MEDIAN GRANTS BY WORLD REGION (2021-2022)

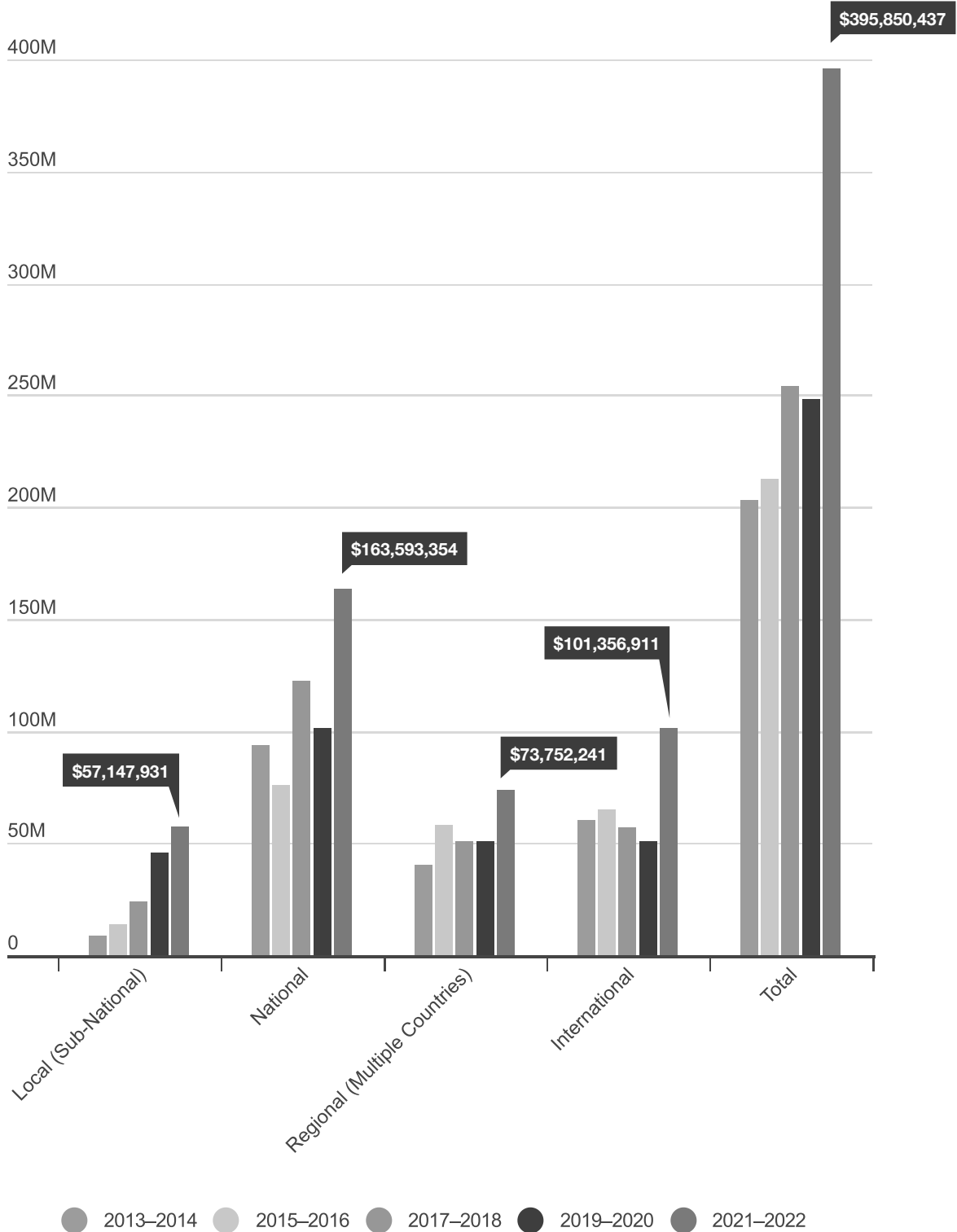
R - US +



<sup>26</sup> It is not possible to identify the median grant amount including funds focused on the United States due to the multiple datasets included in these totals. For other grants in this region (for Canada or the few grants awarded by non-U.S. funders to U.S.-focused work), the median grant is \$19,471.

CHART 4.7: GLOBAL LGBTI FUNDING | GEOGRAPHIC SCOPE FOCUS (2013–2022)

R US



## TOP GLOBAL FUNDERS OF LGBTI ISSUES

In contrast to other calculations in this report, all lists of top funders include funds awarded for regranting to document the full amount of LGBTI funding flowing from (or through) each funder. The total global funding in 2021–2022, including regranting, comes to nearly \$1.05 billion.

### Foundation Funding for LGBTI Issues

The top 20 foundation funders awarded close to \$522 million, or 50 percent of the total.<sup>27</sup> Of these, 17 were based in the United States, and 3 were based in Western Europe.

TOP **20** FUNDERS

**17**

**from United States**

**3**

**from Western Europe**

AWARDED

**\$522 M**

<sup>27</sup> Please note that grantmakers reported grant total amounts that were awarded during calendar years 2021 and 2022. In many cases, the totals do not align with the institutions' fiscal years or accounting practices, resulting in common variation from total grant disbursements as reported on U.S. 990 tax forms and other public documentation.

**CHART 5.1: GLOBAL LGBTI FUNDING | TOP 20 FOUNDATION FUNDERS,**  
**TOTAL AMOUNT (2021–2022)**

*Including funds focused on the United States*

	<b>Funder Name</b>	<b>Total Amount</b>
1	Gilead Sciences	\$93,437,502
2	Ford Foundation	\$69,044,752
3	Wellspring Philanthropic Fund	\$60,843,398
4	MacKenzie Scott	\$42,000,000
5	The California Endowment	\$27,324,515
6	Arcus Foundation	\$26,941,712
7	Tides Foundation <sup>28</sup>	\$25,423,440
8	Hivos	\$22,832,259
9	Gill Foundation	\$21,192,500
10	Open Society Foundations	\$20,744,993
11	Robert Wood Johnson Foundation	\$18,979,099
12	National Lottery Community Fund <sup>29</sup>	\$16,029,671
13	Foundation for a Just Society	\$12,814,000
14	Borealis Philanthropy	\$11,331,100
15	Astraea Lesbian Foundation for Justice	\$11,301,484
16	The Colorado Health Foundation	\$10,903,622
17	Horizons Foundation	\$8,696,271
18	Third Wave Fund	\$7,708,900
19	Groundswell Fund	\$7,692,500
20	Oak Foundation	\$7,464,847

NOTE: Anonymous donors awarded \$11.5 million during this period.

<sup>28</sup> Tides Foundation grant totals represent the combined sum of multiple donor-advised funds.

<sup>29</sup> While this report does not include government domestic LGBTI spending, The National Lottery Community Fund is included as a non-departmental public body, a category related to but somewhat distinct from government funding.



## Diving Deeper: MacKenzie Scott

This is the first time that grants awarded by MacKenzie Scott are appearing in the *Global Resources Report*, reflecting funds awarded to LGBTI groups with a focus on grants with international focus (36 percent); Sub-Saharan Africa (32 percent); the United States<sup>30</sup> (30 percent); and Eastern Europe, Central Asia, and Russia (2 percent).

Data from individual donors is generally not included in this report unless the funding is awarded through a philanthropic entity, such as a private foundation or a donor-advised fund housed at a public foundation. Funds awarded by Ms. Scott are distributed through multiple philanthropic structures, but they can be attributed to her as an individual on this top donor list due to the significant scale of her funding and the public aggregation of her grantmaking on the Yield Giving site and database.

The Yield Giving site discloses that Ms. Scott has awarded over \$17.3 billion.<sup>31</sup> The LGBTI-focused funding amounts disclosed on the site for 2021–2022 represent less than 1 percent of her total funding, yet Ms. Scott ranks as the fourth largest donor to global LGBTI issues when funds focused on the United States are included and rises to the **top donor** when U.S.-focused funding is excluded.

Notably, these grants are generally understood as one-time support, with no commitment to future renewal.

<sup>30</sup> In April 2024, the Yield Giving site includes an additional 10 LGBTI grantees with focus on the U.S. whose 2021 or 2022 grant amounts note “disclosure delayed for benefit of recipient.” If these grant amounts were included in the analysis, the geographic focus percentages would be significantly different.

<sup>31</sup> Site accessed April 24, 2024.

**CHART 5.2: GLOBAL LGBTI FUNDING | TOP 20 FOUNDATION FUNDERS,**  
TOTAL AMOUNT (2021–2022)

*Excluding funds focused on the United States*

	<b>Funder Name</b>	<b>Total Amount</b>
1	Mackenzie Scott	\$29,500,000
2	Wellspring Philanthropic Fund	\$26,360,383
3	Hivos	\$22,832,259
4	Open Society Foundations	\$20,744,993
5	National Lottery Community Fund	\$16,029,671
6	Arcus Foundation	\$14,033,862
7	Astraea Lesbian Foundation for Justice	\$9,101,284
8	Oak Foundation	\$7,464,847
9	Tides Foundation	\$7,350,359
10	Foundation for a Just Society	\$6,779,000
11	Outright International	\$6,668,453
12	Sigrid Rausing Trust	\$6,484,752
13	Elton John AIDS Foundation <sup>32</sup>	\$5,527,956
14	Dreilinden	\$5,390,278
15	UHAI East African Sexual Health and Rights Initiative (UHAI EASHRI)	\$5,047,194
16	AmplifyChange	\$4,196,607
17	American Jewish World Service	\$3,967,150
18	Black Feminist Fund	\$3,712,680
19	Freedom House (Dignity for All: LGBTQI+ Assistance Program)	\$3,471,170
20	LGBT+ Denmark	\$3,409,052



When excluding funding focused on the United States, the top 10 foundation funders of LGBTI issues awarded close to \$159 million, or 33 percent of the total funding outside of the United States. The top 20 foundation funders awarded about \$207 million, or 43 percent of LGBTI funding outside of the United States. This list of the top 20 foundations comprises one funder based in Sub-Saharan Africa, eight funders based in Western Europe, and 11 based in the United States.

NOTE: Anonymous donors awarded over \$1.5 million during this period.

<sup>32</sup> This funding total reflects reporting from EJAF U.S. and U.K. offices.

**CHART 5.3: GLOBAL LGBTI FUNDING | TOP 10 FOUNDATION FUNDERS, NUMBER OF GRANTS (2021–2022)**



*Including funds focused on the United States*

	<b>Funder Name</b>	<b>Number of Grants</b>
1	Horizons Foundation	2054
2	Pride Foundation	968
3	Freedom House (Dignity for All: LGBTQI+ Assistance Program)	689
4	Trans Justice Funding Project	660
5	Tides Foundation	539
6	Astraea Lesbian Foundation for Justice	444
7	Gilead Sciences	374
8	Outright International	344
9	Stonewall Community Foundation	312
10	Wells Fargo	265

**CHART 5.4: GLOBAL LGBTI FUNDING | TOP 10 FOUNDATION FUNDERS, NUMBER OF GRANTS (2021–2022)**



*Excluding funds focused on the United States*

	<b>Funder Name</b>	<b>Number of Grants</b>	<b>Average Grant</b>
1	Freedom House (Dignity for All: LGBTQI+ Assistance Program)	689	\$5,038
2	Astraea Lesbian Foundation for Justice	444	\$20,498
3	Outright International	344	\$19,329
4	UHAI East African Sexual Health and Rights Initiative (UHAI EASHRI)	250	\$20,189
5	National Lottery Community Fund	243	\$65,966
6	Hivos	211	\$108,210
7	Front Line Defenders	199	\$42,171
8	ISDAO - Initiative Sankofa d'Afrique de l'Ouest	192	\$13,675
9	GiveOUT Australia	162	\$1,007
10	American Jewish World Service	144	\$26,805

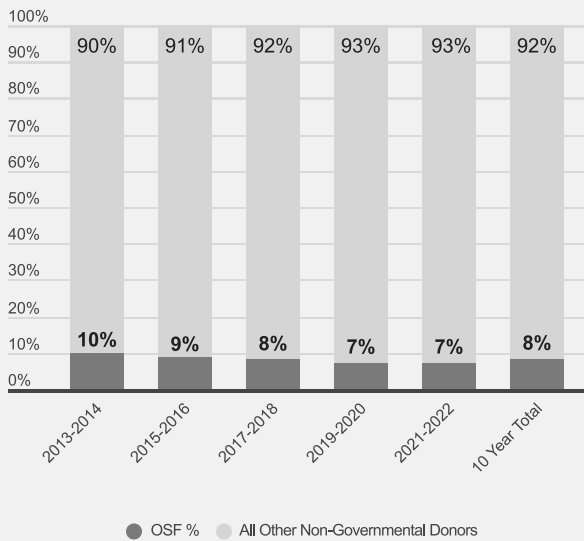
## Diving Deeper: Open Society Foundations

Across 10 years of funding, Open Society Foundations (OSF) has been the top foundation supporting global LGBTI movements, and among the top five foundation funders for each world region in the Global South and East. Indeed, OSF’s funding across 10 years accounted for 8 percent of the total foundation funds awarded to LGBTI groups in the Global South and East.

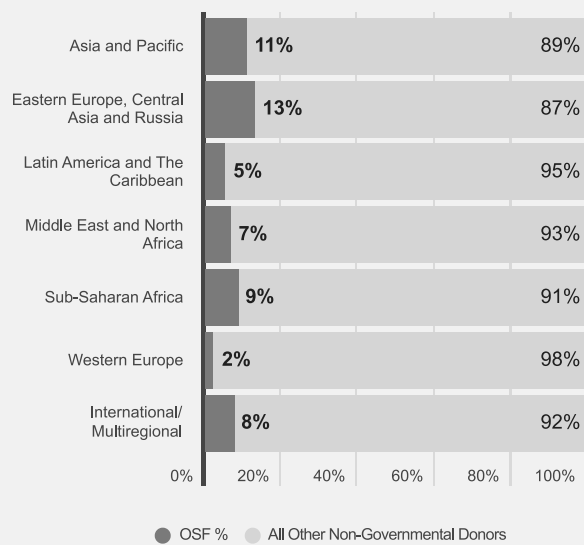
In 2021, OSF launched a “fundamental transformation.”<sup>33</sup> This shift yielded significant initial changes, including the closure of the Human Rights Initiative (HRI) and the Public Health Program (PHP), two programs with large portfolios of grants supporting LGBTI communities. A number of LGBTI grantees received “tie-off” grants in this process, indicating that they should not expect future funding renewal. During this reorganization, OSF additionally announced a grantmaking pause between October 2023 and February 2024.<sup>34</sup>

Given OSF’s key role in the global LGBTI funding ecosystem, Global Philanthropy Project has partnered with the OSF Reassigned Grants Unit in a multi-phase project throughout 2023–2024 to evaluate the potential impacts of these shifts and identify opportunities for other donor partners to mitigate specific LGBTI funding gaps. This project has included a series of regionally focused group sessions and tailored presentations for top LGBTI donors. Learn more: [globalphilanthropyproject.org/funding\\_gaps](http://globalphilanthropyproject.org/funding_gaps)

**Open Society Foundation, % Global Compared to All Nongovernmental Funding**



**Open Society Foundation, % World Region (2013-2022) Compared to All Nongovernmental Funding**



<sup>33</sup> <https://www.opensocietyfoundations.org/voices/the-future-of-the-open-society-foundations>

<sup>34</sup> <https://philanthropynewsdigest.org/news/osf-expects-to-limit-funding-through-february-2024-as-it-reorganizes>



## DONOR GOVERNMENT AND MULTILATERAL AGENCY FUNDING FOR LGBTI ISSUES

In 2021–2022, 16 donor governments and multilateral agencies awarded a combined \$175 million toward international development aid focused on LGBTI communities.<sup>35</sup> The top 10 government and multilateral donors awarded 94 percent of those funds, about \$165 million.

Government and multilateral funding increased by nearly \$37 million compared to the previous report and accounted for 37 percent of all LGBTI funding to grantees based outside the United States, a decrease from 41 percent in the last report.

NOTE: As a reminder, government and multilateral funding fluctuations over time are often due to the impact of large multiyear grants counted in the year awarded.

### Donor Government Funding

In 2021–2022, over one-quarter (27 percent) of the government funding documented in this report was awarded for regranting through intermediary foundations and intermediary NGOs with grantmaking programs, decreasing from 54 percent in 2019–2020.

Key points on donor government funding included in this report:

- **For consistency, this report presents all LGBTI funding originating from various government departments and agencies within a country under one consolidated umbrella of their national government** (e.g., Government of Norway instead of the Norway Ministry of Foreign Affairs, Norway Agency for Development Cooperation). While some government funders submitted consolidated grant data for all their agencies, in some cases, government agencies individually submitted data on their LGBTI grants.
- **The report generally includes funding from donor governments only when grants were reported directly by the government.** Some government funding may be underreported due to the absence of participation by government entities.
- **An important inclusion in this report is funding from the United States government.** The figures for the Government of the United States include funding information that is publicly available on USAspending.gov, as well as verified grants from two agencies. As such, not all grants awarded for LGBTI issues by the U.S. government in 2021–2022 are included in the dataset, and therefore the United States government’s totals should be read as a partial snapshot of the government’s financial support for the global LGBTI movement. GPP is publishing these figures to provide a more detailed picture for the field and to recognize the role that the United States government plays in resourcing the global LGBTI movement.

<sup>35</sup> In contrast to other calculations in this report, all lists of top funders (including this list of government and multilateral funders) include funds awarded for the purpose of regranting to document the full amount of LGBTI funding flowing from (or through) each funder.

- **Donor government funding to support domestic programs is not included in our methodology.** Likewise, grants to intermediary funders based in-country to regrant for domestic programs are also excluded. Government funding is only included when funds focus on countries other than their own.
- **Global LGBTI funding data is included in the report for 9 of the top 10 largest donor governments.**<sup>36</sup> Japan did not report.
- Several donor governments who reported in previous years have not reported this time: Austria, Belgium, Chile, Luxembourg, and Malta.
- France and the United States have been included in previous editions of this report but were not included in 2019–2020.

**\$175 M** 2021-2022 total government and multilateral funding

**+\$37 M** (compared to 2019-2020)

**37%** of all LGBTI funding to grantees based outside the U.S.

### Multilateral Agency Funding

Three multilateral agencies are included within this report's dataset.

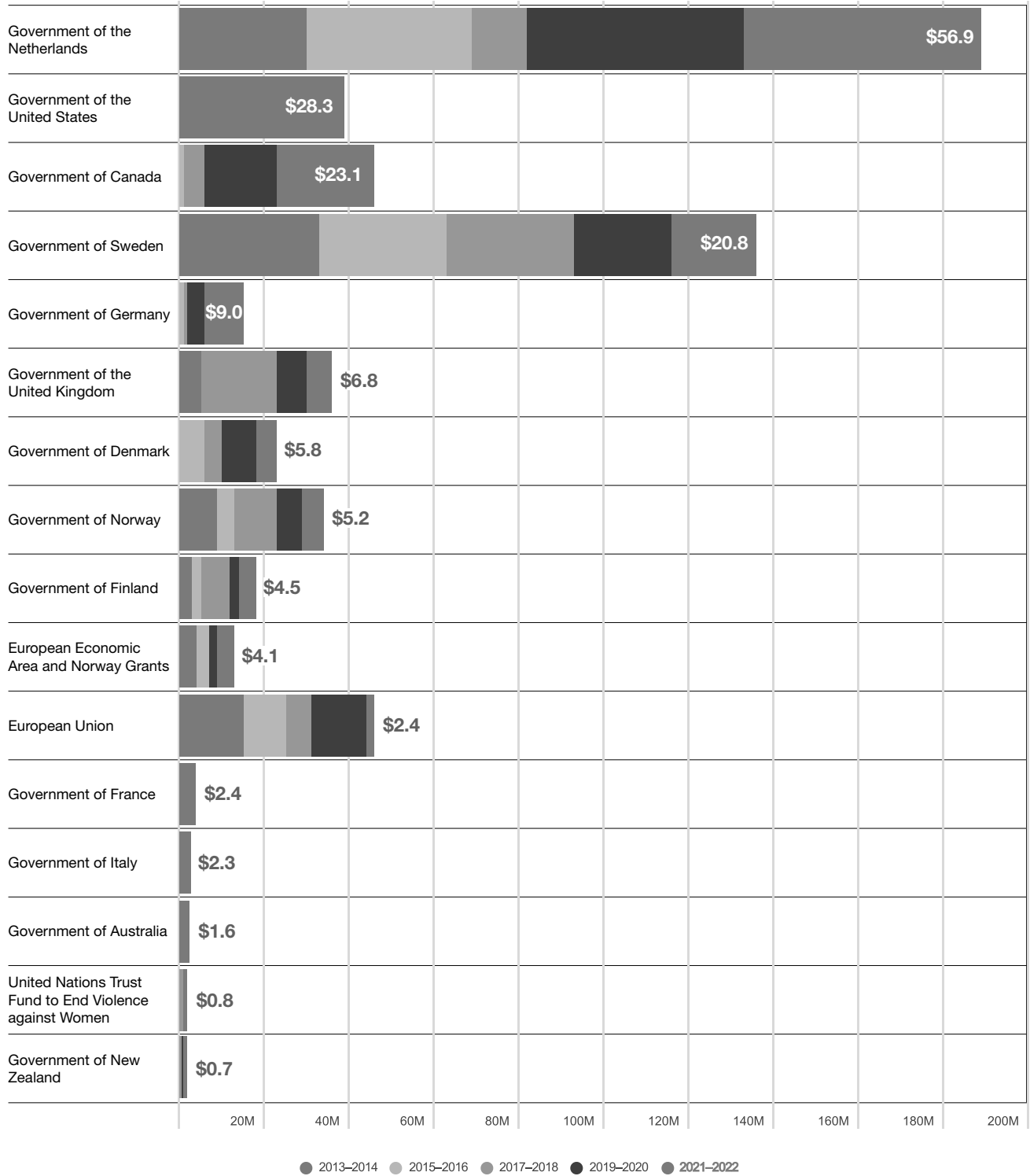
NOTE: The following chart includes the 10-year view for all government and multilateral donors with grants reported in 2021–2022.

<sup>36</sup> The top 10 OECD DAC donor governments (in USD) in 2023 were the United States, Germany, the EU institutions, Japan, the United Kingdom, France, Canada, the Netherlands, Italy, and Sweden.

**CHART 6.1: GLOBAL LGBTI FUNDING | DONOR GOVERNMENTS AND MULTILATERAL AGENCIES, TOTAL AMOUNT IN \$ MILLIONS (2013–2022)<sup>37</sup>**



The noted funding amounts reflect totals for 2021-2022.

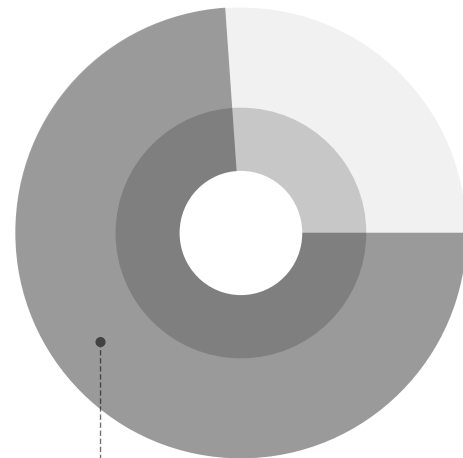


<sup>37</sup> The figures for the Government of the United States include funding information that is publicly available on USApending.gov as well as verified grants from two agencies. As such, not all grants awarded for LGBTI issues by the U.S. government in 2021–2022 are included in the dataset, and therefore the United States government’s totals should be read as a partial snapshot of the government’s financial support for the global LGBTI movement.

The top four donor governments made up 77 percent of the government total: the Netherlands, the United States, Canada, and Sweden. This top list reflects the total amount, however looking at the proportion of LGBTI funding compared to donor governments' official development assistance (ODA) tells a different story.

Some donor governments rank much higher in USD amount than in percent of ODA. This is the case, for example, for the United States, Germany, and the United Kingdom. On the other hand, some donor governments rank higher in percent of ODA than in USD. This is notably the case in Scandinavian countries: Finland, Sweden, Denmark, and Norway, as well as New Zealand and Australia.

Of the 14 donor governments and multilateral agencies that reported in both 2019–2020 and 2021–2022, 5 reported a decrease in funding since the last report. While overall donor government and multilateral funding increased, if you exclude the substantial funding from the United States government, which did not report in 2019–2020, the increase in donor government and multilateral funding trails the increase in funding from other major donor types.



**77%**  
of the total  
government LGBTI  
funding

- 1. Netherlands +**
- 2. United States +**
- 3. Canada +**
- 4. Sweden =**

## Government LGBTI Funding Compared to Total ODA

The chart below lists net ODA figures across 2021-2022 for each government donor as published by the Organisation for Economic Co-operation and Development (OECD).<sup>38</sup>

**CHART 6.2: GLOBAL LGBTI FUNDING** | GOVERNMENT FUNDING AS A PERCENTAGE OF ODA (2021-2022)



Donor Government	LGBTI Funding	Net ODA	LGBTI Funding as a % of 2021-2022 Net ODA	Ranking: LGBTI Funding	Ranking: LGBTI Funding as a % of 2021-2022 Net ODA
Government of the Netherlands	\$56,859,540	\$12,166,200,000	<b>0.467%</b>	1	1
Government of Sweden	\$20,787,536	\$11,987,600,000	<b>0.173%</b>	4	2
Government of Canada	\$23,095,336	\$13,818,700,000	<b>0.167%</b>	3	3
Government of Finland	\$4,524,504	\$3,154,700,000	<b>0.143%</b>	9	4
Government of Denmark	\$5,798,831	\$5,798,500,000	<b>0.100%</b>	7	5
Government of Norway	\$5,229,662	\$9,457,000,000	<b>0.055%</b>	8	6
Government of New Zealand	\$652,906	\$1,229,300,000	<b>0.053%</b>	13	7
Government of the United States <sup>39</sup>	\$28,298,507	\$104,416,300,000	<b>0.027%</b>	2	8
Government of Australia	\$1,561,235	\$6,634,200,000	<b>0.024%</b>	12	9
Government of the United Kingdom	\$6,765,712	\$32,486,700,000	<b>0.021%</b>	6	10
Government of Italy	\$2,347,354	\$13,325,200,000	<b>0.018%</b>	11	11
Government of Germany	\$9,047,794	\$71,191,300,000	<b>0.013%</b>	5	12
Government of France	\$2,407,963	\$33,101,500,000	<b>0.007%</b>	10	13

<sup>38</sup> It is important to note that not all LGBTI funding awarded by government donors and reported to the *Global Resources Report* is counted as ODA by the OECD, which only includes development aid to a list of eligible countries. However, as net ODA is a globally recognized indicator of a donor's level of funding commitment to address development and human rights issues outside of its domestic jurisdiction, analyzing reported LGBTI funding as a percentage of net ODA provides an indication of the extent to which LGBTI issues are prioritized in a country's development cooperation.

<sup>39</sup> The figures for the Government of the United States include funding information that is publicly available on [USAspending.gov](https://www.usaspending.gov) as well as verified grants from two agencies. As such, not all grants awarded for LGBTI issues by the U.S. government in 2021-2022 are included in the dataset, and therefore the United States government's totals should be read as a partial snapshot of the government's financial support for the global LGBTI movement.

## Embassy Funding

Embassy funding represents a significant proportion of the grants awarded by donor governments. In 2021–2022, of the 519 donor governments' grants identified in this report, 336 (63 percent) were awarded through embassies. This represents 16 percent of total donor government funding amount. In comparison, in 2019–2020, embassies made an estimated 232 grants totaling \$18.8 million, or 15 percent of the total documented government funding amount.

**CHART 6.3: GLOBAL LGBTI FUNDING | EMBASSY GRANTMAKING (2021–2022)**



Donor Government	Total Amount of Embassy Global LGBTI Funding	Percentage Awarded by Embassies (per Government)	Number of Embassy Grants to Global LGBTI
Government of the Netherlands	\$11,026,401	19%	84
Government of Sweden	\$5,357,280	26%	8
Government of Germany	\$2,932,942	32%	53
Government of Canada	\$2,816,194	12%	71
Government of the United States <sup>40</sup>	\$2,045,345	7%	100
Government of France	\$1,772,271	8%	unknown
Government of Norway	\$1,046,439	19%	9
Government of Denmark	\$322,056	6%	7
Government of New Zealand	\$20,196	3%	3
Government of Australia	\$10,356	1%	1
<b>Total</b>	<b>\$27,349,480</b>		<b>336</b>

<sup>40</sup> The figures for the Government of the United States include funding information that is publicly available on USAspending.gov as well as verified grants from two agencies. As such, not all grants awarded for LGBTI issues by the U.S. government in 2021–2022 are included in the dataset, and therefore the United States government's totals should be read as a partial snapshot of the government's financial support for the global LGBTI movement.

## TOP RECIPIENTS OF LGBTI FUNDING

*Excluding funding focused on the United States*

Throughout 2021–2022, over 3,000 organizations received funding for LGBTI work focused outside of the United States. (For a top recipient list including funds focused on the United States, view the Global North section of this report and Chart 25.2.)

The top 20 grant recipients received close to \$98 million, or 20 percent of the funding, decreasing from 24 percent in 2019–2020. The list includes 5 organizations based in the Global South and East and 15 based in the Global North. Fifteen of the top 20 grant recipients are organizations focused specifically on LGBTI communities, while 5 have a wider mission.

While the list below excludes known income received for the purpose of regranting, 13 of the top 20 global grant recipients are intermediary grantmakers, and 3 received funds intended for a consortium or multipartner project (these are marked with ✕ in the intermediary column) in which the total funds would be redistributed among the partners.

Note that annual tracking reports produced by Funders for LGBTQ Issues offer detailed information about LGBTQ grantmaking focused on the U.S.<sup>41</sup>

NOTE: As a reminder, the list below shows the full amount of any multiyear grants awarded during 2021–2022. As such, recipients receiving grants awarded for a period of three years or more may have their totals listed below exceed their total two-year operating revenue.

<sup>41</sup> Find the most recent *Tracking Report: Lesbian, Gay, Bisexual, Transgender, and Queer Grantmaking by U.S. Foundations* at <https://lgbtfunders.org/research>.

**CHART 7.1: GLOBAL LGBTI FUNDING | TOP 20 GRANT RECIPIENTS (2021–2022)<sup>42</sup>**

	<b>Grantee Name</b>	<b>Total Amount</b>	<b>Intermediary Grantmaker</b>	<b>LGBTI</b>
1	Hivos	\$21,938,391	<input checked="" type="checkbox"/>	
2	Outright International	\$11,879,778	<input checked="" type="checkbox"/>	<input checked="" type="checkbox"/>
3	International Lesbian, Gay, Bisexual, Trans and Intersex Association (ILGA World)	\$6,376,444	<input checked="" type="checkbox"/>	<input checked="" type="checkbox"/>
4	Rainbow Railroad	\$5,688,448	<input checked="" type="checkbox"/>	<input checked="" type="checkbox"/>
5	World Health Organization (WHO)	\$5,413,651		
6	Astraea Lesbian Foundation for Justice	\$4,669,041	<input checked="" type="checkbox"/>	<input checked="" type="checkbox"/>
7	UHAI East African Sexual Health and Rights Initiative (UHAI EASHRI)	\$4,493,441	<input checked="" type="checkbox"/>	<input checked="" type="checkbox"/>
8	Equality for All Foundation	\$3,971,474		<input checked="" type="checkbox"/>
9	Eastern Coalition for LGBT Equality	\$3,577,360	<input checked="" type="checkbox"/>	<input checked="" type="checkbox"/>
10	International Lesbian, Gay, Bisexual, Trans and Intersex Association (ILGA) - Europe	\$3,223,614	<input checked="" type="checkbox"/>	<input checked="" type="checkbox"/>
11	Kaleidoscope Trust	\$2,993,399	<input checked="" type="checkbox"/>	<input checked="" type="checkbox"/>
12	Human Dignity Trust	\$2,798,028	<input checked="" type="checkbox"/>	<input checked="" type="checkbox"/>
13	Cuso International	\$2,739,962	<input checked="" type="checkbox"/>	
14	The Other Foundation	\$2,736,190	<input checked="" type="checkbox"/>	<input checked="" type="checkbox"/>
15	OIKOS - Cooperation and Development	\$2,719,185	<input checked="" type="checkbox"/>	
16	Swedish Federation for Lesbian, Gay, Bisexual, Transgender, Queer and Intersex Rights (RFSL)	\$2,675,475	<input checked="" type="checkbox"/>	<input checked="" type="checkbox"/>
17	Triangle Project	\$2,614,505		<input checked="" type="checkbox"/>
18	APCOM	\$2,504,050	<input checked="" type="checkbox"/>	<input checked="" type="checkbox"/>
19	Freedom to Marry Global	\$2,552,500	<input checked="" type="checkbox"/>	<input checked="" type="checkbox"/>
20	HIAS	\$2,334,763	<input checked="" type="checkbox"/>	<input checked="" type="checkbox"/>

NOTE: Globally, anonymous grant recipients received nearly 2,500 grants for a total of about \$78 million during 2021–2022.<sup>43</sup>

<sup>42</sup> Organizations listed as intermediary grantmakers are known to receive funds awarded for regranteeing and provide smaller grants to other organizations. For more information about this type of funding flow, see GPP's *Diving Deeper: Under the Surface of Intermediary Funding Data* at <https://globalphilanthropyproject.org/diving-deeper/#intermed>. Those identified as LGBTI organizations have a primary focus on LGBTI human rights.

<sup>43</sup> These grantees are anonymized either by the grantees themselves or the reporting donors out of concern for safety and security due to operating in hostile environments. As a result, this report cannot distinguish the number of grantees receiving these grants, and they are all anonymized in the dataset. For this reason, the number of grantees is surely greater for each year than the numbers documented in this report.



# SOURCES OF GLOBAL LGBTI FUNDING

Public and private foundations, NGO intermediaries, donor governments, and corporate funders increased their global LGBTI funding between 2019–2020 and 2021–2022; however, multilateral agency funding decreased.<sup>44</sup>

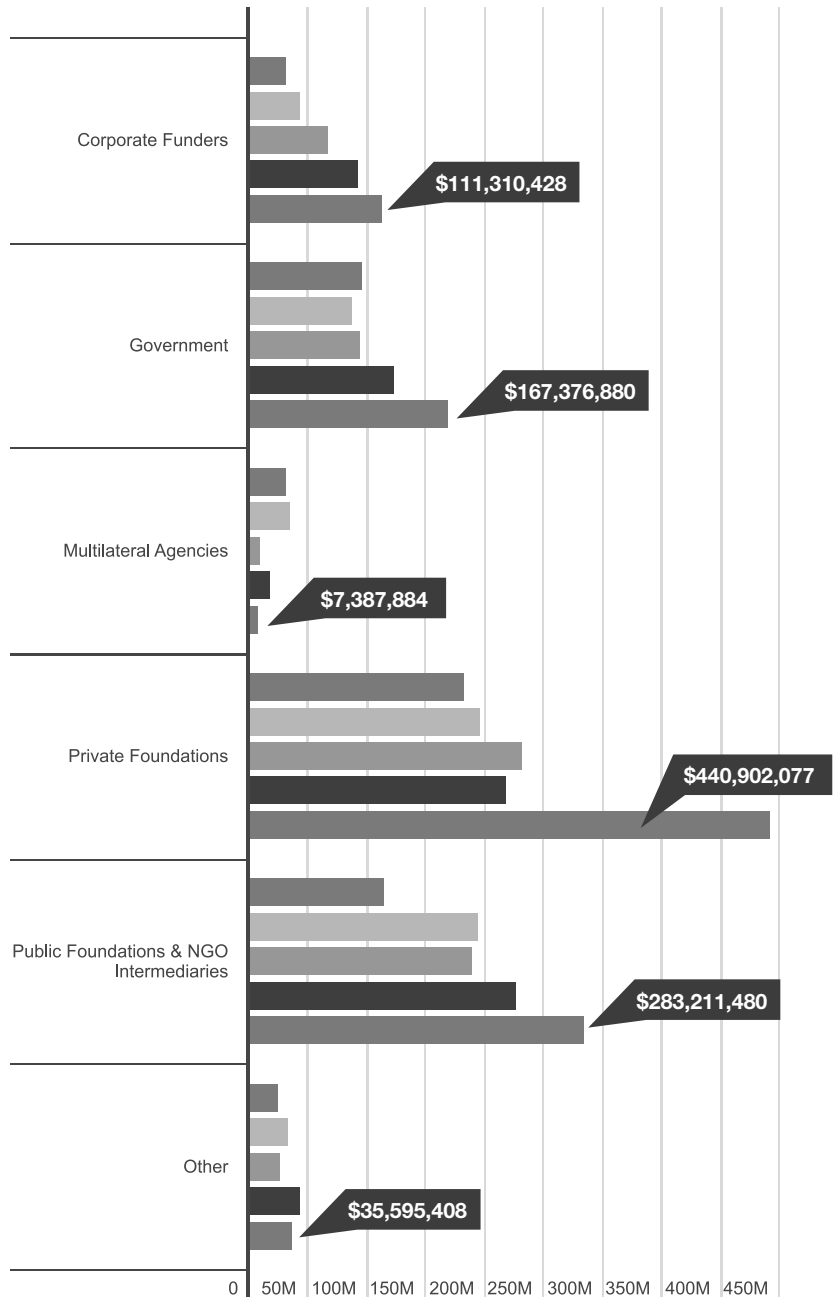
In 2021–2022, most global LGBTI funding was again provided by foundations of all kinds. Funding from government and multilateral donors provided a combined 17 percent of the worldwide total, a decrease from 19 percent in the previous report.

NOTE: In contrast to other calculations in this report, all lists of charts showing LGBTI funding by donor type include funds awarded for the purpose of regranteeing in order to document the full amount of LGBTI funding flowing from (or through) each donor type.

**CHART 8.1 GLOBAL LGBTI FUNDING**

DONOR TYPE (2013–2022)

*Including funding focused on the United States*



● 2013–2014 ● 2015–2016 ● 2017–2018 ● 2019–2020 ● 2021–2022

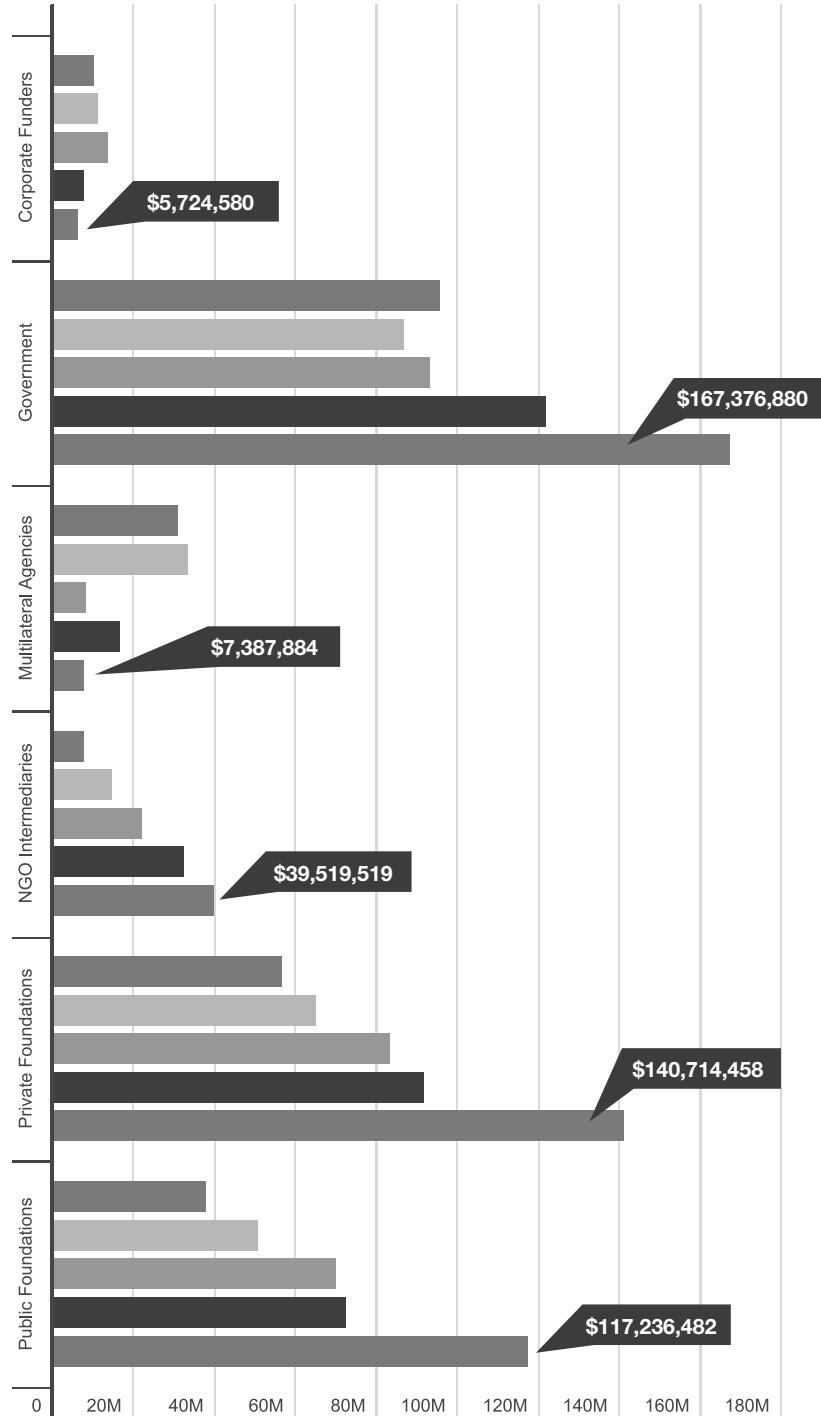
<sup>44</sup> When anonymous funders are known to the analysts, they are included in their known type of donor category.

In the chart below, funds focused on the United States are excluded, and NGO Intermediaries are separately listed for specific visibility alongside other donor types. While all donor types have varied in rising and falling percentages across biennial reports, clear trends emerge: public and private foundation funding and funding from NGO intermediaries have consistently increased in amount and have generally increased in percentage; corporate funding has generally increased in amount and percentage; government funding has generally decreased in amount and percentage over the years; government funding has generally increased over time, while multilateral funding has generally decreased; and the portion of government funding has shifted from 40 percent in 2013–2014 to 35 percent in 2021–2022, while the portion of multilateral funding has shifted from 13 percent in 2013–2014 to 2 percent in 2021–2022.<sup>45</sup>

**CHART 8.2 GLOBAL LGBTI FUNDING**

DONOR TYPE (2013–2022)

Excluding funding focused on the United States



● 2013–2014 ● 2015–2016 ● 2017–2018 ● 2019–2020 ● 2021–2022

<sup>45</sup> After 2015, the Global Equality Fund (a major multilateral funder) did not report, which impacted the total amounts for multilateral funding in the following years.

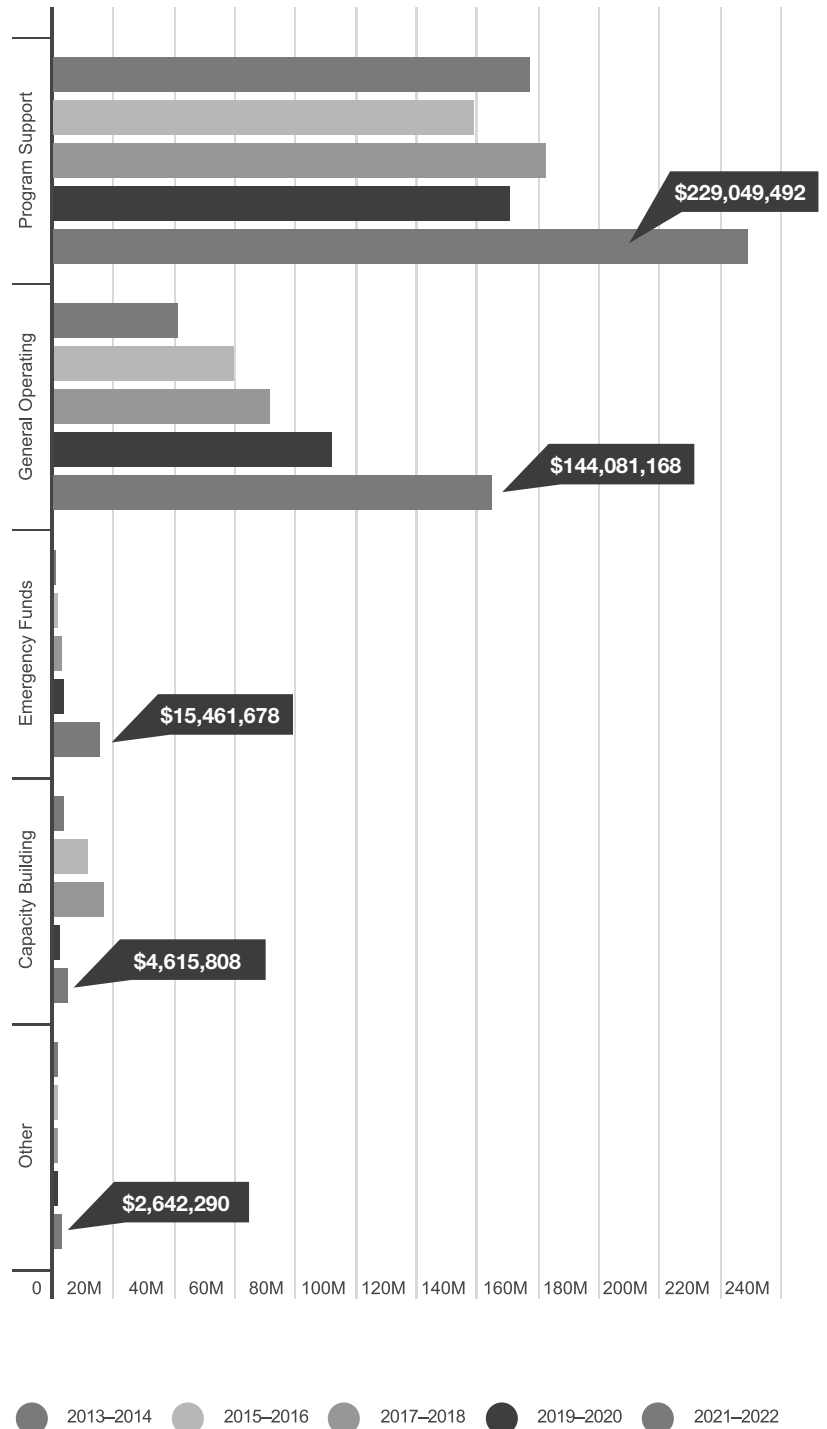
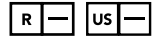
## TYPE OF SUPPORT

A 10-year view demonstrates that the majority of global LGBTI funding has consistently been awarded for program support; however, that percentage of the total has dropped from 77 percent in 2013–2014 to 58 percent in 2021–2022. Funding for general operating has relatedly increased over time, from 20 percent to 36 percent. At that same time, emergency funding has increased from less than 1 percent to 4 percent of the 2021–2022 report—with a notable increase of over five times the amount documented in the previous report. Funding for capacity building has varied over time, with a high point in 2017–2018. The other types of funding included capital support, matching funds, scholarships/fellowships/awards, seed funding, and sponsorships.

**CHART 9.1 GLOBAL LGBTI FUNDING**

TYPE OF SUPPORT (2013–2022)

Excluding funding focused on the United States



## THE ROLE OF LGBTI-FOCUSED DONORS












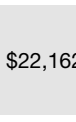



Throughout the 10 years of documented global LGBTI funding, **donors specifically focused on LGBTI communities have played a key role**—maintaining around 15 percent of total funding over time while increasing in number from 29 donors in 2013–2014 to 41 donors in 2021–2022. The decrease over time in average grant amount also indicates an increasingly key role for LGBTI-focused donors in the smaller grant sizes.

In 2021–2022, of the 41 total donors in this category, 38 percent were NGO intermediaries, 33 percent were public foundations, and 29 percent were private foundations.

**CHART 9.2 GLOBAL LGBTI FUNDING | TYPE OF SUPPORT, LGBTI DONORS (2013–2022)**

*Excluding funding focused on the United States*



Years	Total Amount	% of Total LGBTI Funding	# Donors	Average Grant Amount
2013–2014	\$36,308,556	15% 	29 	\$71,054 
2015–2016	\$44,533,497	17% 	36 	\$48,301 
2017–2018	\$44,910,911	16% 	42 	\$31,694 
2019–2020	\$49,775,944	15% 	38 	\$22,162 
2021–2022	\$73,594,400	15% 	41 	\$21,412 


Also, in 2021–2022, in comparison to donors with a wider issue focus, LGBTI-focused donors awarded 84 percent of their funding to LGBTI-focused grantees (in comparison with groups that have a wider mission and include LGBTI programming), while other donors awarded 64 percent of their funding to LGBTI-focused grantees.

LGBTI-focused donors also awarded higher percentages of funding to specifically LBQ, GBQ/MSM, trans, and intersex-focused grantees.

While the primary focus of a group’s work does not automatically indicate that the group is “self-led,” it is a likely indicator that LGBTI-focused grantmakers play a key role in supporting organizations directed by those most impacted by the issues.

**CHART 9.3: GLOBAL LGBTI FUNDING | TYPE OF SUPPORT, LGBTI DONORS (2013–2022)**

*Excluding funding focused on the United States*



## THE ROLE OF INTERMEDIARY NGOS

Throughout the 10 years of documented global LGBTI funding, NGO intermediaries have developed an increasingly significant role in the overall funding flows reaching grantees worldwide. Excluding funding focused on the United States, between 2013–2014 and 2021–2022, NGO intermediary funding increased from \$7.2 million (3 percent of the total) to \$39.5 million (8 percent of the total). The number of grants also increased significantly in that time, from 166 to 2,013.

**CHART 9.4 GLOBAL LGBTI FUNDING | TYPE OF SUPPORT, NGO INTERMEDIARIES (2013–2022)**

*Excluding funding focused on the United States*



Year	Total Amount	Average Grant Amount	Number of Grants	% of Total LGBTI Funding	
2013–2014	\$7,188,803	\$65,353	166	3%	
2015–2016	\$14,265,625	\$54,036	613	5%	
2017–2018	\$21,963,033	\$56,606	799	8%	
2019–2020	\$32,335,399	\$23,864	1,573	9%	
2021–2022	\$39,519,519	\$22,041	2,013	8%	

**Across 10 years, the vast majority (71 percent) of grants by NGO intermediaries were awarded to LGBTI-focused grantees.** Among these, 57 percent were focused on general LGBTI groups, while LBQ groups received 5 percent, GBQ/MSM and trans groups each received 4 percent, and intersex groups received 1 percent.

Also, over the 10 years, the majority of funds from NGO intermediaries were awarded to work at the national level (56 percent), followed by regional work (25 percent), international work (10 percent), and local work (9 percent).

Among the top 20 NGO intermediaries across 10 years of funding, 15 are based in Western Europe, 4 in Northern America (2 in the United States, 2 in Canada), and 1 in the Asia and the Pacific region.

Grants awarded by NGO intermediaries across the 10 years to the Global South and East were focused on Sub-Saharan Africa (34 percent); Eastern Europe, Central Asia, and Russia (19 percent); Asia and the Pacific (18 percent); Latin America and the Caribbean (11 percent); and the Middle East and North Africa (10 percent). Eight percent of the funds were awarded with a multiregional focus within the Global South and East.

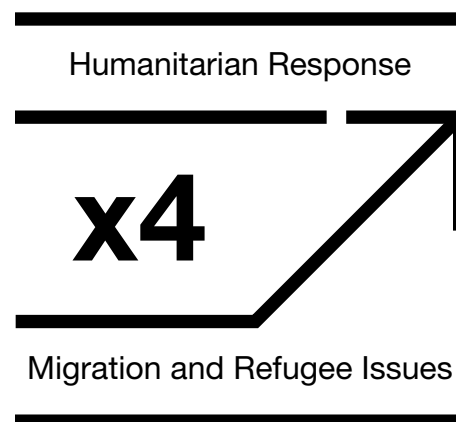
## ISSUES FUNDED

*Excluding funding focused on the United States*

When reviewing global LGBTI funding by issue area over time, there are several notable changes.

Most funding issues increased compared to the previous report:

- The general category of Human Rights again made up the largest issue area (62 percent), and a few sub-issues showed significant increases: Advancing LGBTQI Protections, Challenging Anti-LGBTQI Discrimination, and Sexual and Reproductive Health and Rights multiplied in funding amounts compared to the previous report, which may indicate increased funder response to escalating attacks on LGBTI human rights worldwide. Funding for Migration and Refugee Issues also multiplied, rising from 1 to 4 percent, indicating the scale of displacement impacting LGBTI communities worldwide.
- Humanitarian Response was first added as an issue for the 2019–2020 report to reflect grants that directly provided food, shelter, cash assistance, access to medications, and other basic needs in the context of the COVID-19 pandemic and other emergencies. In the 2021–2022 report, that funding issue increased by more than four times the previous amount, rising from 1 to 4 percent of the total. Many of these grants were COVID-19 response funding (29 percent) as well as funding for several emergent crises of war and displacement due to events in Afghanistan, Belarus, Haiti,



the Mexico-U.S. border, Russia, Syria, Ukraine, and others. Trans people (12 percent), immigrants, refugees, and asylum seekers (10 percent), and survivors of violence (11 percent) were key populations for this issue area.

- Grants focused on Economic Inclusion also increased significantly, rising from 2 to 5 percent of the total and growing more than four times from the

previous amount. Notably, one large grant contributed to 47 percent of the increase from the previous report. Overall, trans people and youth were key populations for this issue, with 45 percent of the Labor/Employment funding focused on youth. For the sub-issue of Housing and Homelessness, 66 percent was focused on children and youth, and 18 percent focused on trans people.

There were a few decreases:

- A significant drop in the overall amount focused on Health and Wellbeing, dropping from 17 to 9 percent of LGBTI global funding, is largely due to a sharp decrease in documented LGBTI funding focused on the sub-issue of HIV/AIDS response—this funding amount dropped 50 percent. At the same time, there were continued increases in funding focused on the sub-issues of general health services and mental health, substance abuse, and suicide prevention.
- The scarce global funding focused on education and safe schools has decreased to less than 1 percent, with almost 20 percent of those funds focused on Canada. In comparison, about 3 percent of U.S.-focused grants went to this issue area, but it maintains an even more limited donor focus outside of North America.
- The significant decrease in the “other issues” category is due primarily to improvements in the data collection and analysis processes, which have enabled more specific and accurate coding over time.






CHART 10.1: GLOBAL LGBTI FUNDING | ISSUE ADDRESSED (2013–2022)

R — US —

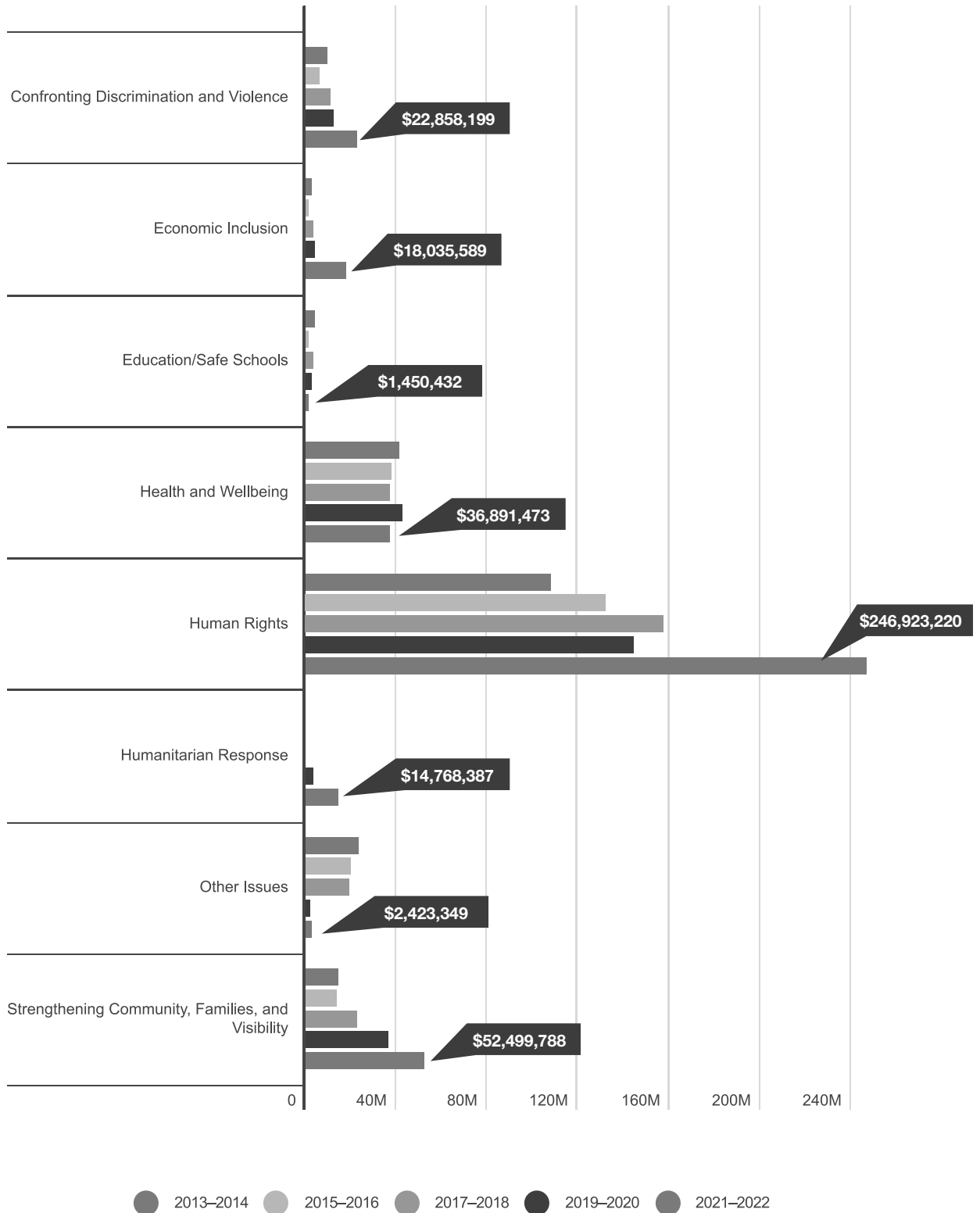


CHART 10.2: GLOBAL LGBTI FUNDING | SUB-ISSUE ADDRESSED (2019–2022)

 R  US

Issues and Sub-Issues	2019–2020		2021–2022	
<b>Confronting Discrimination &amp; Violence</b>	<b>\$12,405,806</b>	<b>5%</b>	<b>\$22,858,199</b>	<b>6%</b>
Anti-Violence	\$5,517,152	2%	\$10,588,594	3%
Confronting Homophobia, Biphobia, Transphobia and Interphobia <sup>46</sup>	\$6,888,654	3%	\$12,269,605	3%
<b>Economic Inclusion</b>	<b>\$4,026,866</b>	<b>2%</b>	<b>\$18,035,589</b>	<b>5%</b>
Food Security	\$292,939	<1%	\$61,154	<1%
Housing and Homelessness	\$1,573,972	1%	\$2,620,027	1%
Labor/Employment	\$2,159,956	1%	\$15,354,408	4%
<b>Education/Safe Schools</b>	<b>\$2,775,290</b>	<b>1%</b>	<b>\$1,450,432</b>	<b>&lt;1%</b>
Education	\$23,637	<1%	\$525,737	<1%
Safe Schools	\$2,751,653	1%	\$924,694	<1%
<b>Health and Wellbeing</b>	<b>\$42,862,550</b>	<b>17%</b>	<b>\$36,891,473</b>	<b>9%</b>
Cultural Competence and Data Collection	\$7,370	<1%	-	-
General Health Services and Health Promotion	\$450,287	<1%	\$2,379,175	1%
HIV/AIDS	\$26,293,295	11%	\$13,036,794	3%
Mental Health, Substance Abuse, and Suicide Prevention	\$16,098,709	6%	\$21,474,083	5%
Primary Care	\$12,888	<1%	\$1,421	<1%
<b>Human Rights</b>	<b>\$144,705,062</b>	<b>58%</b>	<b>\$246,923,220</b>	<b>62%</b>
Advancing LGBTQI Protections	\$946,554	<1%	\$4,739,406	1%
Challenging Anti-LGBTQI Discrimination	\$2,224,101	1%	\$7,429,279	2%
Decriminalization	\$2,816,911	1%	\$4,140,287	1%
Gender Identity Rights	\$13,643,282	5%	\$19,833,400	5%
Human Rights (General/Other)	\$106,854,295	43%	\$163,764,270	41%
Intersex Rights	\$3,963,511	2%	\$5,986,790	2%
Marriage/Civil Unions	\$2,158,439	1%	\$4,160,680	1%
Migration and Refugee Issues	\$2,942,298	1%	\$14,190,967	4%
Sex Worker Rights	\$347,793	<1%	\$667,293	<1%
Sexual and Reproductive Health and Rights	\$8,807,878	4%	\$22,010,849	6%
<b>Humanitarian Response</b>	<b>\$3,564,873</b>	<b>1%</b>	<b>\$14,768,387</b>	<b>4%</b>
Humanitarian Response	\$3,564,873	1%	\$14,768,387	4%
<b>Other Issues</b>	<b>\$1,802,980</b>	<b>1%</b>	<b>\$2,423,349</b>	<b>1%</b>
Multi-Issue	\$108,500	<1%	-	-
Philanthropy	\$1,694,480	1%	\$2,423,349	1%
<b>Strengthening Community, Families, and Visibility</b>	<b>\$36,179,645</b>	<b>15%</b>	<b>\$52,499,788</b>	<b>13%</b>
Community Building/Empowerment	\$28,320,698	11%	\$41,089,916	10%
Families	\$637,708	<1%	\$838,618	<1%
Religion	\$2,016,629	1%	\$906,147	<1%
Sports	\$826,202	<1%	\$551,998	<1%
Visibility	\$4,378,408	2%	\$9,113,109	2%
<b>Grand Total</b>	<b>\$248,323,072</b>	<b>100%</b>	<b>\$395,850,436</b>	<b>100%</b>

46 Interphobia describes negative attitudes, prejudice, discrimination, or hatred toward people who are or are believed to be intersex.

## Diving Deeper: Drop in HIV Funding

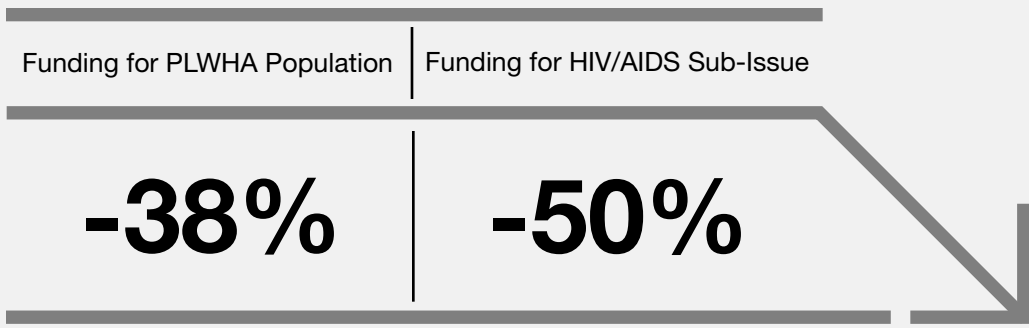
Compared to 2019–2020 funding levels, this report documents a significant decrease in HIV/AIDS funding explicitly focused on LGBTI people across both population and issue.

Funding for the population of LGBTI People Living with HIV/AIDS (PLWHA) is shown in Chart 15.5, indicating a decline of 38 percent, bringing the population’s percentage of overall funding in 2021–2022 to only 4 percent, the lowest in 10 years. At the same time, the amount of funding for the Health and Wellness sub-issue of HIV/AIDS dropped by a full 50 percent compared to the previous report.

These declines reflect ongoing trends in decreasing amounts over 10 years in both the sub-issue and population views of the data, which invites a closer analysis. However, there are some elements of context that may be helpful for understanding the most recent sharp decline.

One facet of the decreasing funding over time is an increasing discernment, as this report develops over time, about which grants focused on HIV/AIDS are sufficiently LGBTI-focused to be included, which impacts the number of grants accepted from HIV-focused funders.

Additionally, because many HIV funders award larger than average grant amounts, the participation or absence of one or more donors in each edition of the report can cause significant swings in the data. In 2021–2022, one HIV-focused donor declined to participate because their grants in the reporting period were LGBTI-inclusive but not LGBTI-focused, and this donor had reported over \$4 million in the previous report, accounting for 31 percent of the overall decrease. Two large HIV/AIDS funders reported a combined decrease of \$5.7 million in LGBTI-focused grants—accounting for another 43 percent of the drop. The remaining 26 percent of the decline was spread across about 25 donors who reported less HIV-related LGBTI funding in 2021–2022 compared to the previous report.



## STRATEGIES FUNDED

*Excluding funding focused on the United States*

Reviewing global LGBTI funding by strategic focus, there are also several notable changes.

As with issues, most funding strategies increased in amount compared to the previous report:

- The overall category of Advocacy again maintained the largest portion of grant focus at 54 percent; however, this represented a drop from 63 percent in the previous report—partly indicating improvement in assigning grants to more specific categories due to taxonomy improvements.
- Grants focused on Capacity Building and Training nearly tripled in amount and increased from 8 to 14 percent of the total, especially reflecting a rise in Organizational Capacity Building support.
- Grants focused on Direct Service maintained 20 percent of the total, but they increased by 63 percent in amount, which included big increases in the sub-strategies of Relocation/Evacuation and Victim Support. The top sub-issues that direct services responded to were Mental Health, Substance Abuse, and Suicide Prevention (21 percent); Migration and Refugee Issues (15 percent); and Humanitarian Response (15 percent).
- A large increase in the amount of funding assigned to the strategy of Philanthropy and Fundraising is largely due to a change in our taxonomy, which aims to identify funds awarded for regranteeing and to distinguish funds focused on philanthropic advocacy as distinct from the more general Advocacy category. This change also affected the decrease in the percentage of funds assigned to the general Advocacy category.
- As with issues, the significant decrease in the Multi/Other strategy category is due primarily to improvements in the data collection and analysis processes, which have enabled more specific and accurate coding over time.

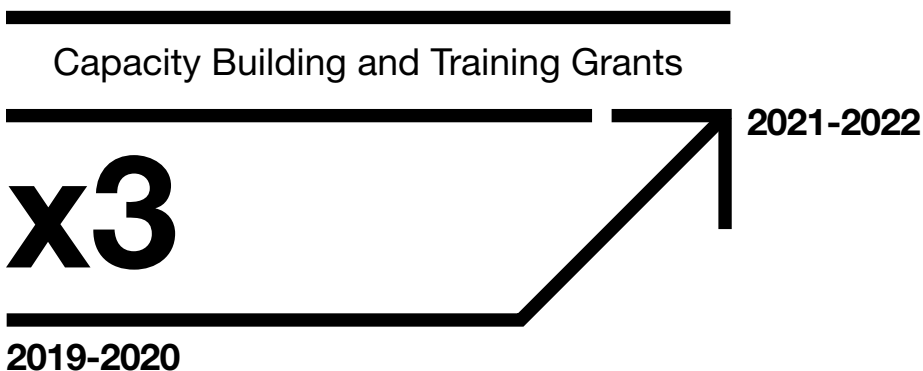


CHART 11.1: GLOBAL LGBTI FUNDING | STRATEGIC FOCUS (2013–2022)

R — US —

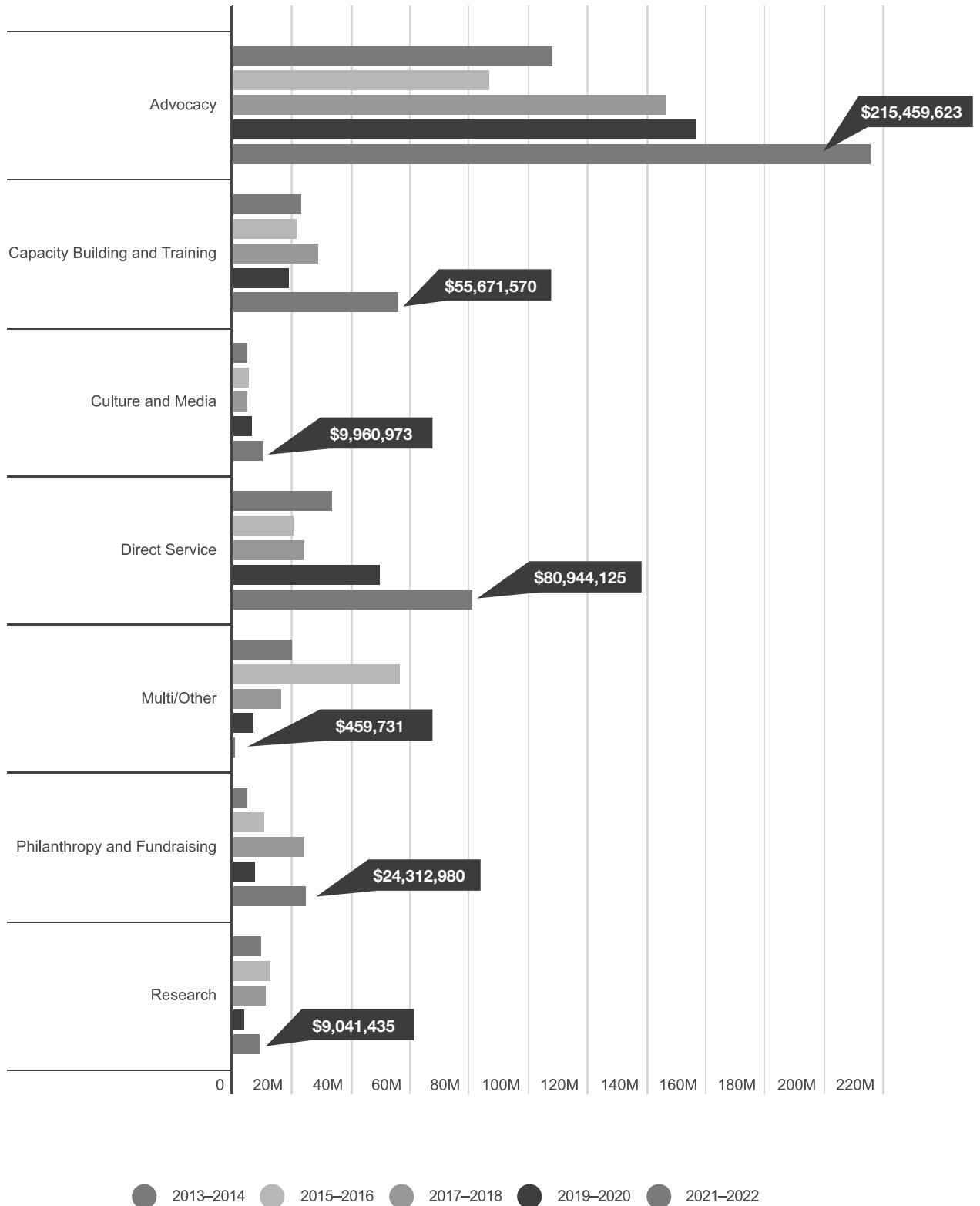


CHART 11.2: GLOBAL LGBTI FUNDING | SUB-STRATEGY FOCUS (2019–2022)

R	—	US	—
---	---	----	---

Strategies and Sub-Strategies	2019–2020		2021–2022	
<b>Advocacy</b>	<b>\$156,285,590</b>	<b>63%</b>	<b>\$215,459,623</b>	<b>54%</b>
Advocacy	\$128,640,786	52%	\$169,431,198	43%
Community Organizing	\$22,301,801	9%	\$38,380,128	10%
Intergovernmental Advocacy	\$893,605	<1%	\$1,913,016	<1%
Litigation	\$3,009,618	1%	\$4,919,442	1%
Public Education	\$1,939,780	1%	\$815,839	<1%
<b>Capacity Building and Training</b>	<b>\$18,920,482</b>	<b>8%</b>	<b>\$55,671,570</b>	<b>14%</b>
Conferences/Seminars/Travel Grants	\$2,522,377	1%	\$3,150,055	1%
Leadership Development	\$2,131,743	1%	\$2,654,448	1%
Organizational Capacity Building	\$10,105,083	4%	\$40,970,027	10%
Training/Technical Assistance	\$4,161,278	2%	\$8,897,040	2%
<b>Culture and Media</b>	<b>\$6,122,656</b>	<b>2%</b>	<b>\$9,960,973</b>	<b>3%</b>
Culture	\$4,310,658	2%	\$4,908,276	1%
Electronic Media/Online Services	\$670,574	<1%	\$2,149,885	1%
Film/Video/Radio	\$1,141,425	<1%	\$1,549,625	<1%
Safer Spaces/Digital Security			\$1,353,187	<1%
<b>Direct Service</b>	<b>\$49,553,663</b>	<b>20%</b>	<b>\$80,944,125</b>	<b>20%</b>
Direct Service	\$48,127,891	19%	\$74,743,475	19%
Relocation/Evacuation	\$303,813	<1%	\$2,346,960	1%
Victim Support	\$1,121,958	<1%	\$3,853,690	1%
<b>Multi/Other</b>	<b>\$6,607,848</b>	<b>3%</b>	<b>\$459,731</b>	<b>&lt;1%</b>
Multi-Strategy	\$2,497,159	1%	\$459,731	<1%
Other	\$4,110,688	2%	-	-
<b>Philanthropy and Fundraising</b>	<b>\$7,074,785</b>	<b>3%</b>	<b>\$24,312,980</b>	<b>6%</b>
Fundraising Event	\$32,654	<1%	\$65,337	<1%
Intermediary Funding	\$992,798	<1%	\$4,178,481	1%
Philanthropic Advocacy	\$5,549,333	2%	\$20,069,162	5%
<b>Research</b>	<b>\$3,758,048</b>	<b>2%</b>	<b>\$9,041,435</b>	<b>2%</b>
Curriculum Development			\$30,000	<1%
Publications	\$220,809	<1%	\$213,900	<1%
Research	\$3,537,239	1%	\$8,797,535	2%
<b>Grand Total</b>	<b>\$248,323,072</b>	<b>100%</b>	<b>\$395,850,436</b>	<b>100%</b>

## POPULATION FOCUS

The vast majority of grants awarded to LGBTI issues did not focus on a specific LGBTI population. This included funds focused on the full LGBTI community, a mixed group within the LGBTI community, or where no specific sub-population focus was disclosed. For these grants, there is no accurate way to estimate how they reached particular populations within the LGBTI community or focused on their unique needs.

In comparison, the following section examines funding that is designated for distinct populations within the LGBTI community.



In preparation for this report edition, the research team developed a **new methodology** for assigning funds to grants with multiple sexual orientation, gender identity, and/or sex characteristics (SOGIESC, or LGBTI) populations. This solution **resolves previous challenges** accurately reflecting the authentic multiple-population focus of many grants. The research team established population funding splits based on the **evaluation of previous years' data and significant consultation**. This new model has been applied to grants analyzed for 2021–20223 but has not yet been retroactively applied. As a result, we are sharing LGBTI population data for **only the two current years** to avoid highlighting changes over time that may be more indicative of a methodology change than a change in funding trends.

## Funding by Sexual Orientation

During 2021 and 2022, nearly \$758 million (84 percent) was awarded for funding focused broadly on sexual orientation, assigned as “All LGBQ” in the taxonomy of this report. Another nearly \$145 million (16 percent) was awarded with no focus on sexual orientation. This indicates that the grants were instead focused on gender identity or sex characteristics.

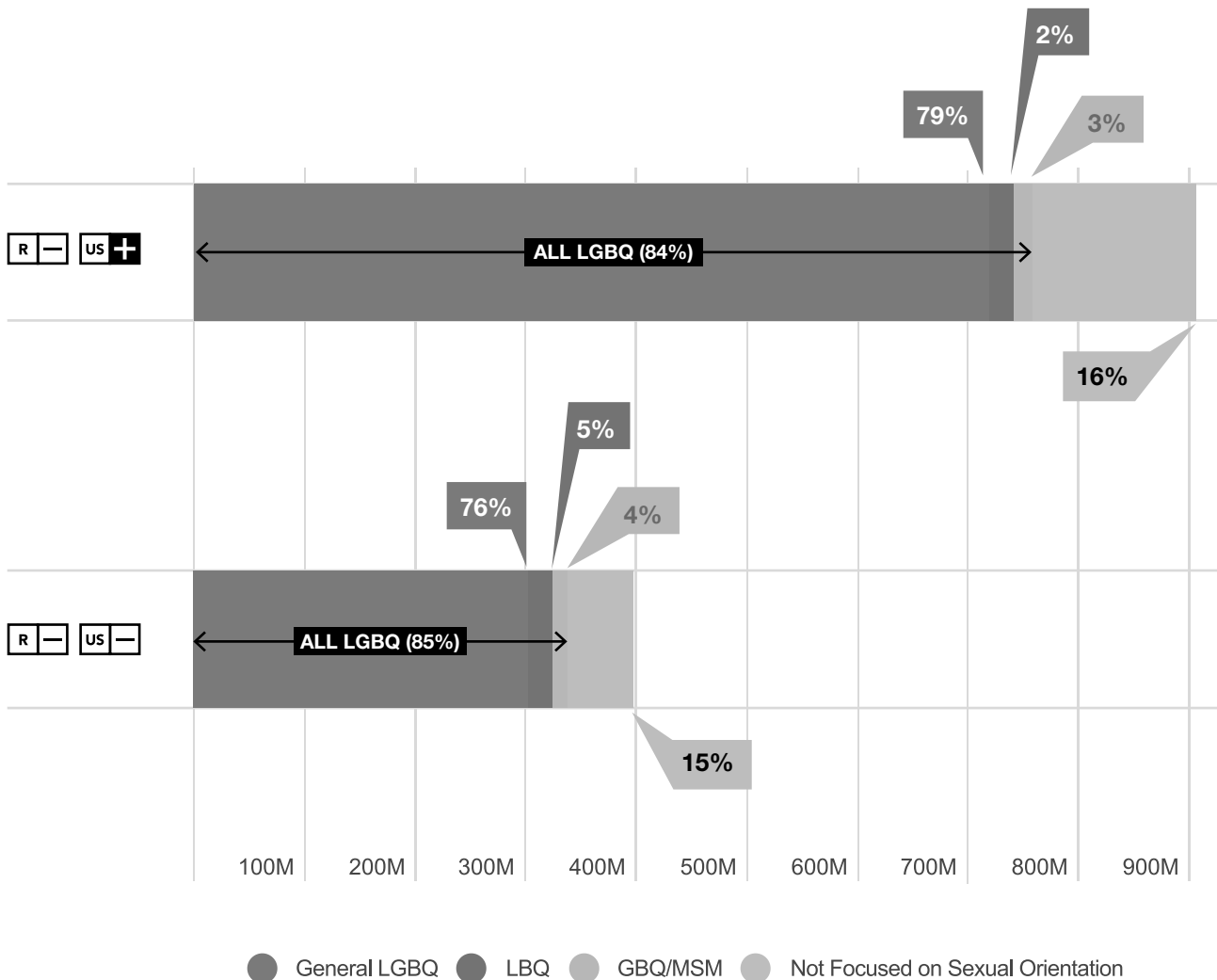
Funding that specifically focused on gay and bisexual men, queer men, and men who have sex with men (MSM) totaled over \$27 million, or 3 percent of total LGBTI funding.

Funding focused on lesbian and bisexual women and queer women totaled \$23 million, also 3 percent of LGBTI funding.

When funds focused on the United States were removed, the total of All LGBQ funding was over \$337 million and increased to 85 percent, with LBQ and GBQ/MSM funding increasing to 5 percent and 4 percent, respectively.

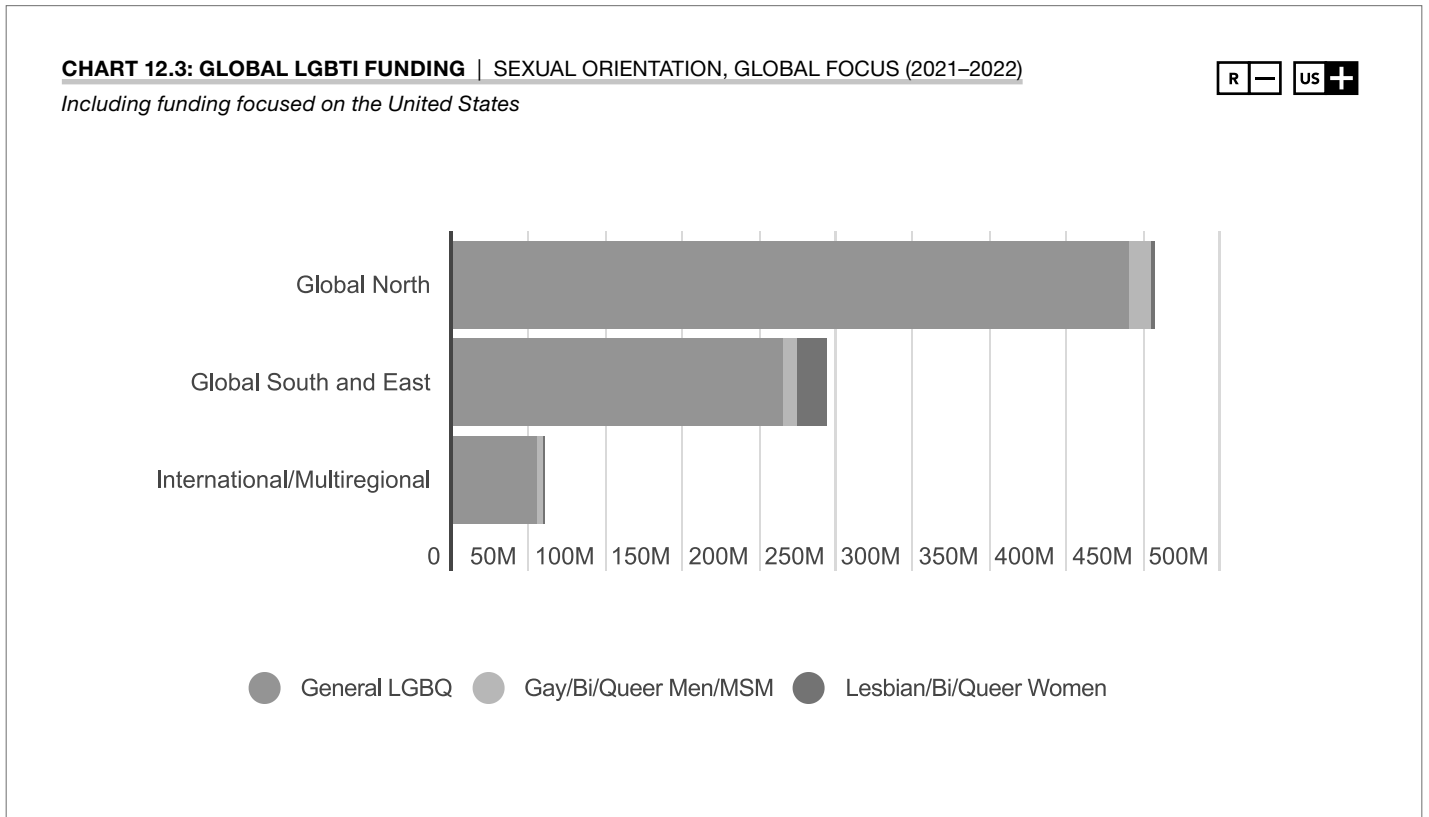
**CHART 12.1/12.2: GLOBAL LGBTI FUNDING | SEXUAL ORIENTATION FOCUS (2021–2022)**

*Including/excluding funding focused on the United States*





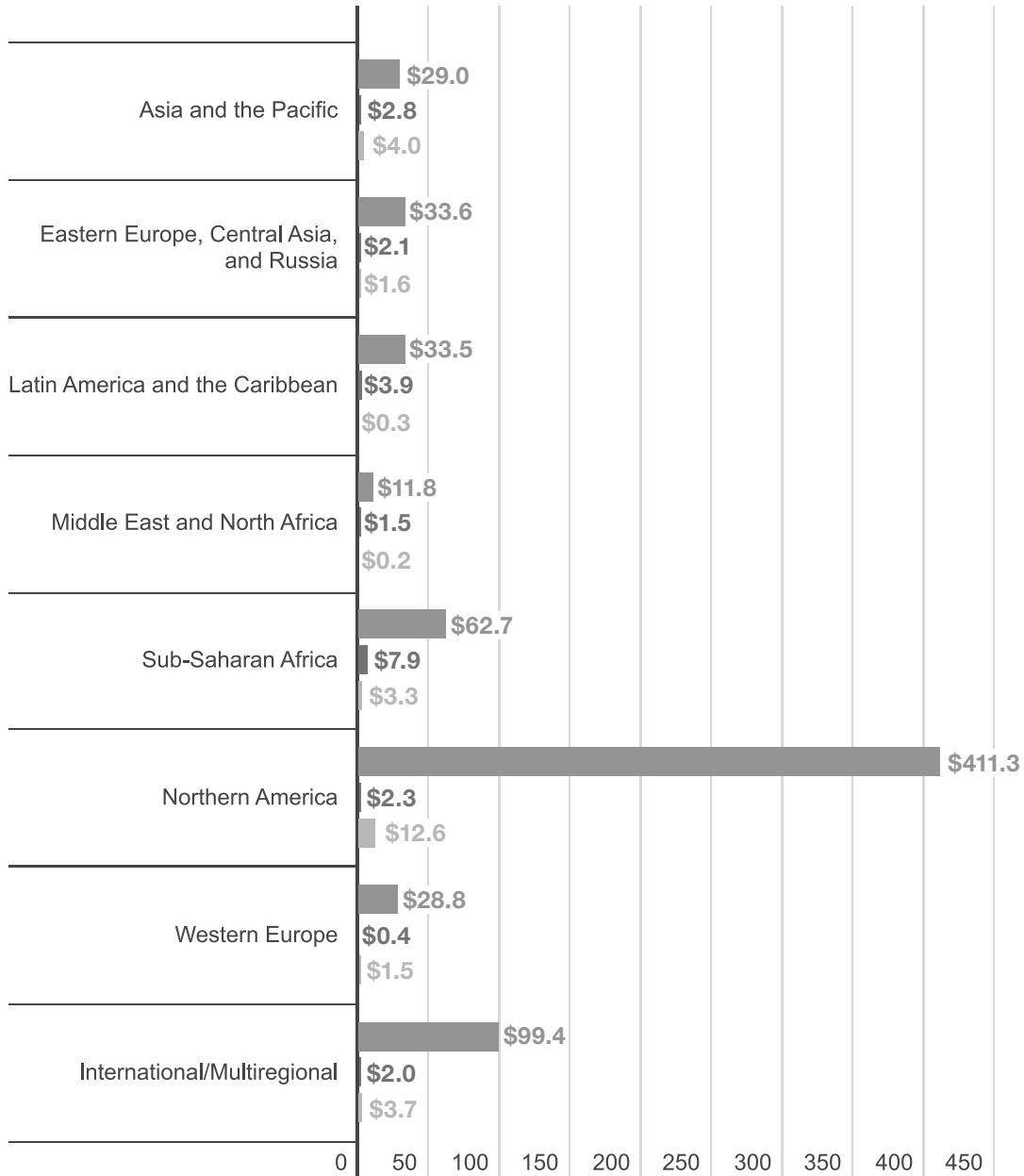
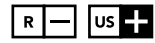
When assessing sexual orientation populations by global focus, we see that 83 percent of specifically-LBQ funding was focused on the Global South and East, a much higher proportion than General LGBQ (30 percent) or GBQ/MSM (35 percent).



Assessing sexual orientation populations by world region focus, we see that the majority of general LGBQ funding was focused in Northern America (58 percent) or International/Multiregional funding (14 percent). For GBQ/MSM funding, there were similar proportions, with 46 percent going to Northern America and 14 percent to International/Multiregional funding. In comparison, the highest portion of LBQ funding was focused on Sub-Saharan Africa (34 percent), followed by Latin America and the Caribbean (17 percent). These findings reflect concerted efforts in recent years by feminist and LBQ funders to increase LBQ-focused resources in the Global South and East.

**CHART 12.4: GLOBAL LGBTI FUNDING** | SEXUAL ORIENTATION, GLOBAL FOCUS IN \$ MILLIONS (2021–2022)

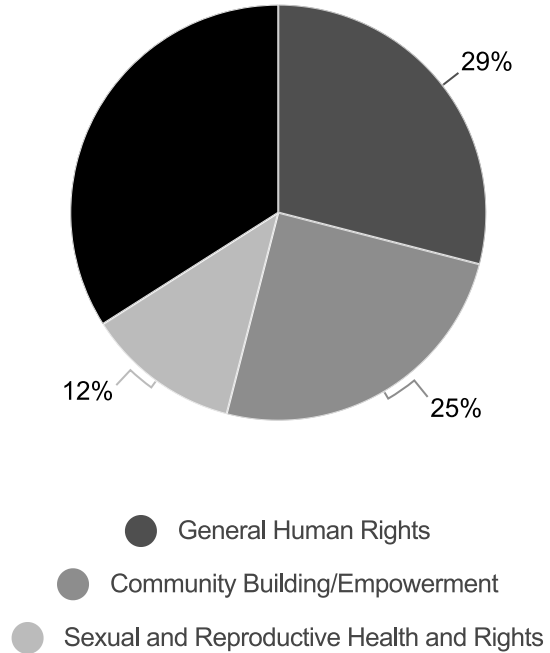

Including funding focused on the United States



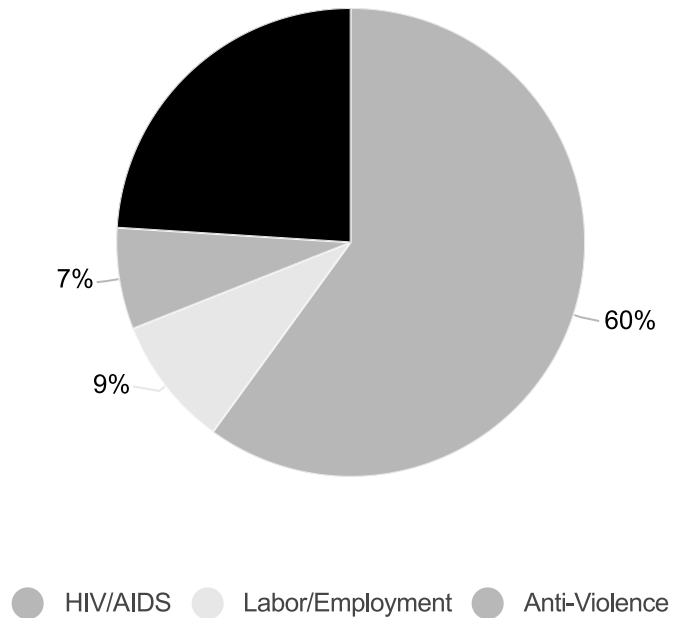
● General LGBQ ● LBQ ● GBQ/MSM

Excluding funds focused on the United States, the top sub-issues of LBQ-focused grants were General Human Rights (29 percent), Community Building/Empowerment (25 percent), and Sexual and Reproductive Health and Rights (12 percent). The top sub-issues of GBQ/MSM-focused grants were HIV/AIDS (60 percent), Labor/Employment (9 percent), and Anti-Violence (7 percent).

**CHART 12.5: GLOBAL LGBTI FUNDING | SEXUAL ORIENTATION, TOP LBQ SUB-ISSUES (2021–2022)**  
 Excluding funding focused on the United States



**CHART 12.6: GLOBAL LGBTI FUNDING | SEXUAL ORIENTATION, TOP GBQ SUB-ISSUES (2021–2022)**  
 Excluding funding focused on the United States

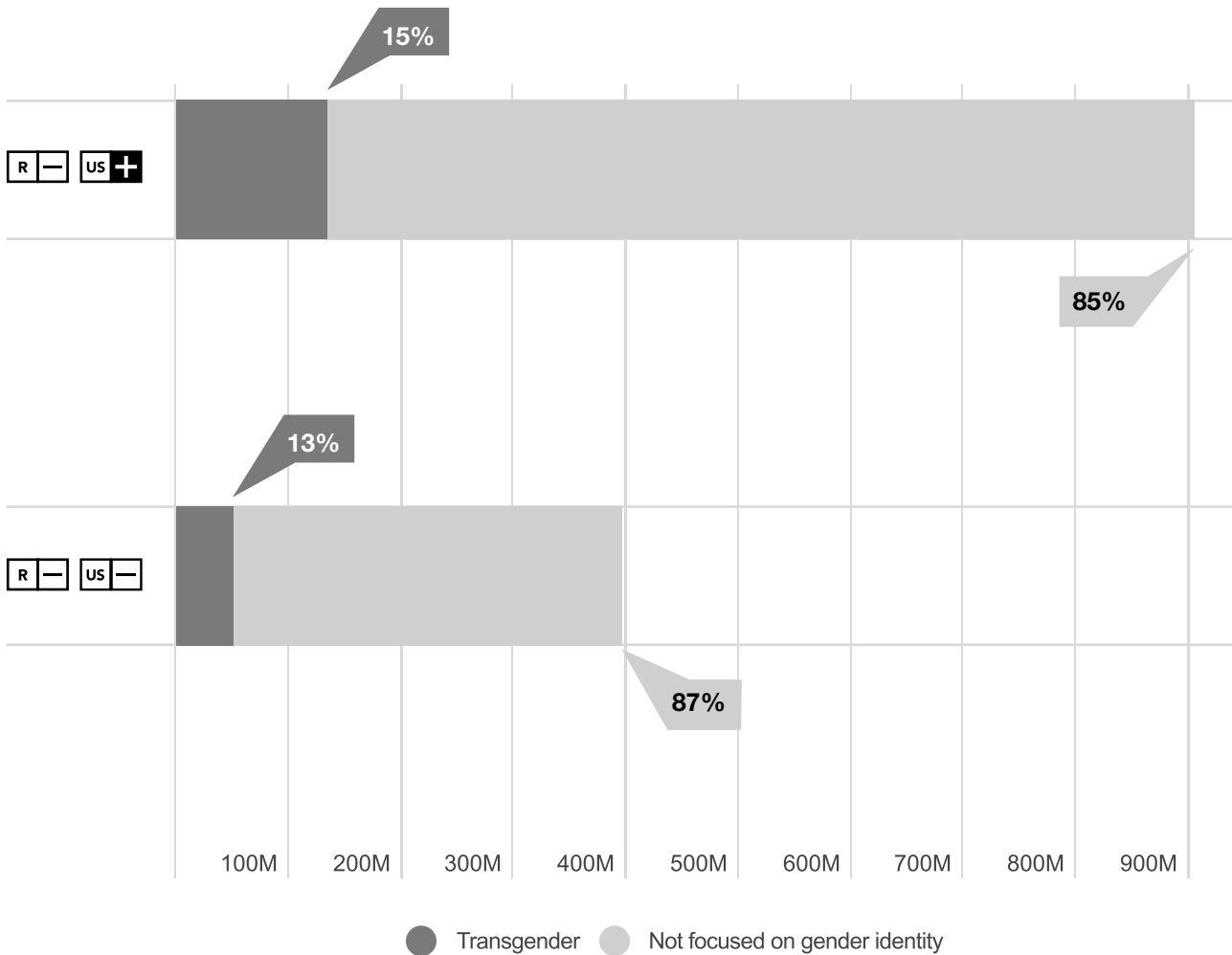


## Funding by Gender Identity

During 2021–2022, funds specifically focused on transgender communities<sup>47</sup> totaled nearly \$135 million—representing 15 percent of all funding for LGBTI issues. When funding focused on the United States is removed, trans funding totaled nearly \$51 million and 13 percent of the total.

**CHART 13.1: GLOBAL LGBTI FUNDING | GENDER IDENTITY FOCUS (2021–2022)**

*Including/excluding funding focused on the United States*

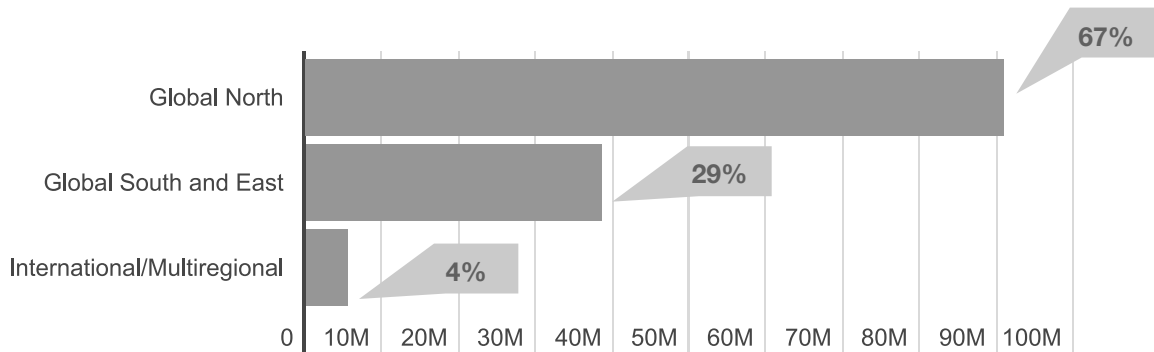
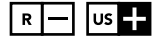


<sup>47</sup> In this report, we use transgender (or abbreviated as trans) as an umbrella term, including people who are transgender, non-binary, gender nonconforming, or other terms indicating a sense of one's own gender that differs from one's assigned sex at birth. While some grants do specify a focus on trans women, trans men, and other subgroups within this umbrella, those funding levels are small enough to report as one population in this document.

The majority of trans funding was focused on the Global North (67 percent), with 93 percent of those Global North funds being focused specifically on the United States.

**CHART 13.2: GLOBAL LGBTI FUNDING | GENDER IDENTITY, GLOBAL FOCUS (2021-2022)**

*Including funding focused on the United States*

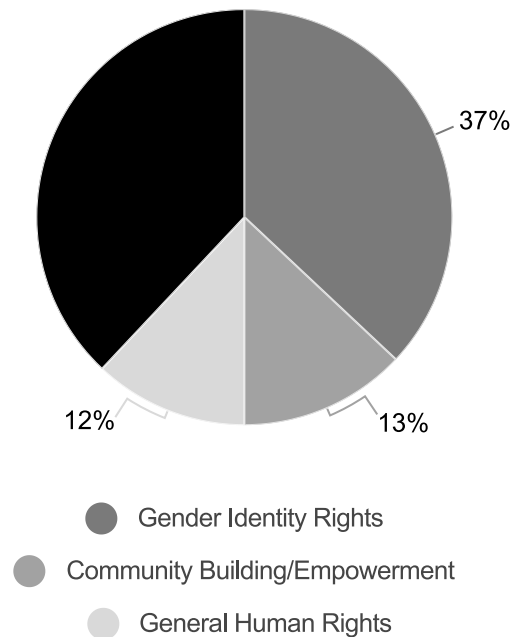



Aside from funds focused on the United States, the highest portion of trans world regional funding was focused on Latin America and the Caribbean (10 percent), followed by Sub-Saharan Africa (8 percent).

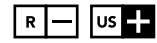
Excluding funds focused on the United States, the top sub-issues of trans-focused grants were Gender Identity Rights (37 percent), Community Building/Empowerment (13 percent), and General Human Rights (12 percent).

**CHART 13.3: GLOBAL LGBTI FUNDING | GENDER IDENTITY, TOP TRANS SUB-ISSUES (2021-2022)**

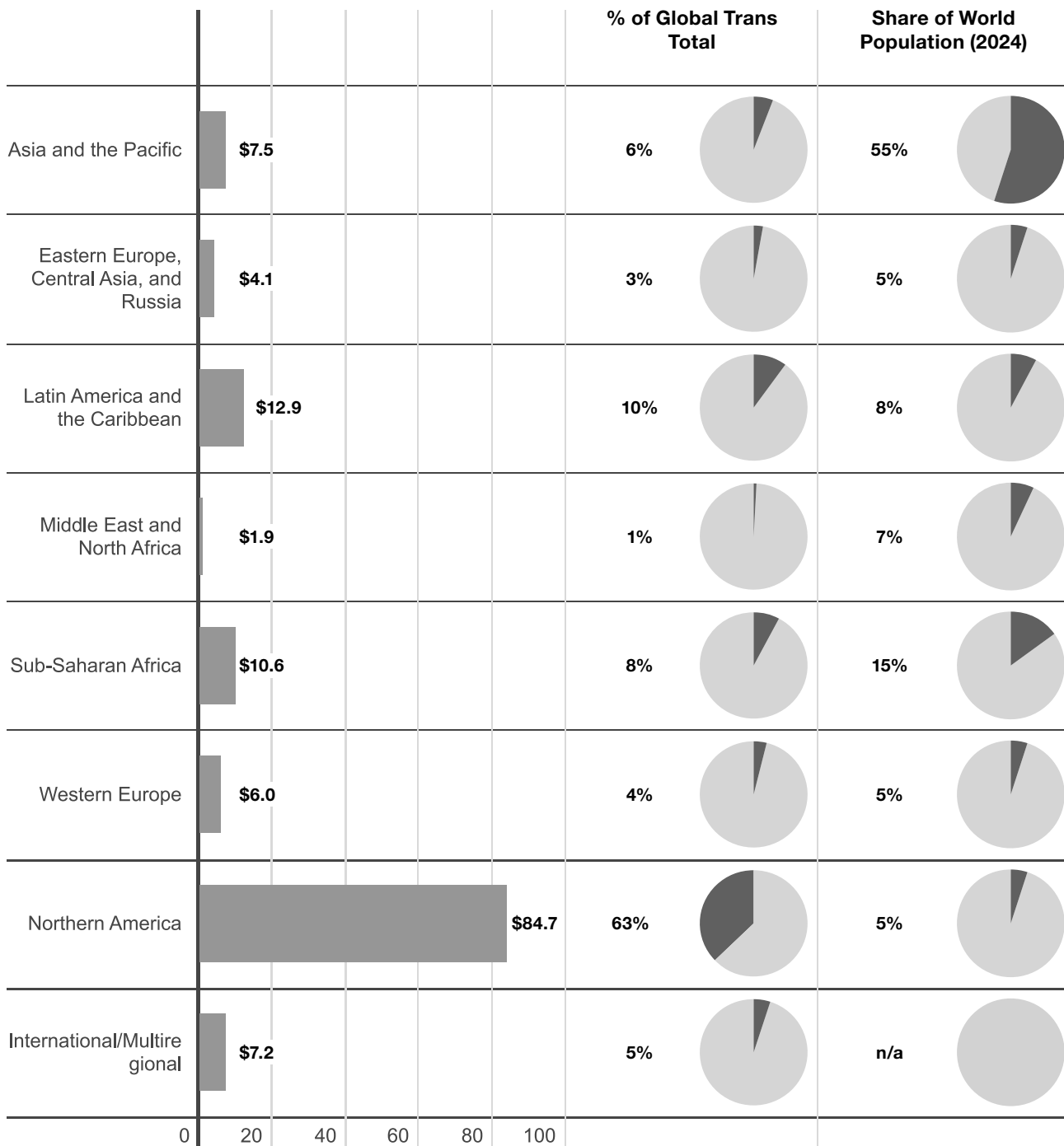
*Excluding funding focused on the United States*



**CHART 13.4: GLOBAL LGBTI FUNDING** | GENDER IDENTITY, GLOBAL FOCUS IN \$ MILLIONS (2021–2022)



Including funding focused on the United States

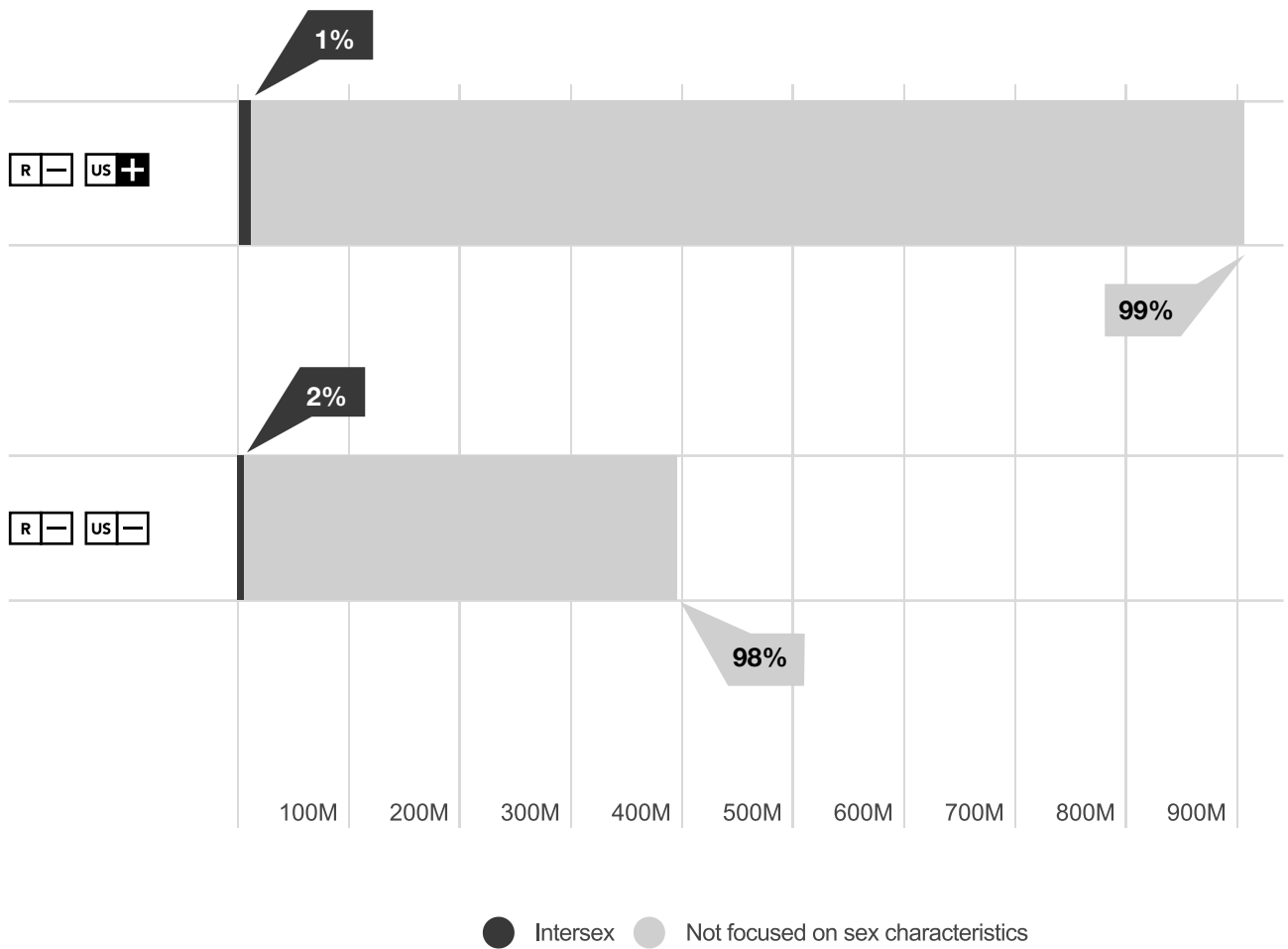


### Funding by Sex Characteristics

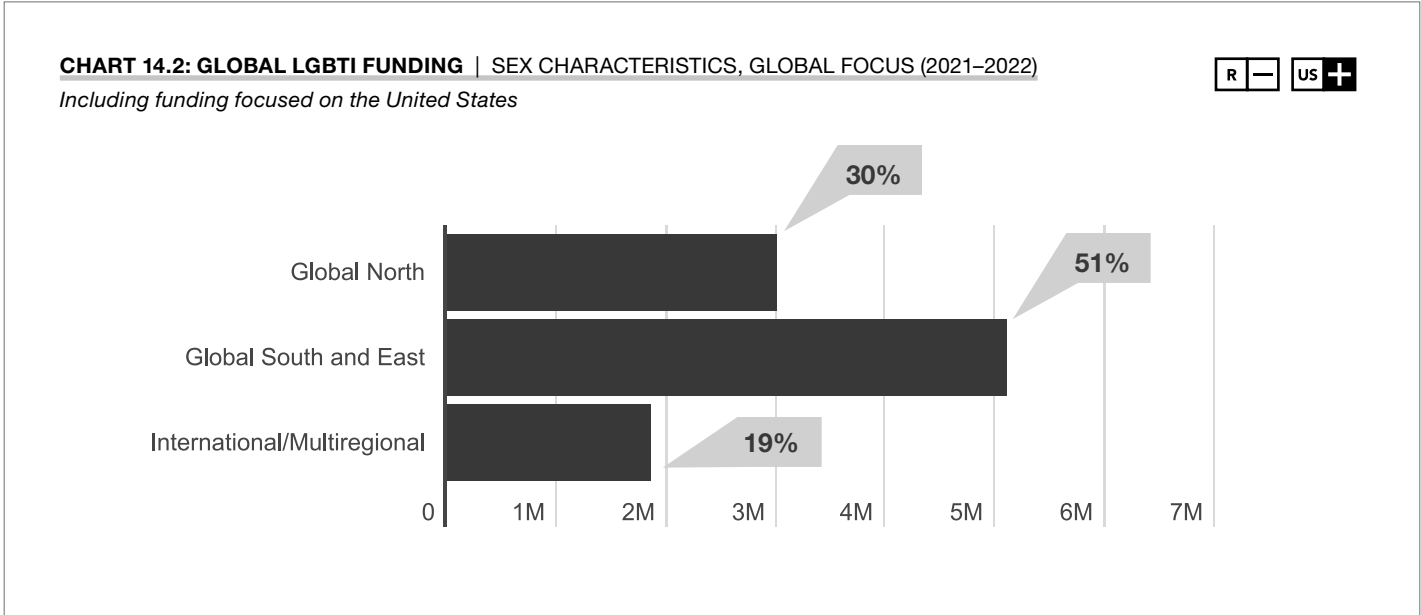
Funding with a specific focus on intersex populations totaled nearly \$10 million in 2021–2022, or about 1 percent of the total LGBTI funding. When funding focused on the United States is removed, the total of \$7.7 million reflects 2 percent of the total.

**CHART 14.1: GLOBAL LGBTI FUNDING | SEX CHARACTERISTICS FOCUS (2021–2022)**

*Including/excluding funding focused on the United States*

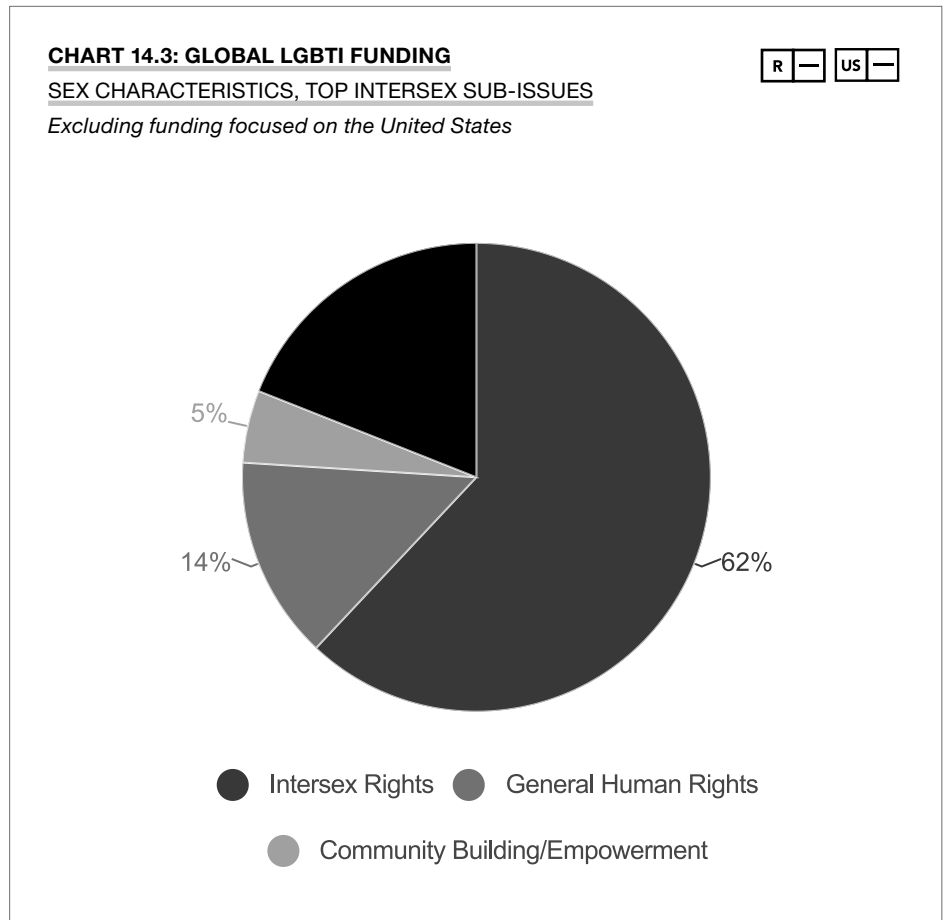


Notably, more than half (51 percent) of intersex funding was focused in the Global South and East, and 19 percent in the International/Multiregional space. These portions are significantly higher than those focused on LGBTQ and trans funding.



Aside from Northern America and International/Multiregional funding, the highest world regional intersex funding was focused on Sub-Saharan Africa (25 percent), followed by Asia and the Pacific (14 percent).

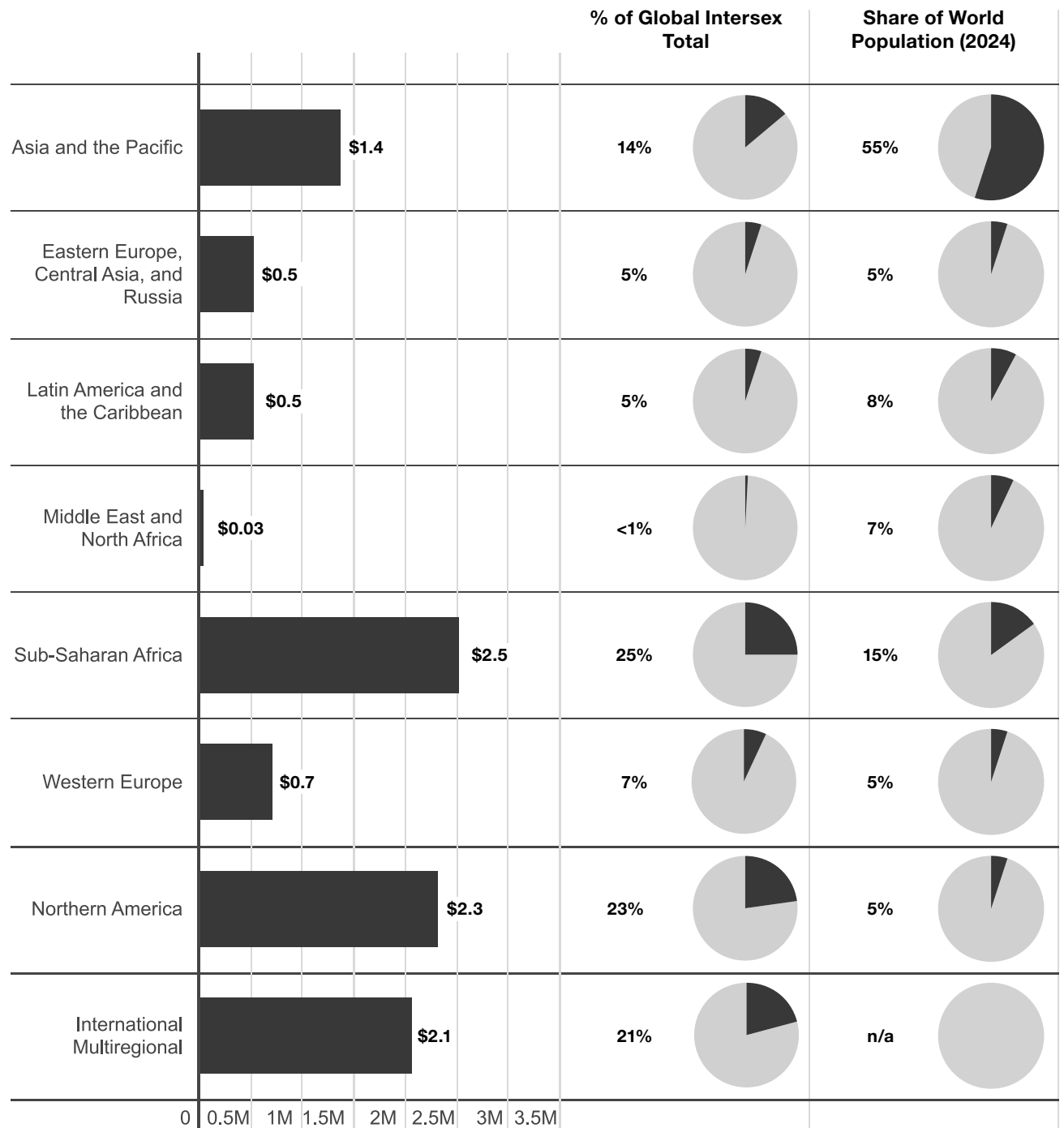

Excluding funds focused on the United States, the top sub-issues of intersex-focused grants were Intersex Rights (62 percent), General Human Rights (14 percent), and Community Building/Empowerment (5 percent).





**CHART 14.4: GLOBAL LGBTI FUNDING | SEX CHARACTERISTICS, GLOBAL FOCUS IN \$ MILLIONS (2021–2022)**

*Including funding focused on the United States*



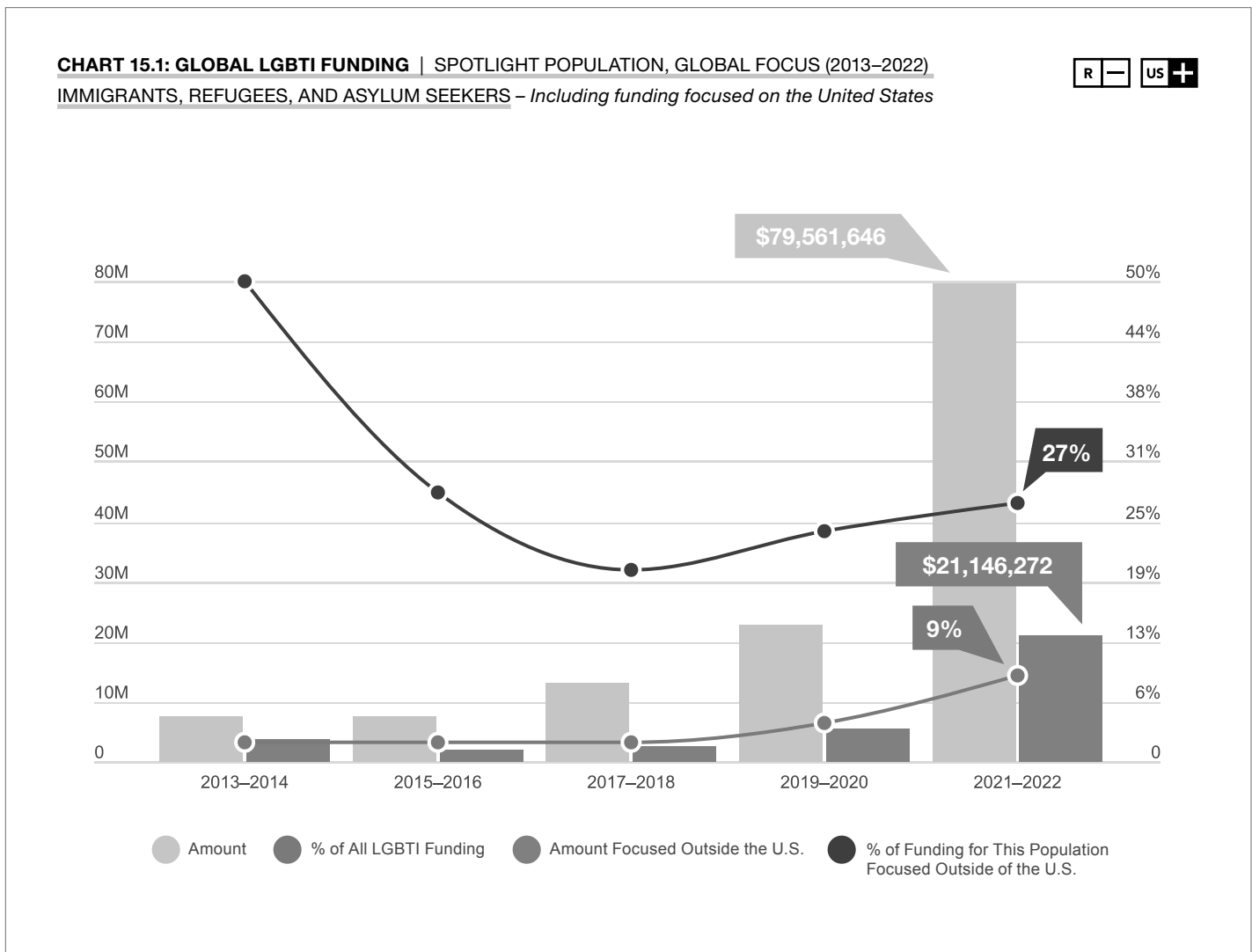
## SPOTLIGHT ON POPULATION FUNDING

In addition to LGBTI populations, this report has shown a spotlight on a number of additional subpopulations over time and now enables a 10-year view.

### Funding focused on immigrants, refugees, and asylum seekers

has increased by nearly \$57 million in 2021–2022 compared to the previous report, rising from 4 to 9 percent of total LGBTI funding and demonstrating an increase from recent years in the portion of those funds focused outside of the United States.

Excluding funds focused on the United States, the largest amount of funding for this population in 2021–2022 went to internationally focused groups (27%), followed by Latin America and the Caribbean (22 percent), and Sub-Saharan Africa (21 percent).<sup>48</sup>

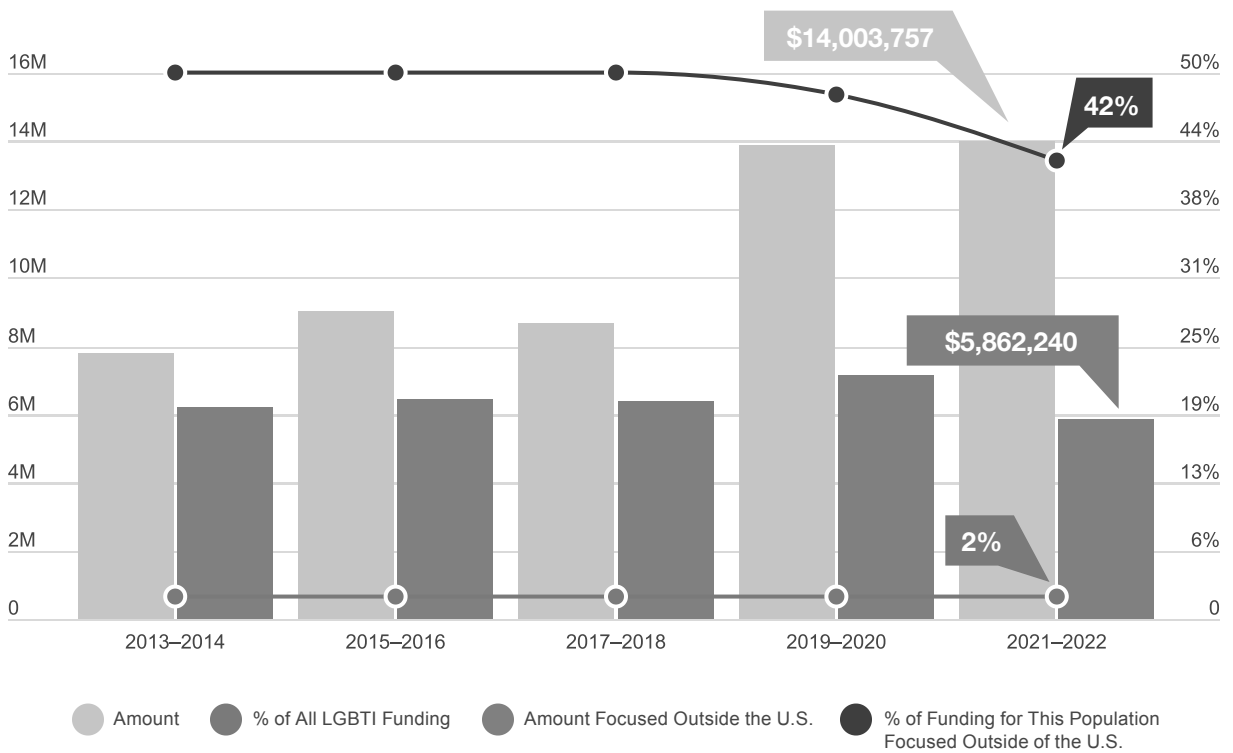


<sup>48</sup> Notably, grants with this subpopulation focus tend to address the country focus of those receiving immigrants, refugees, and asylum seekers and often correlate to the (newly added) sub-strategy of Relocation/Evacuation. Grants for those impacted by internal-country migration (including many within Ukraine during 2021–2022) would be more often included under issues/sub-issues such as Humanitarian Assistance or Migration and Refugee Issues or in the strategies/sub-strategies of Direct Services or Victim Support, depending on the detail of the grant description.

**Funding focused on sex workers** increased very slightly in 2021–2022 compared to the previous report, maintaining a consistent level of 2 percent of total LGBTI funding over time, but demonstrating a marked decrease over 10 years in the portion of those funds focused outside of the United States.

Excluding funds focused on the United States, the largest world region focus for this population in 2021–2022 was Sub-Saharan Africa (39 percent), followed by Latin America and the Caribbean (38 percent) and Eastern Europe, Central Asia, and Russia (11 percent).

**CHART 15.2: GLOBAL LGBTI FUNDING | SPOTLIGHT POPULATION, GLOBAL FOCUS (2013–2022)**  
**SEX WORKERS** – Including funding focused on the United States

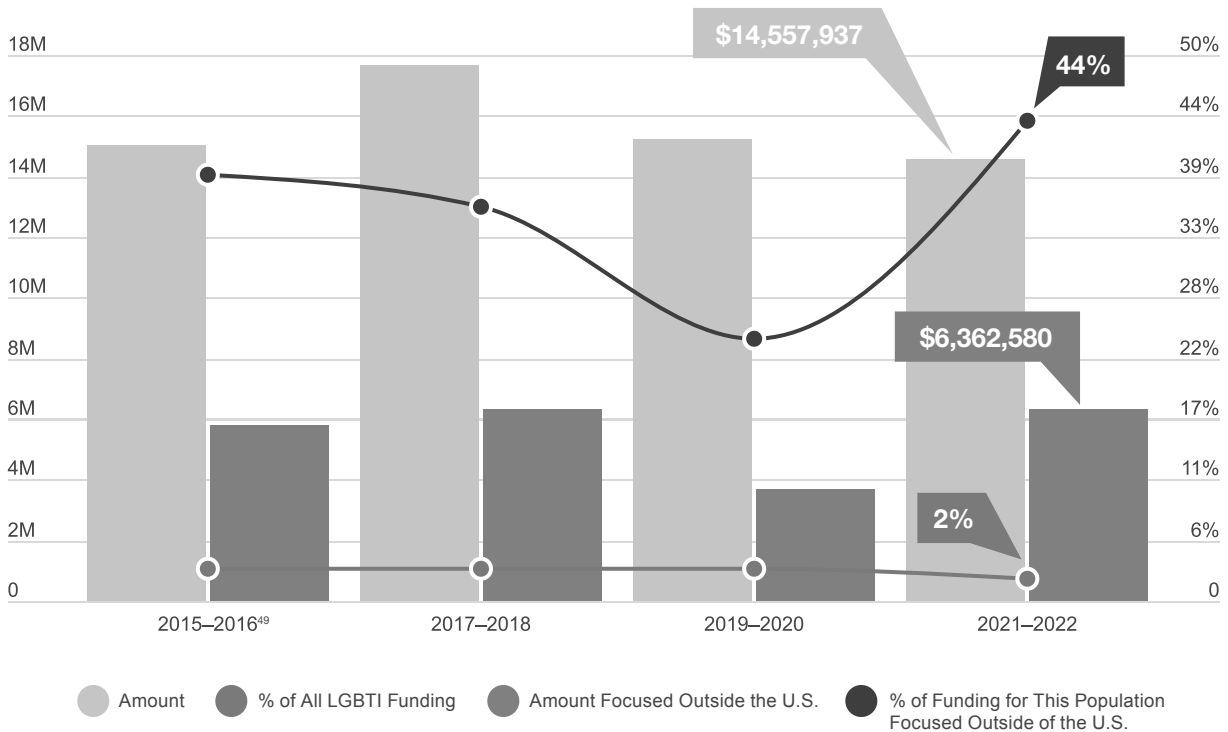


**Funding focused on people of faith** decreased very slightly in 2021–2022 compared to the previous report and shifted from 3 percent to 2 percent of total LGBTI funding in that period. Notably, the portion of these funds focused outside of the United States rose to their highest level, at 44 percent. In 2021–2022, for grants focused outside of the United States, the majority of those funds went to general faith or multifaith work (70 percent), followed by Christian-focused programs (21 percent) and Muslim-focused programs (9 percent). Less than 1 percent of funds focused on Buddhist or Jewish programs.

Excluding funds focused on the United States, the largest world region focus for this population in 2021–2022 was Sub-Saharan Africa (72 percent), followed by Western Europe (12 percent).

**CHART 15.3: GLOBAL LGBTI FUNDING | SPOTLIGHT POPULATION, GLOBAL FOCUS (2015–2022)**

**PEOPLE OF FAITH – Including funding focused on the United States**

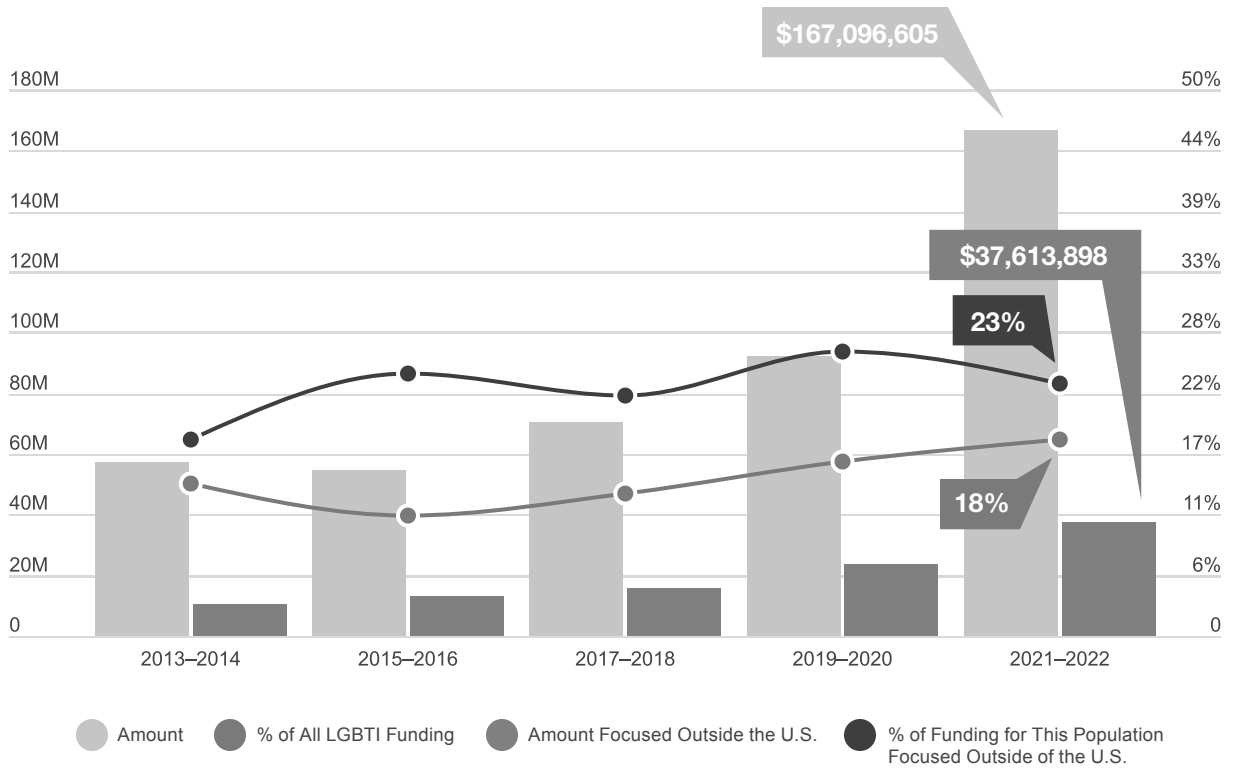


<sup>49</sup> The years 2013–2014 have been removed from this chart because no funding data was available for this population for 2013 U.S.-focused grants.

**Funding focused on children and youth** increased by nearly \$75 million in 2021–2022 compared to the previous report, continuing an increase over time in the percentage of total LGBTI funding (18 percent). However, in 2021–2022, the portion of those funds focused outside of the United States decreased from the previous report to 23 percent.

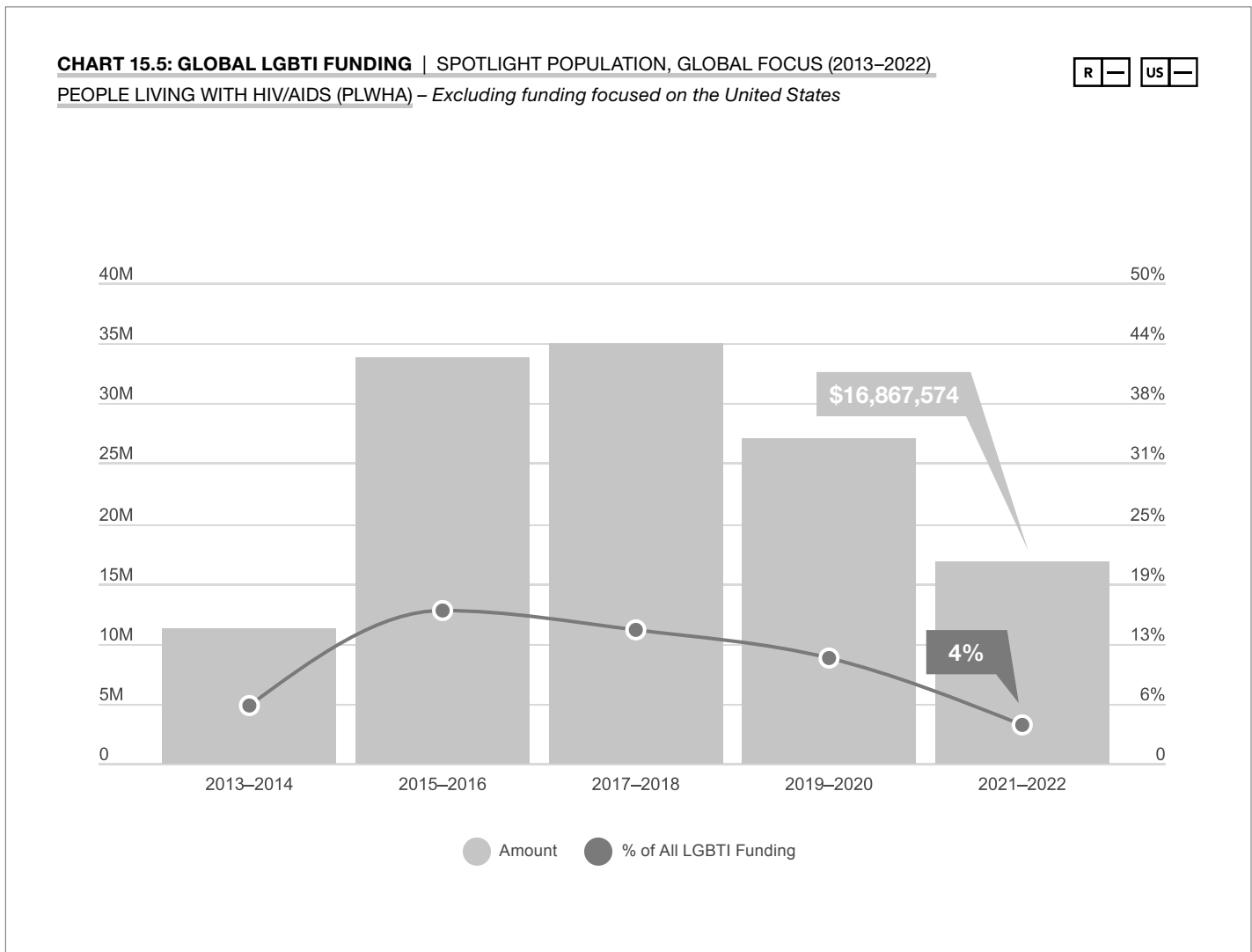
Excluding funds focused on the United States, the largest world region focus for this population in 2021–2022 was Western Europe (32 percent), followed by Sub-Saharan Africa (26 percent) and Asia and the Pacific (13 percent).

**CHART 15.4: GLOBAL LGBTI FUNDING | SPOTLIGHT POPULATION, GLOBAL FOCUS (2013–2022)**  
**CHILDREN AND YOUTH – Including funding focused on the United States**



Excluding U.S.-focused funding,<sup>50</sup> grants focused on People Living with HIV/AIDS (PLWHA) decreased by over \$10 million in 2021–2022 compared to the previous report and continued a pattern of decrease over time in the percentage of total LGBTI funding since the 2015–2016 report.

The largest world region focus for this population in 2021–2022 was Sub-Saharan Africa (24 percent), followed by grants with an International focus (22 percent), and Asia and the Pacific (15 percent). Latin America and the Caribbean and Eastern Europe, Central Asia, and Russia both represented 12 percent.

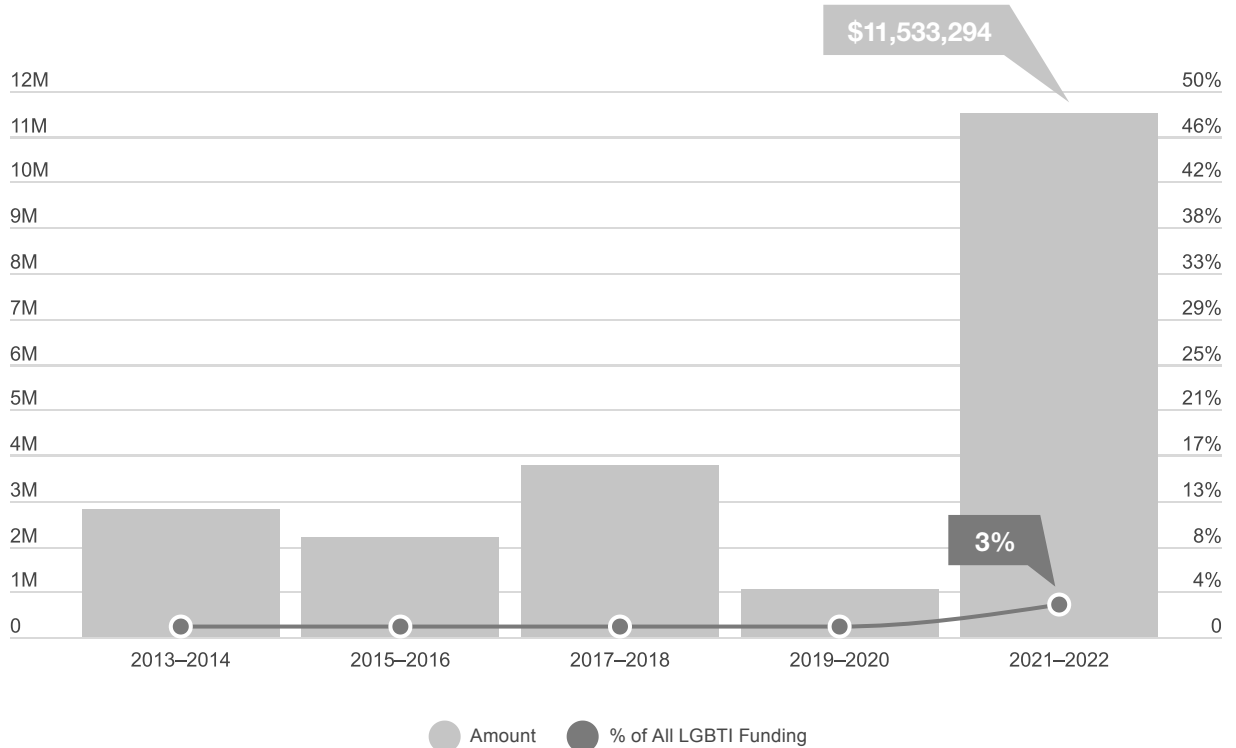


<sup>50</sup> Data about U.S.-focused funding for this population was not available for all years.

Excluding U.S.-focused funding,<sup>51</sup> **grants focused on survivors of violence** increased by over \$10 million compared to the previous report. This population has not been included previously as a spotlight, but the sharp increase compared to previous years suggests a significant trend. This population category includes grants focused on several different kinds of violence facing LGBTI people, including domestic violence, hate crimes and other political persecution, forced evacuation/relocation due to violence or security threats, and more.

The largest world region focus for this population in 2021–2022 was Western Europe (21 percent), followed by Latin America and the Caribbean and Sub-Saharan Africa, both at 20 percent. Eastern Europe, Central Asia, and Russia represented 19 percent.

**CHART 15.6: GLOBAL LGBTI FUNDING | SPOTLIGHT POPULATION, GLOBAL FOCUS (2013–2022)**  
**SURVIVORS OF VIOLENCE – Excluding funding focused on the United States**



<sup>51</sup> Data about U.S.-focused funding for this population was not available for all years.

# COVID FUNDING IMPACTS

*Excluding funding focused on the United States*

The emergence of the COVID-19 (COVID) pandemic had a major impact on LGBTI funding trends in 2019–2020, as LGBTI people worldwide struggled to meet the needs of their families, communities, and organizations during a time of acute upheaval, precarity, and loss.

Global Philanthropy Project's report *Where Are the Global COVID-19 Resources for LGBTI Communities?*<sup>52</sup> was published in early 2021 and confirmed what many in the sector had discussed anecdotally: that governments, donors, and service providers had largely failed to acknowledge or address the specific COVID-response needs of LGBTI people; that LGBTI organizations had mobilized to fill this void out of necessity, providing for basic needs, support, and protection for their communities, without sufficient support from traditional development agencies; and that philanthropic support for LGBTI communities had remained stable, with funders offering flexibility to meet the moment; however, this

resulted in significant human rights-focused funding being redirected to humanitarian service provisions, which could further destabilize ongoing human rights campaigns.

*Where Are the Global COVID-19 Resources* analyzed 4,467 resource mechanisms and found that only one explicitly described funding to support LGBTI communities. None of the almost 3,000 documented resource mechanisms tracked to the UN's Global Humanitarian Response Plan explicitly described funding to support LGBTI communities.

**What happened next?** The virus exposed differences in access to vaccines, other healthcare support, and basic humanitarian needs, and amplified ongoing global inequities. In 2021 and 2022, the pandemic was not over. Still, the shift from more acute restrictions—with timing varying by country and region—enabled many grantees and donors to reorient and shift from rapid response to address some of their longer-term work and goals.

We can now evaluate the trends in COVID-related funding from 2019–2022 and learn that the funding response started for some global donors in 2019, reaching a peak in 2020 at 10 percent of the total funding for that year, slowing in 2021 to 6 percent, and further dropping in 2022 to 3 percent. While donors awarded fewer COVID-focused grants in 2021 and 2022, they had increasingly higher average amounts.

52 *Where Are the Global COVID-19 Resources for LGBTI Communities?* (2021). Global Philanthropy Project. <https://globalphilanthropyproject.org/2021/02/28/covidreport-sept2020>



CHART 16.1: GLOBAL LGBTI FUNDING | RESPONDING TO COVID-19 (2019–2022)



Year	Amount	Average	# Grants
2019	\$413,182	\$9,609	43
2020	\$14,337,550	\$17,617	807
2021	\$12,015,527	\$25,032	476
2022	\$5,093,717	\$51,977	98

Looking specifically at funds awarded in 2021–2022:

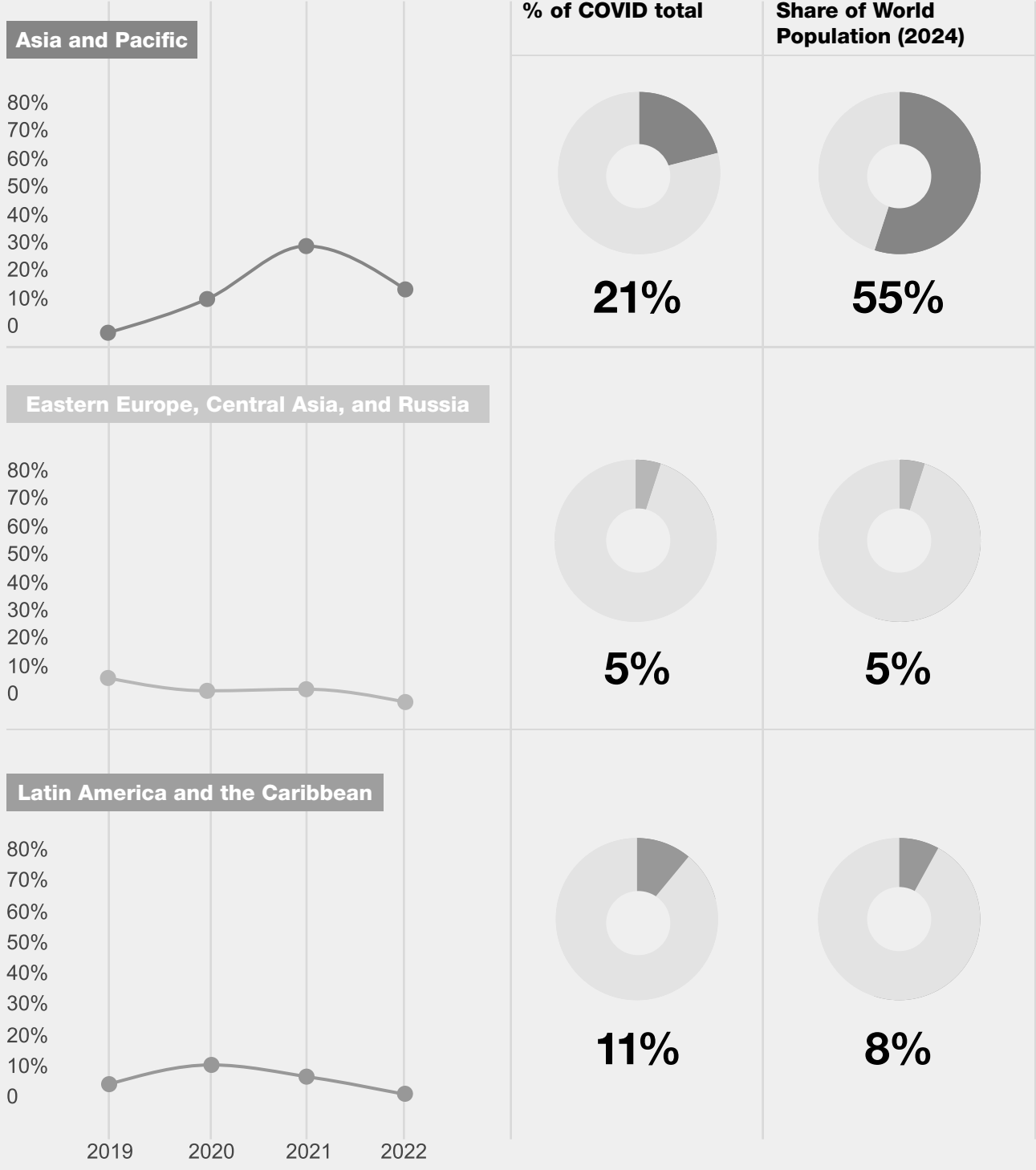
- The role of government and multilateral donors increased, representing 28 percent of LGBTI COVID response grants compared to only 9 percent in 2019–2020. Private foundations increased from 19 to 22 percent, and NGO Intermediaries increased from 19 to 21 percent. The role of public foundations decreased from 48 percent to 27 percent; In 2019–2020, corporate donors awarded 3 percent of global LGBTI COVID response grants, decreasing to 1 percent in 2021–2022.
- The top issue focus was Human Rights (38 percent), followed by Humanitarian Response (25 percent). The top strategy was Direct Service (69 percent).

- Most COVID-response grants went to program support (54 percent), followed by general operating support (37 percent) and 5 percent to emergency funds.

Perhaps in part due to the different phases of COVID impacts across world regions, the flow of LGBTI funding seems to have shifted between regions across 2019–2022. One key caveat is that funding focused on Western Europe is likely overrepresented in this dataset due to the accessibility of detailed grant data for funding by U.K. donors to U.K. grantees, accessed through the 360Giving GrantNav database. In the following chart, funding focused on the United Kingdom represented nearly 100 percent of funding focused on Western Europe.

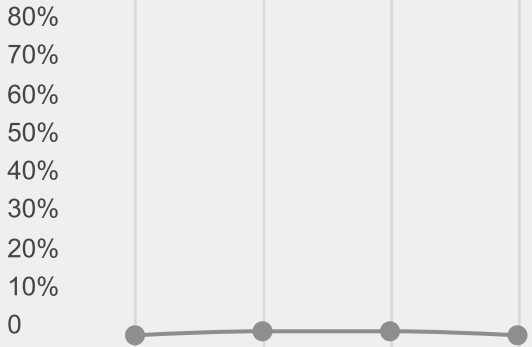
In 2019, the first COVID-related grants were overwhelmingly focused on Sub-Saharan Africa (79 percent), followed by Eastern Europe, Central Asia, and Russia (10 percent). In 2020, Western Europe received the most support (31 percent), followed by Sub-Saharan Africa (20 percent). In 2021, 33 percent were focused on Asia and the Pacific, followed by Western Europe (16 percent). In 2022, Western Europe received the most support (37 percent), followed by Sub-Saharan Africa (25 percent).

CHART 16.2: WORLD REGION LGBTI FUNDING | RESPONDING TO COVID-19 (2019–2022)<sup>53</sup>

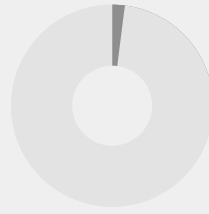


<sup>53</sup> Northern America is excluded from this chart because data for funds focused on the United States were not available.

**Middle East and North Africa**

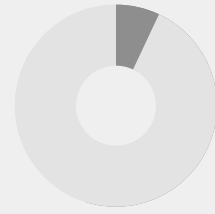


**% of COVID total**



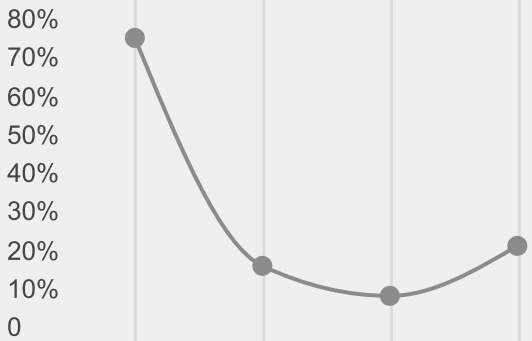
**2%**

**Share of World Population (2024)**

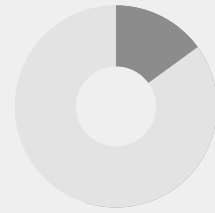


**7%**

**Sub-Saharan Africa**

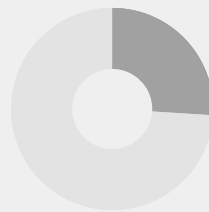
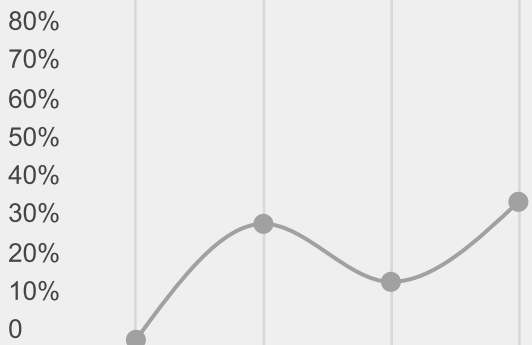


**19%**

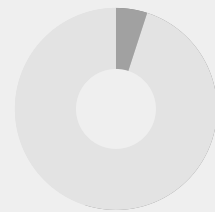


**15%**

**Western Europe**

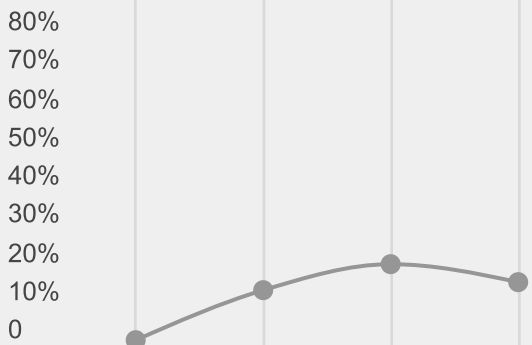


**26%**




**5%**

**International/Multiregional**



**16%**



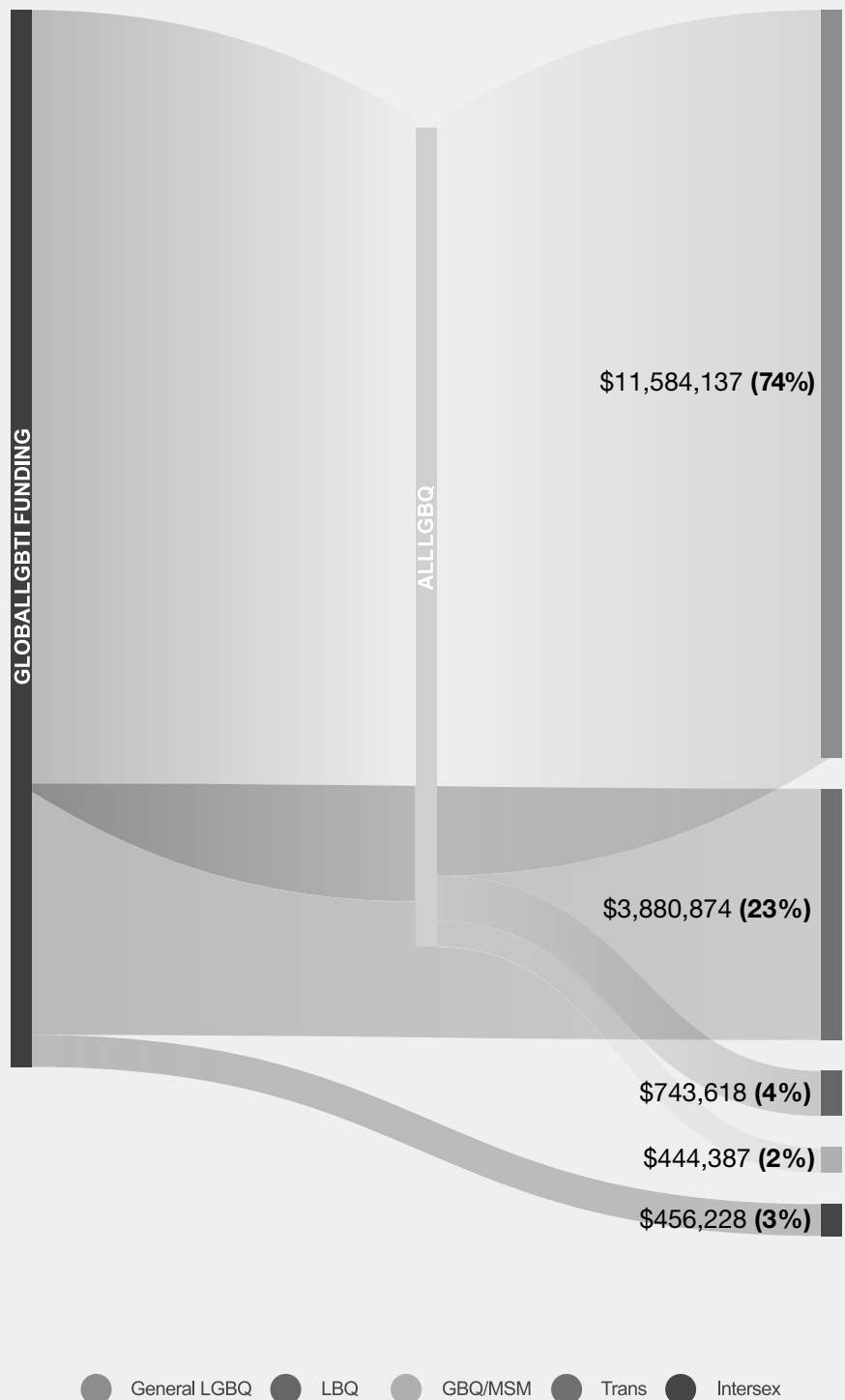
**n/a**

2019      2020      2021      2022

In 2021–2022, the majority of COVID response funding (74 percent) was focused on the broad category of LGBQ sexual orientation, with 4 percent focused on LBQ grants and 2 percent on GBQ/MSM. Grants focused on trans communities received 23 percent of COVID response grants, while 3 percent were focused on intersex communities.

When assessing spotlight populations, 11 percent of LGBTI COVID response grants focused on Children and Youth; 5 percent on Immigrants, Refugees, and Asylum Seekers; 4 percent on Survivors of Violence; 3 percent on PLWHA; 2 percent on sex workers; and less than 1 percent on People of Faith.

**CHART 16.3: GLOBAL LGBTI FUNDING**  
GRANTS RELATED TO COVID-19 LGBTI POPULATIONS (2021–2022)

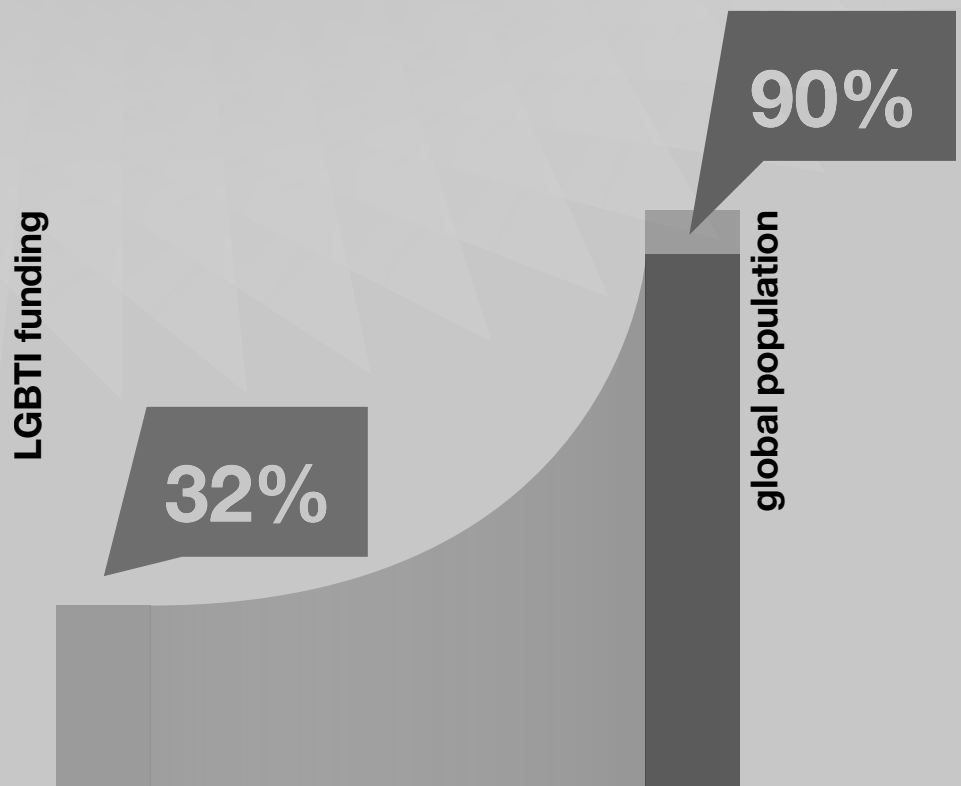


# Funding for LGBTI Issues in the Global South and East

**D**uring 2021–2022, 158 foundations, corporations, intermediaries, donor governments, and multilateral agencies awarded nearly 6,000 grants totaling nearly \$287 million for LGBTI issues in the Global South and East.

Compared to the last reporting period, this geographic focus area increased in total grant amount (by 56 percent), number of grants (29 percent), and number of donors (20 additional donors).

For this report, the Global South and East encompasses Asia and the Pacific; Eastern Europe, Central Asia, and Russia; Latin America and the Caribbean; the Middle East and North Africa; and Sub-Saharan Africa. These regions include most of the world’s lower-income and middle-income countries and a small number of higher-income countries. They are home to around 90 percent of the global population yet received 32 percent of LGBTI funding in this period.<sup>54</sup>



<sup>54</sup> Data retrieved April 15, 2024. <https://www.worldometers.info/world-population/population-by-region/>

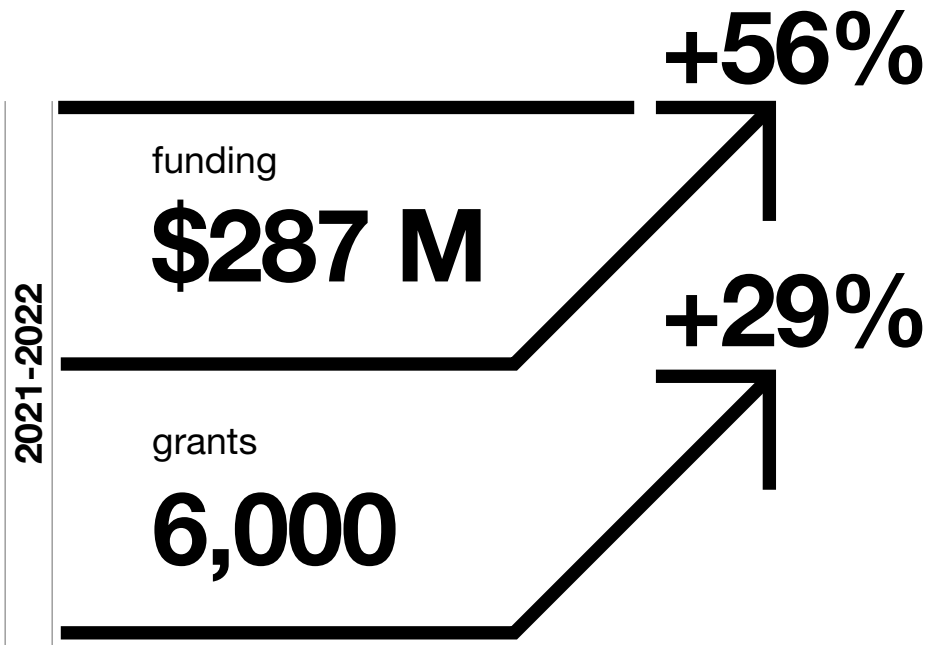
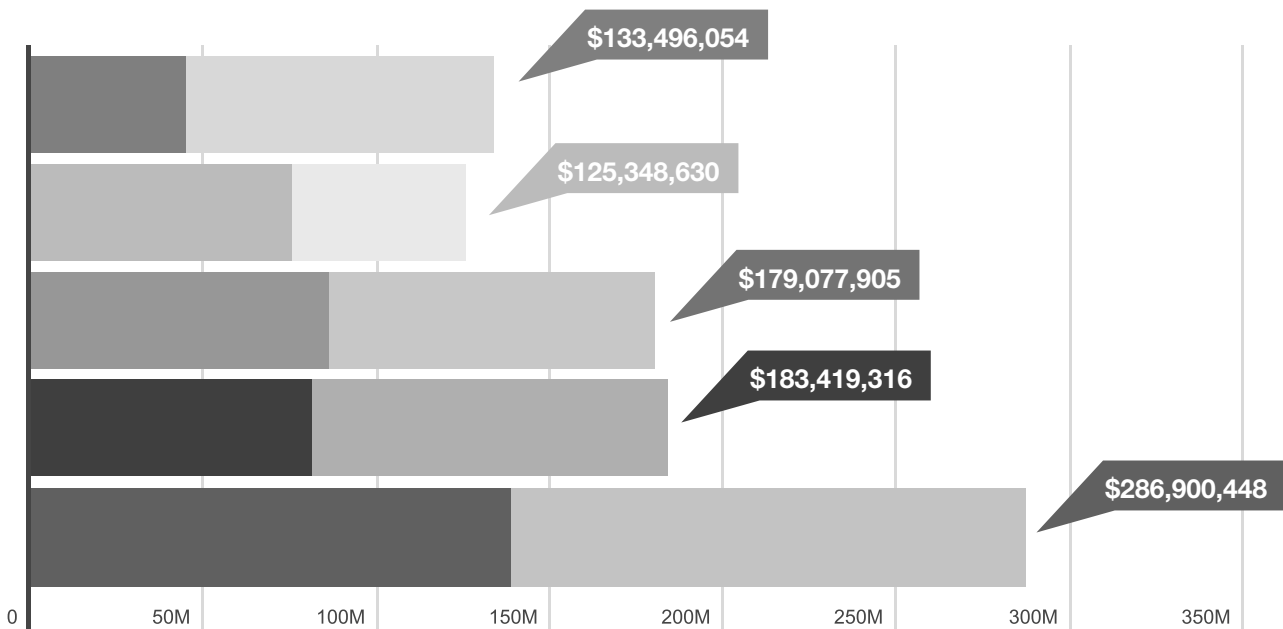


CHART 17.1: GLOBAL SOUTH AND EAST LGBTI FUNDING | YEAR (2013–2022)



● 2013–2014 ● 2015–2016 ● 2017–2018 ● 2019–2020 ● 2021–2022

## Top Funders and Grant Recipients of LGBTI Funding for the Global South and East

When funds awarded for regranting are included, over \$347 million was awarded to grants focused on the Global South and East.<sup>55</sup> The top 10 funders with that geographic focus awarded nearly \$201 million (58 percent) of that total, increasing from 52 percent in the previous report. Of the top 10 funders, 4 were private foundations, 1 an NGO intermediary, and the remaining 5 were governments. All the top 10 funders were based in the Global North.

**CHART 17.2: GLOBAL SOUTH AND EAST LGBTI FUNDING**

TOP 10 FUNDERS, TOTAL AMOUNT (2021–2022)

	Funder Name	Total Amount
1	Government of the Netherlands	\$53,589,444
2	Government of the United States <sup>56</sup>	\$28,149,873
3	Government of Canada	\$21,575,323
4	Hivos <sup>57</sup>	\$18,913,160
5	Open Society Foundations	\$14,598,993
6	MacKenzie Scott	\$14,500,000
7	Wellspring Philanthropic Fund	\$14,250,883
8	Government of Sweden	\$14,163,728
9	Arcus Foundation	\$13,033,862
10	Government of Germany	\$8,189,405



NOTE: Anonymous donors awarded close to \$1.5 million during this period.

<sup>55</sup> In contrast to other calculations in this report, all lists of top funders include funds awarded for the purpose of regranting to document the full amount of LGBTI funding flowing from (or through) each funder. The total funding in 2021–2022 focused on the Global South and East, including regranting, comes to \$347,048,441.

<sup>56</sup> The figures for the Government of the United States include funding information that is publicly available on USApending.gov as well as verified grants from two agencies. As such, not all grants awarded for LGBTI issues by the U.S. government in 2021–2022 are included in the dataset, and therefore the United States government’s totals should be read as a partial snapshot of the government’s financial support for the global LGBTI movement.

<sup>57</sup> Hivos appears on the list as an intermediary donor, reflecting funds also reported by the original donor.

The top 10 grant recipients of LGBTI funding for work focused on the Global South and East received over \$53 million, or 19 percent of the total, increasing from 17 percent in the previous report.

These totals include the full amount of any multiyear grants awarded during 2021–2022. As such, recipients receiving grants awarded for a period of three years or more may have their totals listed below exceed their total two-year operating revenue.

Three of the top 10 grant recipients were organizations based in the Global South and East. While the list below excludes known regranteeing, 6 of the top 10 grant recipients are also intermediary grantmakers, and 2 received funds intended for a consortium or multipartner project (these are marked with ✕ in the intermediary column) in which the total funds would be redistributed among the partners. Six are LGBTI-focused organizations.

**CHART 17.3: GLOBAL SOUTH AND EAST LGBTI FUNDING FOCUS**

TOP 10 RECIPIENTS (2021–2022)

R —

	<b>Grantee Name</b>	<b>Total Amount</b>	<b>Intermediary Grantmaker</b>	<b>LGBTI</b>
1	Hivos	\$21,938,391	☑	
2	World Health Organization (WHO)	\$5,126,043		
3	UHAJ East African Sexual Health and Rights Initiative (UHAJ EASHRI)	\$4,493,441	☑	☑
4	Equality for All Foundation	\$3,971,474		☑
5	Eastern Coalition for LGBT Equality	\$3,577,360	☑	☑
6	Astraea Lesbian Foundation for Justice	\$3,401,341	☑	☑
7	Cuso International	\$2,739,962	✕	
8	The Other Foundation	\$2,736,190	☑	☑
9	Outright International	\$2,730,018	☑	☑
10	OIKOS - Cooperation and Development	\$2,719,185	✕	

NOTE: Anonymous grantees located in the Global South and East received over 2,300 grants totaling nearly \$70 million during 2021–2022.<sup>58</sup>

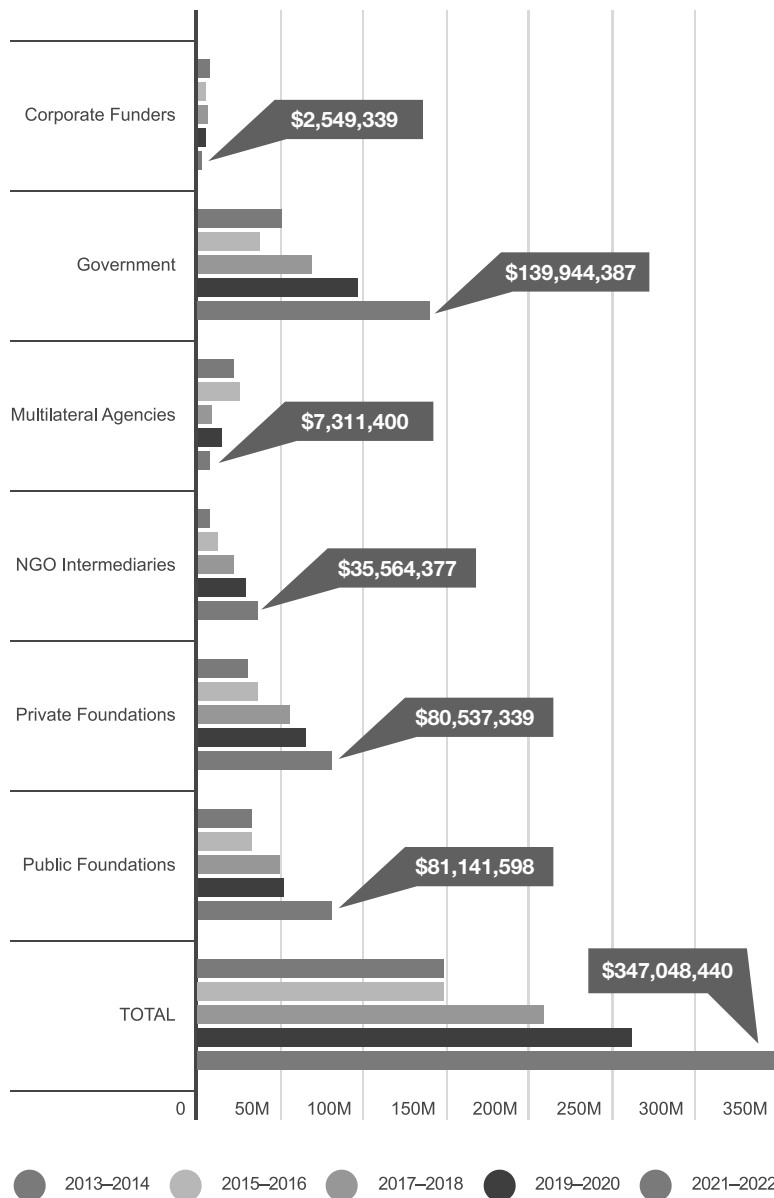
<sup>58</sup> These grantees are anonymized either by the grantees themselves or by the reporting donors out of concern for safety and security due to operating within hostile environments. As a result, this report cannot distinguish the number of grantees receiving these grants, and they are all included within the name “Anonymous” in the dataset. For this reason, the number of grantees is surely greater for each year than the numbers documented in this report.



## Sources of LGBTI Funding for the Global South and East

During 2021–2022, private and public foundations awarded a combined 46 percent of the funding focused on the Global South and East, a slight increase from 45 percent in the previous report. Government and multilateral agencies awarded 42 percent, maintaining the previous level. NGO Intermediaries awarded 10 percent, down slightly from 11 percent in the previous report. Corporate funding accounted for 1 percent, declining from 2 percent in the previous report.

**CHART 17.4: GLOBAL SOUTH AND EAST LGBTI FUNDING**  
DONOR TYPE<sup>59</sup> (2013–2022)



<sup>59</sup> In contrast to other calculations in this report, all lists of charts showing LGBTI Funding by Donor Type include funds awarded for the purpose of regranting to document the full amount of LGBTI funding flowing from (or through) each donor type.

## BEHIND THE NUMBERS

---

# GLOBAL PHILANTHROPY PROJECT

Global Philanthropy Project (GPP) is a collaboration of funders and philanthropic advisors working to expand global philanthropic support to advance the human rights of LGBTI people in the Global South and East. GPP is internationally recognized as the primary thought leader and go-to partner for donor coordination around global LGBTI work.

GPP is a key source of strategic research and analysis for global LGBTI funders, including the production of the biennial *Global Resources Report*, and plays a central role in convening philanthropists and human rights activists for opportunities to increase knowledge, skills, and capacities toward expanding global LGBTI funding. These convening spaces include donor pre-conferences during regional LGBTI convenings, funder webinars, and report release events.

GPP's longtime initiatives include a focus on increasing and informing funding by donor governments and multilateral agencies, funding focused on trans and intersex communities and issues, and funding responding to anti-gender movements. **Learn more at [globalphilanthropyproject.org](https://globalphilanthropyproject.org).**

## Each of GPP's 23 members shared their LGBTI grant data for inclusion in this report.

When analyzing all global funding (excluding grants focused on the United States), GPP members collectively awarded nearly \$148 million and accounted for 31 percent of all LGBTI grants in 2021–2022 and 49 percent of nongovernmental LGBTI funding.

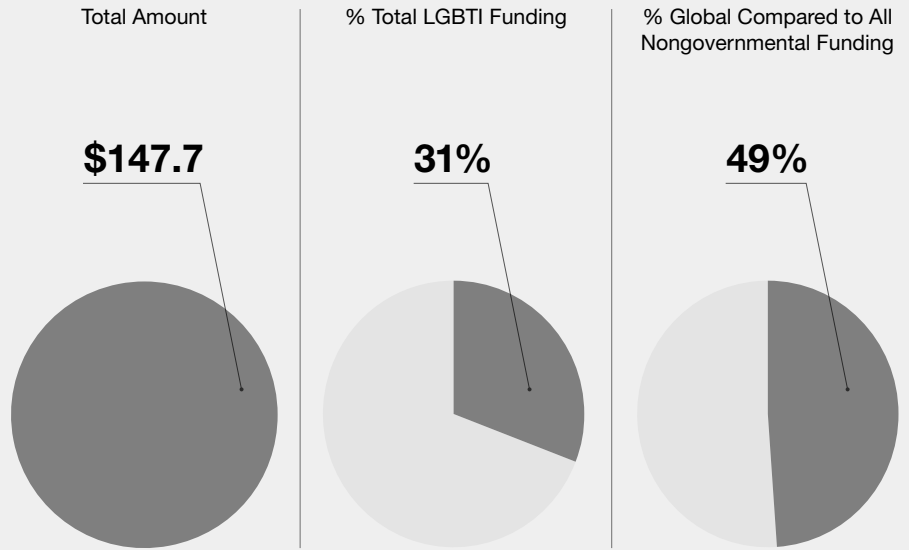
Analyzing funding focused on the Global South and East, GPP members collectively awarded nearly \$110 million and accounted for 32 percent of all LGBTI funding to this global focus area or 55 percent of nongovernmental LGBTI funding.

These findings include funds awarded for the purpose of regranting to document the full amount of funding awarded by GPP members as a type of donor. Eleven percent of GPP member global funding (excluding funds focused on the U.S.) was awarded for regranting, and 9 percent of grants focused on the Global South and East.

**CHART 18.1: GLOBAL LGBTI FUNDING**



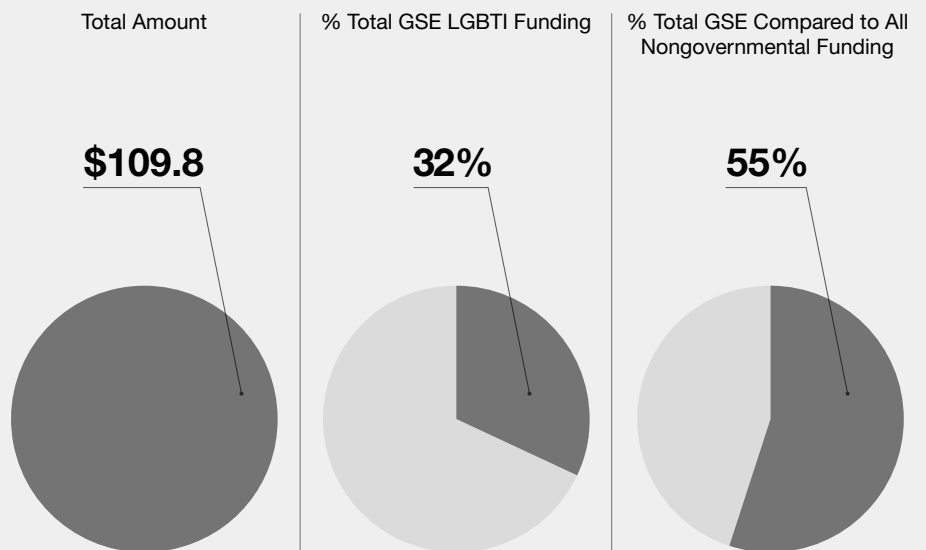
GPP MEMBERS (2021-2022) IN \$ MILLIONS



**CHART 18.2: GLOBAL SOUTH AND EAST (GSE) LGBTI FUNDING**



GPP MEMBERS (2021-2022) IN \$ MILLIONS



In 2021–2022, GPP members accounted for the majority of nongovernmental funding awarded to Latin America and the Caribbean (69 percent), Sub-Saharan Africa (59 percent), and multiregional funding in the Global South and East (84 percent).

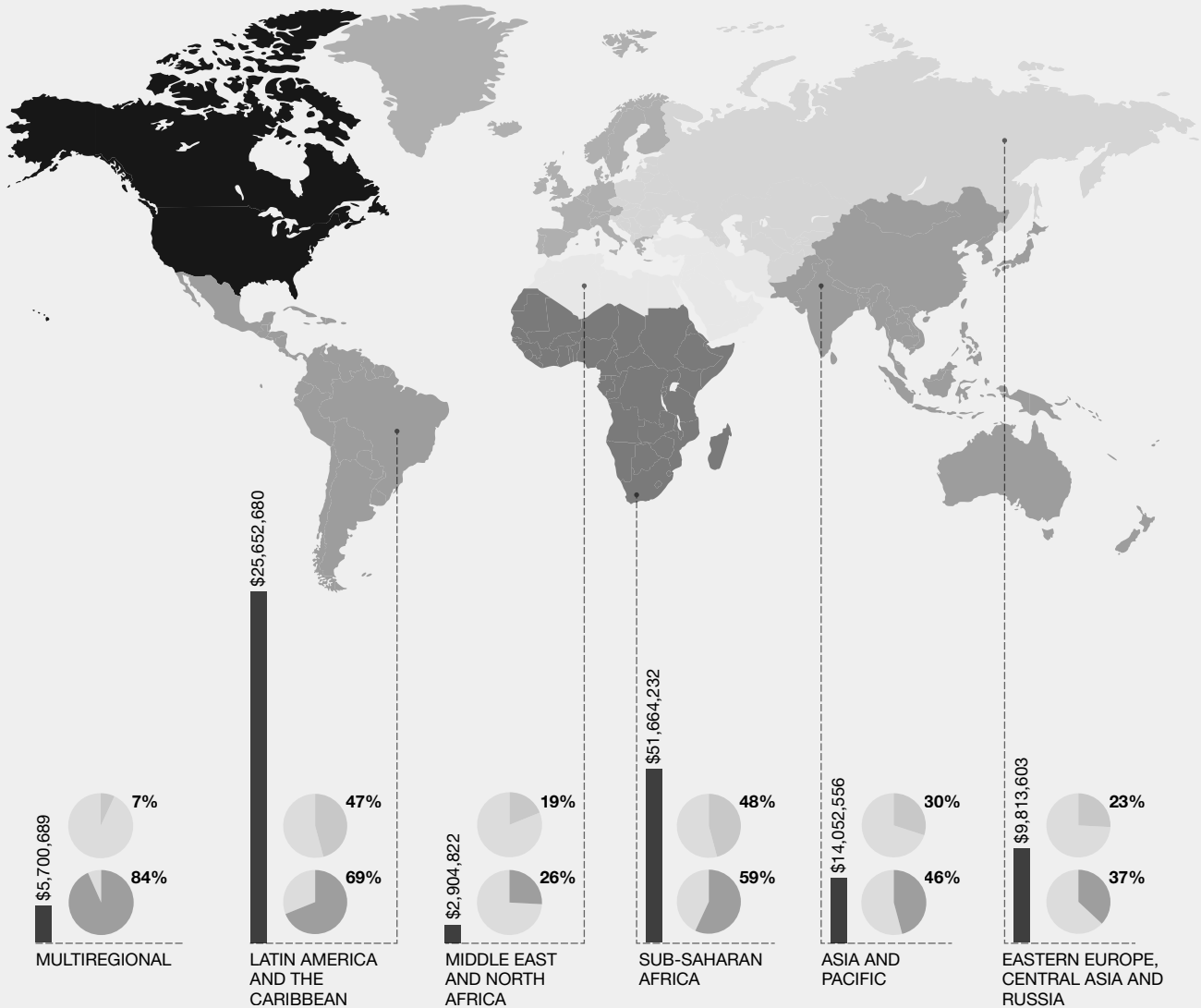
## GPP Member Regional Funding Focus

**CHART 18.3: GLOBAL SOUTH AND EAST LGBTI FUNDING**



GPP MEMBERS, REGIONAL FOCUS (2021–2022)

Total Amount
  % Total Regional LGBTI Funding
  % Compared to All Regional Nongovernmental Funding

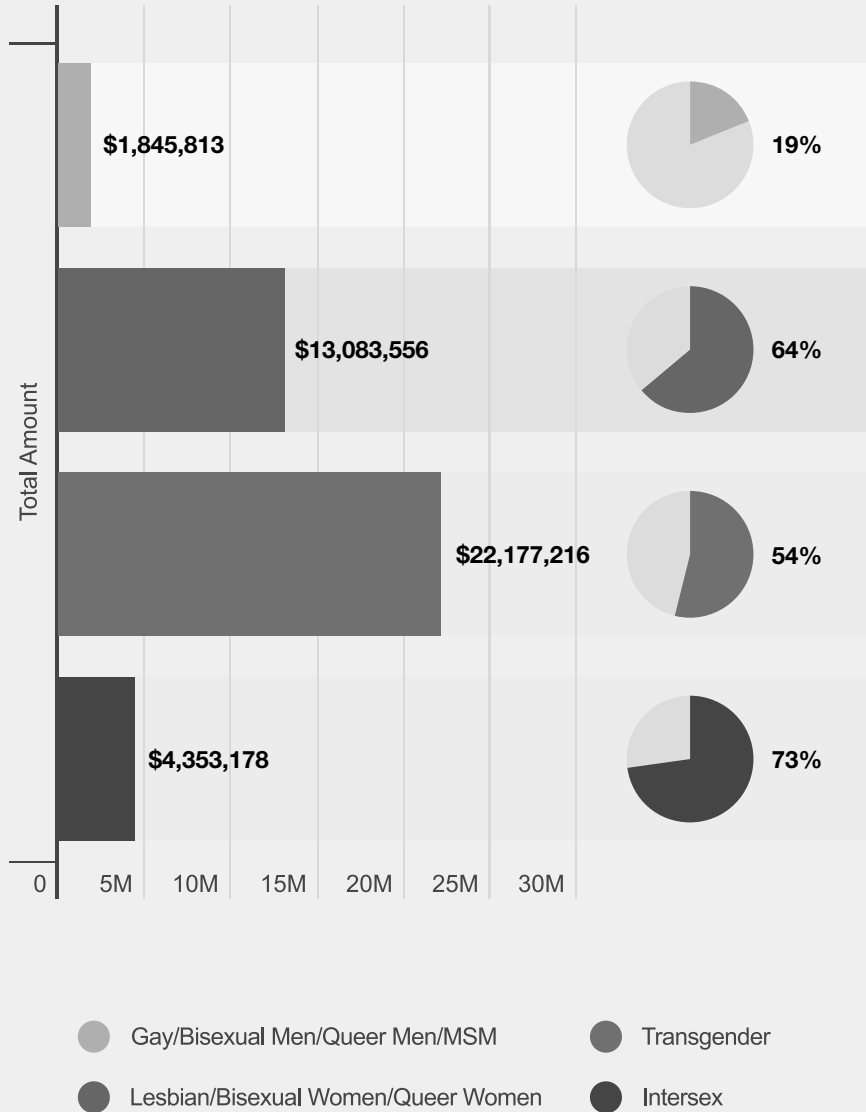


In the Global South and East, GPP member funding accounted for over half of the reported funding focused on LBQ and trans communities and nearly two-thirds of the funding focused on intersex communities.

GPP member funding made up a smaller percentage of funding focused on gay and bisexual men, queer men, and MSM communities (19 percent). This is largely due to the majority of GBQ/MSM-focused funding being oriented to HIV response (60 percent), which is not the primary funding focus of current GPP members.

**CHART 18.4: GLOBAL SOUTH AND EAST LGBTI FUNDING**

GPP MEMBERS, POPULATION FOCUS (2021–2022)



**GPP MEMBER INSTITUTIONS:** American Jewish World Service, Arcus Foundation, Astraea Lesbian Foundation for Justice, Baring Foundation, Dreilinden gGmbH, Ford Foundation, Foundation for a Just Society, Fund for Global Human Rights, Global Fund for Women, Hivos, Horizons Foundation, International Trans Fund, ISDAO - Initiative Sankofa d'Afrique de l'Ouest, Luminare, Mama Cash, Nebula Fund, Oak Foundation, Open Society Foundations, The Other Foundation, Sigrid Rausing Trust, UHAI East African Sexual Health and Rights Initiative (UHAI EASHRI), Urgent Action Fund for Feminist Activism, and Wellspring Philanthropic Fund.

**SNAPSHOT**

# LGBTI Funding for Asia and the Pacific



ASIA AND THE PACIFIC (2021-2022)

NUMBER OF GRANTS

**1,019**

AVERAGE GRANT

**\$43,838**

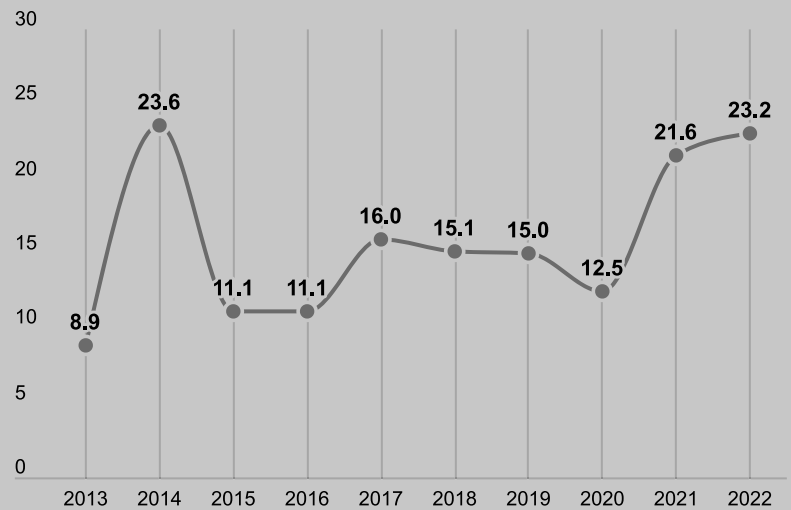
MEDIAN GRANT

**\$10,000**

TOTAL FUNDING

**\$44.8 M**

**CHART 19.1: ASIA AND THE PACIFIC LGBTI FUNDING**  
YEAR (2013-2022)



— AMOUNT IN \$ MILLIONS

During 2021-2022, 77 grantmakers awarded \$44,759,062 focused on LGBTI issues in Asia and the Pacific. Compared to the last reporting period, the region increased in total grant amount (by 63 percent), number of grants (13 percent), and number of donors (two additional donors).

Note that some donors chose not to reveal the geographic focus of the world region, instead only identifying the grant as within the Global South and East or deciding not to disclose the geographical location at all. These locations were redacted out of concern for the safety and security of grantees and regionally based grantmaking staff because of hostile environments.

**LGBTI Funding for Asia and the Pacific, by Sub-Region**

In 2021–2022, when funds were focused on a specific sub-region, the largest amount of funding was focused on Southeast Asia, accounting for around \$16.3 million, or 36 percent of funding to the region, an increase from 30 percent in the previous report.

South Asia received the second largest funding at \$10.5 million, or 23 percent, a decrease from 29 percent in the previous report.

Funding focused on the whole region increased from 17 percent in 2019–2020 to 22 percent in 2021–2022. This is partly due to an increasing number of donors choosing to report grants at the regional level without disclosing sub-region or country-level focus due to concerns for grantee security.

**CHART 19.2: ASIA AND THE PACIFIC LGBTI FUNDING**



SUB-REGION FOCUS (2013–2022) IN \$ MILLIONS

Sub-Region	2013–2014	2015–2016	2017–2018	2019–2020	2021–2022
EAST ASIA	\$5.3	\$3.7	\$5.4	\$3.6	\$4.6
OCEANIA	\$0.09	\$0.7	\$2.7	\$3.0	\$3.5
SOUTH ASIA	\$4.0	\$5.5	\$8.0	\$7.8	\$10.5
SOUTHEAST ASIA	\$17.1	\$7.0	\$11.7	\$8.2	\$16.3
WHOLE REGION FOCUS	\$6.0	\$5.3	\$3.3	\$4.8	\$9.9
<b>Total</b>	<b>\$32.5</b>	<b>\$22.2</b>	<b>\$31.1</b>	<b>\$27.4</b>	<b>\$44.8</b>

**Diving Deeper: Oceania Focus**

Across 10 years, most of the funding focused on the sub-region of Oceania was awarded to work happening in Australia and New Zealand with a combined high of 91 percent in 2015–2016, then decreasing slightly over time to a combined 64 percent in 2021–2022.

**CHART 19.3: ASIA AND THE PACIFIC LGBTI FUNDING**



SUB-REGION FOCUS, OCEANIA (2013–2022)

Years	Australia	New Zealand	Other Oceania
2013–2014	68%	0%	32%
2015–2016	74%	17%	9%
2017–2018	60%	15%	25%
2019–2020	19%	54%	27%
2021–2022	32%	32%	36%

### Top LGBTI Funders for Asia and the Pacific

When funds awarded for regranting are included, over \$47 million was awarded to grants focused on Asia and the Pacific. The top 10 funders with that geographic focus awarded over \$27 million, accounting for 58 percent of all LGBTI funding in the region.

#### CHART 19.4: ASIA AND THE PACIFIC LGBTI FUNDING



TOP 10 FUNDERS (2021–2022)<sup>60</sup>

	FUNDER NAME	TOTAL FUNDS FOR THE REGION
1	Government of Canada	\$5,425,825
2	Open Society Foundations	\$5,344,970
3	Government of Germany	\$2,975,654
4	Government of the Netherlands	\$2,887,191
5	APCOM	\$2,288,980
6	Hivos	\$2,084,659
7	Women's Fund Asia	\$1,716,082
8	Foundation for a Just Society	\$1,644,000
9	VOICE	\$1,635,345
10	Government of Norway	\$1,460,909

#### CHART 19.5: ASIA AND THE PACIFIC LGBTI FUNDING



TOP FIVE NGO INTERMEDIARY FUNDERS (2021–2022)

	FUNDER NAME	TOTAL FUNDS FOR THE REGION
1	APCOM	\$2,288,980
2	Norwegian Organisation for Sexual and Gender Diversity (FRI)	\$1,297,741
3	Swedish Federation for LGBTQI Rights (RFSL)	\$763,091
4	Outright International	\$752,072
5	Equitas	\$452,194

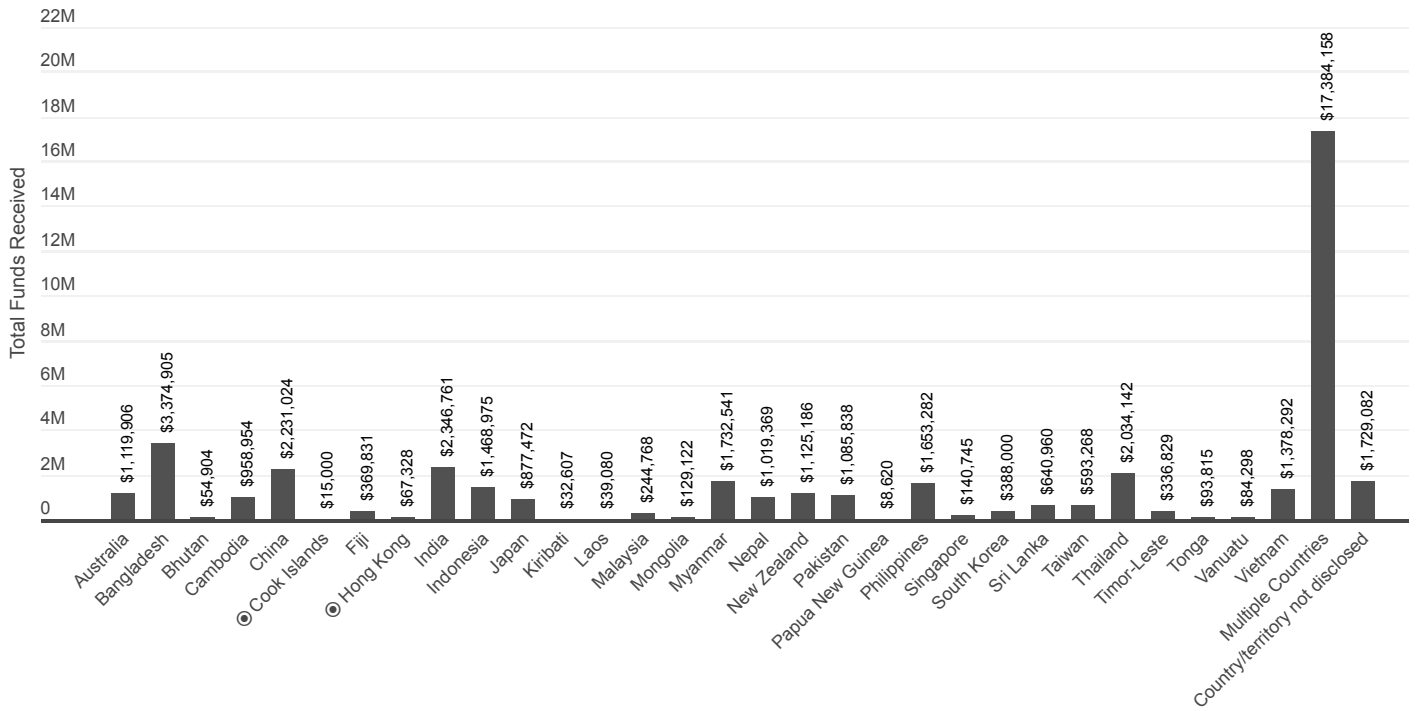
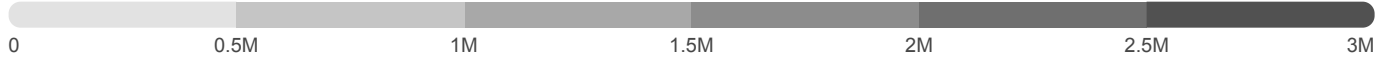
NOTE: Anonymous donors awarded nearly \$12 million to this region in 2021–2022.

<sup>60</sup> In contrast to other calculations in this report, all lists of top funders include funds awarded for the purpose of regranting to document the full amount of LGBTI funding flowing from (or through) each funder. The total regional funding for Asia and the Pacific in 2021–2022, including regranting, comes to \$47,437,573.



CHART 19.6: ASIA AND THE PACIFIC LGBTI FUNDING

COUNTRY AND TERRITORY FOCUS (2021-2022)<sup>61</sup>



<sup>61</sup> Those marked with ● indicate territories of other countries.

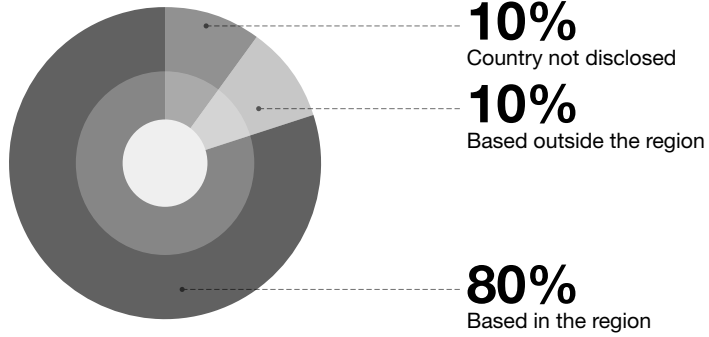
**LGBTI Funding for Asia and the Pacific, by Recipient Location**

The majority of funding for LGBTI issues in this region went to grantees based in the area. However, 10 percent was awarded to organizations based in Germany, Kenya, Norway, Sweden, the Netherlands, the United Kingdom, and the United States. Ten percent of funding to the region did not disclose a specific grantee country/territory.

Only 14 percent of funding to Asia and the Pacific came from donors based (or headquartered) in the region. Forty-six percent of the funding was awarded by donors based in Northern America, and 40 percent came from donors based in Western Europe.

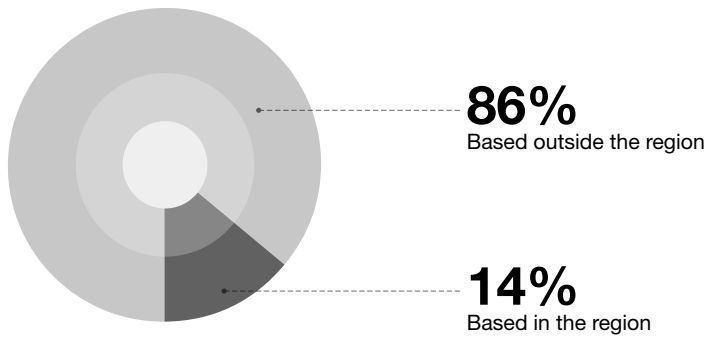
**CHART 19.7: ASIA AND THE PACIFIC LGBTI FUNDING**

GRANTEE LOCATION (2021–2022)



**CHART 19.8: ASIA AND THE PACIFIC LGBTI FUNDING**

DONOR LOCATION (2021–2022)



**Issues Addressed by LGBTI Funding for Asia and the Pacific**

In general, the 2021–2022 issue/sub-issue focus of LGBTI funding for Asia and the Pacific region aligned with overall trends compared to other regions, except for a slightly lower percentage for Confronting Discrimination & Violence and a higher percentage for Human Rights.

**CHART 19.9: ASIA AND THE PACIFIC LGBTI FUNDING | ISSUE ADDRESSED (2019–2022)**



Issues and Sub-Issues	2019–2020		2021–2022	
<b>Confronting Discrimination &amp; Violence</b>	<b>\$2,285,529</b>	<b>8%</b>	<b>\$999,405</b>	<b>2%</b>
Anti-Violence	\$381,720	1%	\$735,418	2%
Confronting Homophobia, Biphobia, Transphobia, and Interphobia	\$1,903,809	7%	\$263,986	1%
<b>Economic Inclusion</b>	<b>\$470,552</b>	<b>2%</b>	<b>\$3,339,790</b>	<b>8%</b>
Housing and Homelessness	\$93,580	<1%	\$77,693	<1%
Labor/Employment	\$376,972	1%	\$3,262,097	7%
<b>Education/Safe Schools</b>	<b>\$440,049</b>	<b>2%</b>	<b>\$309,459</b>	<b>1%</b>
Education	\$440,049	2%	\$1,396	<1%
Safe Schools	-	-	\$308,063	1%
<b>Health and Wellbeing</b>	<b>\$4,178,269</b>	<b>15%</b>	<b>\$3,537,798</b>	<b>8%</b>
General Health Services and Health Promotion	\$40,649	<1%	\$160,997	<1%
HIV/AIDS	\$3,315,708	12%	\$2,011,819	5%
Mental Health, Substance Abuse, and Suicide Prevention	\$809,025	3%	\$1,363,560	3%
Primary Care	\$12,888	<1%	\$1,421	<1%
<b>Human Rights</b>	<b>\$15,206,490</b>	<b>55%</b>	<b>\$28,007,711</b>	<b>63%</b>
Advancing LGBTQI Protections	\$114,358	<1%	\$888,001	2%
Challenging Anti-LGBTQI Discrimination	\$4,000	<1%	\$149,670	<1%
Decriminalization	\$321,609	1%	\$311,586	1%
Gender Identity Rights	\$1,710,925	6%	\$4,092,341	9%
Human Rights (General/Other)	\$10,527,180	38%	\$16,802,956	38%
Intersex Rights	\$784,209	3%	\$1,153,115	3%
Marriage/Civil Unions	\$797,882	3%	\$930,580	2%
Migration and Refugee Issues	\$28,939	<1%	\$48,295	<1%
Sex Worker Rights	\$69,393	<1%	\$66,843	<1%
Sexual and Reproductive Health and Rights	\$847,995	3%	\$3,564,326	8%
<b>Humanitarian Response</b>	<b>\$672,048</b>	<b>2%</b>	<b>\$1,537,148</b>	<b>3%</b>
Humanitarian Response	\$672,048	2%	\$1,537,148	3%
<b>Other Issues</b>	<b>\$12,759</b>	<b>&lt;1%</b>	<b>\$201,785</b>	<b>&lt;1%</b>
Philanthropy	\$12,759	<1%	\$201,785	<1%
<b>Strengthening Community, Families, and Visibility</b>	<b>\$4,168,865</b>	<b>15%</b>	<b>\$6,825,967</b>	<b>15%</b>
Community Building/Empowerment	\$3,633,429	13%	\$5,853,580	13%
Families	\$27,448	<1%	\$75,406	<1%
Religion	\$87,242	<1%	\$54,619	<1%
Sports	\$19,571	<1%	\$20,894	<1%
Visibility	\$401,175	1%	\$821,468	2%
<b>Total</b>	<b>\$27,434,560</b>	<b>100%</b>	<b>\$44,759,062</b>	<b>100%</b>

## CHART 19.10: ASIA AND THE PACIFIC LGBTI FUNDING



STRATEGY ADDRESSED (2019–2022)

Strategy	2019–2020		2021–2022	
	Amount	Percentage	Amount	Percentage
Advocacy	\$18,914,656	69%	\$28,811,232	64%
Capacity Building and Training	\$1,681,817	6%	\$5,992,863	13%
Culture and Media	\$458,248	2%	\$870,891	2%
Direct Service	\$5,230,835	19%	\$7,528,429	17%
Multi/Other	\$604,063	<1%	-	-
Philanthropy and Fundraising	\$152,752	1%	\$756,210	2%
Research	\$392,189	1%	\$799,437	2%
<b>Total</b>	<b>\$27,434,560</b>	<b>100%</b>	<b>\$44,759,062</b>	<b>100%</b>

## SNAPSHOT

# LGBTI Funding for Eastern Europe, Central Asia, and Russia



NUMBER OF GRANTS

## 1,311

AVERAGE GRANT

## \$34,234

MEDIAN GRANT

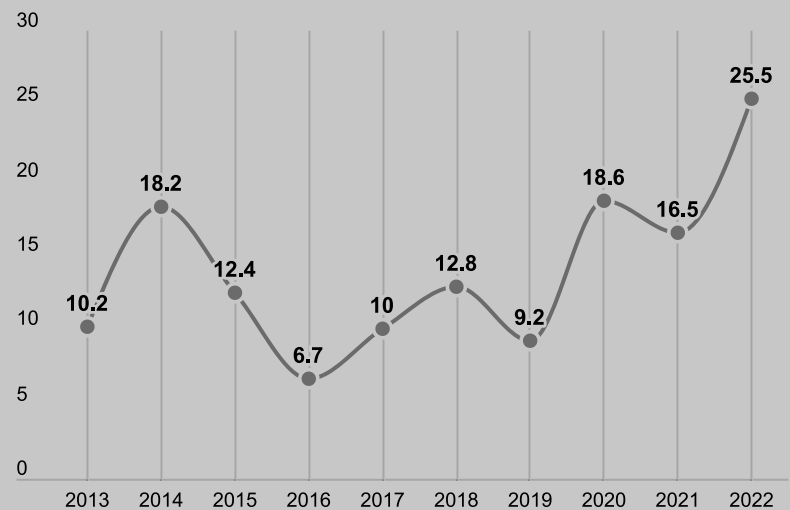
## \$11,901

TOTAL FUNDING

## \$42 M

During 2021–2022, 78 grantmakers awarded \$42,005,654 focused on LGBTI issues in Eastern Europe, Central Asia, and Russia. Compared to the last reporting period, the region increased in total grant amount (by 51 percent), number of grants (65 percent), and number of donors (four additional donors).

CHART 20.1: EASTERN EUROPE, CENTRAL ASIA, AND RUSSIA LGBTI FUNDING YEAR (2013–2022)



— AMOUNT IN \$ MILLIONS

Note that some donors chose not to reveal the world region geographic focus, instead only identifying the grant as within the Global South and East or deciding not to disclose the geographical location at all. These locations were redacted out of concern for the safety and security of grantees and regionally based grantmaking staff because of hostile environments.

### LGBTI Funding for Eastern Europe, Central Asia, and Russia

The sub-region of Eastern Europe has consistently received the largest amount of funding for LGBTI issues in the region, accounting for 66 percent of all funding to Eastern Europe, Central Asia, and Russia in 2021–2022, an increase from 59 percent in the previous reporting period.

Central Asia accounted for 7 percent of the total, a decrease in both amount and percentage (from 14 percent in the previous report). Funding for Russia made up 4 percent of the total, also down from 14 percent in the previous report.

Funding focused on the whole region increased from 12 percent in 2019–2020 to 23 percent in 2021–2022. This is due in part to an increasing number of donors choosing to report grants at the regional level without disclosing sub-region or country/territory-level focus due to concerns for grantee security.

**CHART 20.2: EASTERN EUROPE, CENTRAL ASIA, AND RUSSIA LGBTI FUNDING**  
SUB-REGION FOCUS (2013–2022) IN \$ MILLIONS



Sub-Region	2013–2014	2015–2016	2017–2018	2019–2020	2021–2022
Central Asia	\$1.2	\$0.4	\$1.2	\$4.0	\$2.8
Eastern Europe	\$16.6	\$13.7	\$16.2	\$16.5	\$27.9
Russia	\$7.9	\$1.6	\$3.4	\$3.9	\$1.7
Whole Region Focus	\$2.6	\$3.4	\$2.5	\$3.4	\$9.6
<b>Total</b>	<b>\$28.3</b>	<b>\$19.1</b>	<b>\$23.3</b>	<b>\$27.8</b>	<b>\$42.0</b>

**Top Funders of LGBTI Funding for Eastern Europe, Central Asia, and Russia**

When funds awarded for regranting are included, over \$43 million was awarded to grants focused on Eastern Europe, Central Asia, and Russia. The top 10 funders with that geographic focus awarded over \$26 million, accounting for 61 percent of all LGBTI funding in the region.

**CHART 20.3: EASTERN EUROPE, CENTRAL ASIA, AND RUSSIA LGBTI FUNDING | TOP 10 FUNDERS (2021–2022)**<sup>62</sup>



	FUNDER NAME	TOTAL FUNDS FOR THE REGION
1	Government of Sweden	\$7,144,074
2	EEA and Norway Grants (Iceland, Liechtenstein, and Norway)	\$4,026,668
3	Sigrid Rausing Trust	\$2,445,103
4	Government of Germany	\$2,416,597
5	Outright International	\$2,414,995
6	Government of the Netherlands	\$2,280,105
7	Open Society Foundations	\$1,839,771
8	Astraea Lesbian Foundation for Justice	\$1,319,800
9	Tides Foundation	\$1,296,345
10	International Lesbian, Gay, Bisexual, Trans, and Intersex Association (ILGA) - Europe	\$1,183,108

**CHART 20.4: EASTERN EUROPE, CENTRAL ASIA, AND RUSSIA LGBTI FUNDING**



TOP FIVE NGO INTERMEDIARY FUNDERS (2021–2022)

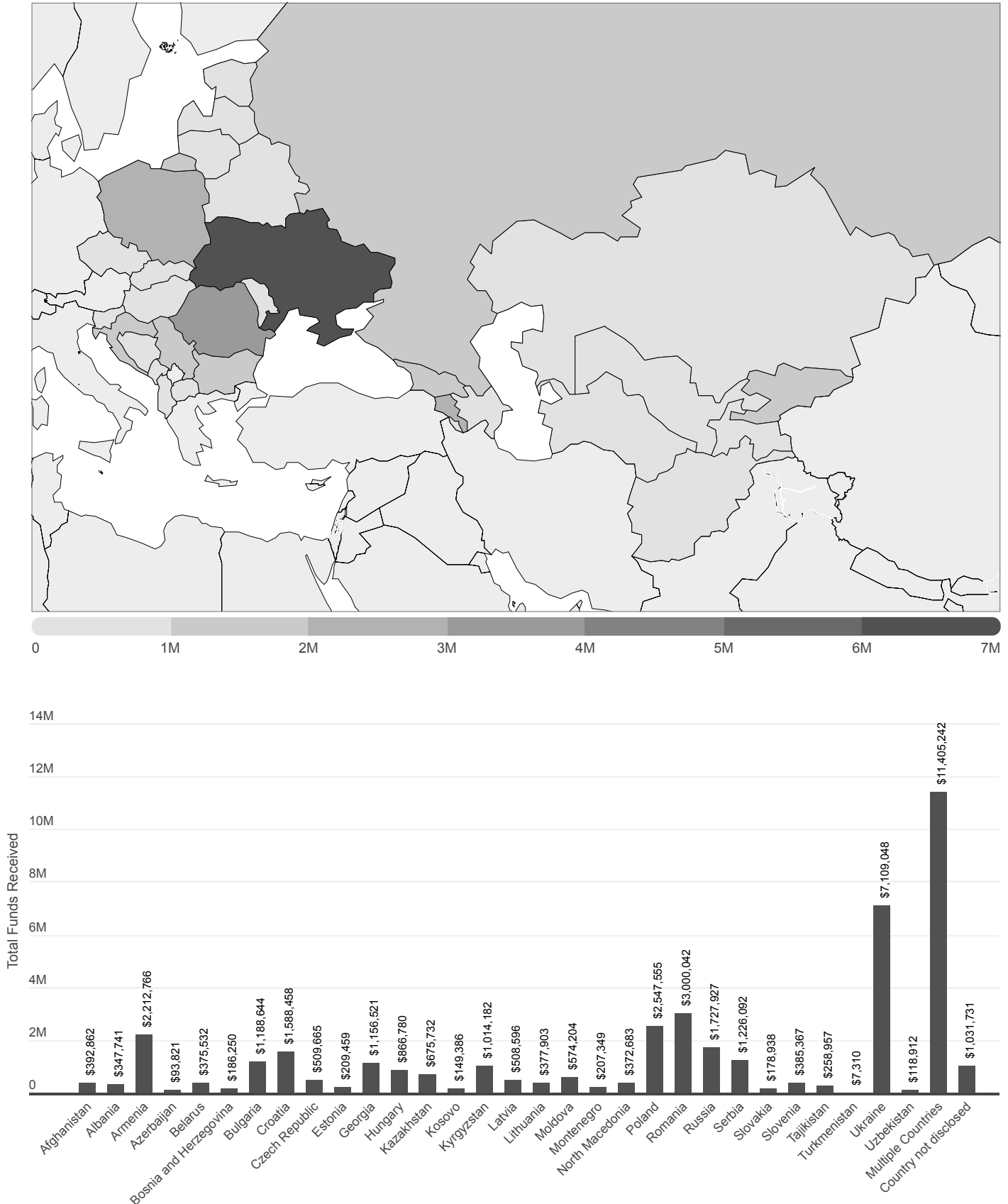
	FUNDER NAME	TOTAL FUNDS FOR THE REGION
1	Outright International	\$2,414,995
2	International Lesbian, Gay, Bisexual, Trans, and Intersex Association (ILGA) - Europe	\$1,183,108
3	Freedom House (Dignity for All: LGBTQI+ Assistance Program)	\$1,039,628
4	Swedish Federation for LGBTQI Rights (RFSL)	\$1,019,349
5	All Out Action Fund	\$491,432

NOTE: Anonymous donors awarded less than \$1 million to this region in 2021–2022.

<sup>62</sup> In contrast to other calculations in this report, all lists of top funders include funds awarded for the purpose of regranting to document the full amount of LGBTI funding flowing from (or through) each funder. The total regional funding for Eastern Europe, Russia, and Central Asia in 2021–2022, including regranting, comes to \$43,406,767.

CHART 20.5: EASTERN EUROPE, CENTRAL ASIA, AND RUSSIA LGBTI FUNDING  
COUNTRY FOCUS (2021-2022)

R



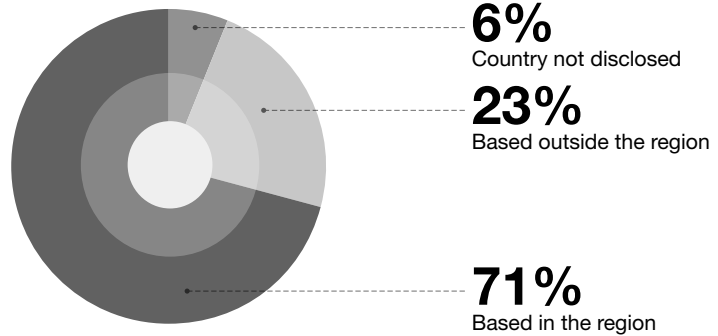


**LGBTI Funding for Eastern Europe, Central Asia, and Russia, by Recipient Location**

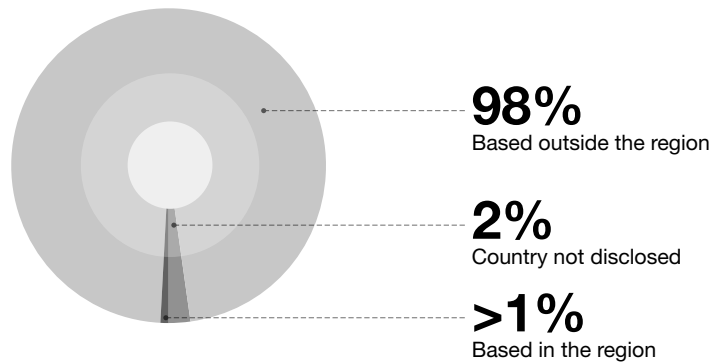
The majority of funding for LGBTI issues in this region (71 percent) went to grantees based in the area. However, 23 percent was awarded to organizations based in Belgium, Canada, Germany, Sweden, Thailand, the United Kingdom, and the United States. Six percent of funding to the region did not disclose a specific grantee country.

Less than 1 percent of funding to Eastern Europe, Central Asia, and Russia came from donors based (or headquartered) in the region. Thirty-seven percent of the funding was awarded by donors based in Northern America, 61 percent came from donors based in Western Europe, and 2 percent by donors with an unknown location.

**CHART 20.6 EASTERN EUROPE, CENTRAL ASIA, AND RUSSIA LGBTI FUNDING**  
GRANTEE LOCATION (2021–2022)



**CHART 20.7: EASTERN EUROPE, CENTRAL ASIA, AND RUSSIA LGBTI FUNDING**  
DONOR LOCATION (2021–2022)



**Issues Addressed by LGBTI Funding for Eastern Europe, Central Asia, and Russia**

In general, the 2021–2022 issue/sub-issue focus of LGBTI funding for the Eastern Europe, Central Asia, and Russia region aligned with overall trends compared to other regions, except for a lower percentage focused on Economic Inclusion and Strengthening Community, Families, and Visibility, and a higher percentage for Humanitarian Response. In this region, the rise in Humanitarian Assistance funding is largely focused on Ukraine or Ukrainian refugees in neighboring countries.

CHART 20.8: EASTERN EUROPE, CENTRAL ASIA, AND RUSSIA LGBTI FUNDING | ISSUE ADDRESSED (2019–2022)

R —

Issues and Sub-Issues	2019–2020		2021–2022	
<b>Confronting Discrimination &amp; Violence</b>	<b>\$1,340,882</b>	<b>5%</b>	<b>\$3,870,237</b>	<b>9%</b>
Anti-Violence	\$582,288	2%	\$2,434,715	6%
Confronting Homophobia, Biphobia, Transphobia, and Interphobia	\$758,595	3%	\$1,445,522	3%
<b>Economic Inclusion</b>	<b>\$290,003</b>	<b>1%</b>	<b>\$1,048,583</b>	<b>2%</b>
Housing and Homelessness	\$83,061	<1%	\$65,337	<1%
Labor/Employment	\$206,942	1%	\$983,246	2%
<b>Education/Safe Schools</b>	<b>\$1,570,067</b>	<b>6%</b>	<b>\$542,957</b>	<b>1%</b>
Education	\$18,143	<1%	\$147,490	<1%
Safe Schools	\$1,551,924	6%	\$395,467	1%
<b>Health and Wellbeing</b>	<b>\$7,295,487</b>	<b>26%</b>	<b>\$2,479,682</b>	<b>6%</b>
General Health Services and Health Promotion	\$11,994	<1%	\$103,390	<1%
HIV/AIDS	\$6,539,455	24%	\$1,598,170	4%
Mental Health, Substance Abuse, and Suicide Prevention	\$744,038	3%	\$778,123	2%
<b>Human Rights</b>	<b>\$10,800,441</b>	<b>39%</b>	<b>\$23,784,591</b>	<b>57%</b>
Advancing LGBTIQ Protections	\$47,469	<1%	\$233,391	1%
Challenging Anti-LGBTIQ Discrimination	\$694,820	2%	\$737,024	2%
Decriminalization	-	-	\$19,852	<1%
Gender Identity Rights	\$1,383,073	5%	\$1,303,634	3%
Human Rights (General/Other)	\$7,252,347	26%	\$19,998,964	48%
Intersex Rights	\$287,334	1%	\$290,873	1%
Marriage/Civil Unions	\$527,451	2%	\$653,022	2%
Migration and Refugee Issues	\$46,829	<1%	\$264,364	1%
Sex Worker Rights	-	-	\$12,000	<1%
Sexual and Reproductive Health and Rights	\$561,119	2%	\$271,466	1%
<b>Humanitarian Response</b>	<b>\$277,803</b>	<b>1%</b>	<b>\$6,148,932</b>	<b>15%</b>
Humanitarian Response	\$277,803	1%	\$6,148,932	15%
<b>Other Issues</b>	<b>\$1,705</b>	<b>&lt;1%</b>	<b>-</b>	<b>-</b>
Philanthropy	\$1,705	<1%	-	-
<b>Strengthening Community, Families, and Visibility</b>	<b>\$6,246,179</b>	<b>22%</b>	<b>\$4,130,673</b>	<b>10%</b>
Community Building/Empowerment	\$5,385,231	19%	\$3,115,673	7%
Families	\$123,706	<1%	\$116,025	0%
Religion	\$54,237	<1%	-	-
Sports	\$8,639	<1%	-	-
Visibility	\$674,366	2%	\$898,976	2%
<b>Total</b>	<b>\$27,822,567</b>	<b>100%</b>	<b>\$42,005,654</b>	<b>100%</b>

**Strategies Addressed by LGBTI Funding for Eastern Europe, Russia, and Central Asia**

In general, the 2021–2022 strategy/sub-strategy focus of LGBTI funding for the Eastern Europe, Central Asia, and Russia region aligned with overall trends compared to other regions, except for a higher-than-average percentage of funding for Advocacy and Direct Service and lower for Capacity Building and Training.

**CHART 20.9: EASTERN EUROPE, CENTRAL ASIA, AND RUSSIA LGBTI FUNDING STRATEGY ADDRESSED (2019–2022)**



Strategy	2019–2020		2021–2022	
Advocacy	\$17,536,397	63%	\$25,861,677	62%
Capacity Building and Training	\$1,856,136	7%	\$1,977,988	5%
Culture and Media	\$1,032,043	4%	\$1,142,390	3%
Direct Service	\$7,247,322	26%	\$11,094,177	26%
Multi/Other	\$14,855	<1%	\$90,000	<1%
Philanthropy and Fundraising	\$44,624	<1%	\$582,332	1%
Research	\$91,190	<1%	\$1,257,090	3%
<b>Total</b>	<b>\$27,822,567</b>	<b>100%</b>	<b>\$42,005,654</b>	<b>100%</b>

SNAPSHOT

# LGBTI Funding for Latin America and the Caribbean



NUMBER OF GRANTS

**1,219**

AVERAGE GRANT

**\$41,125**

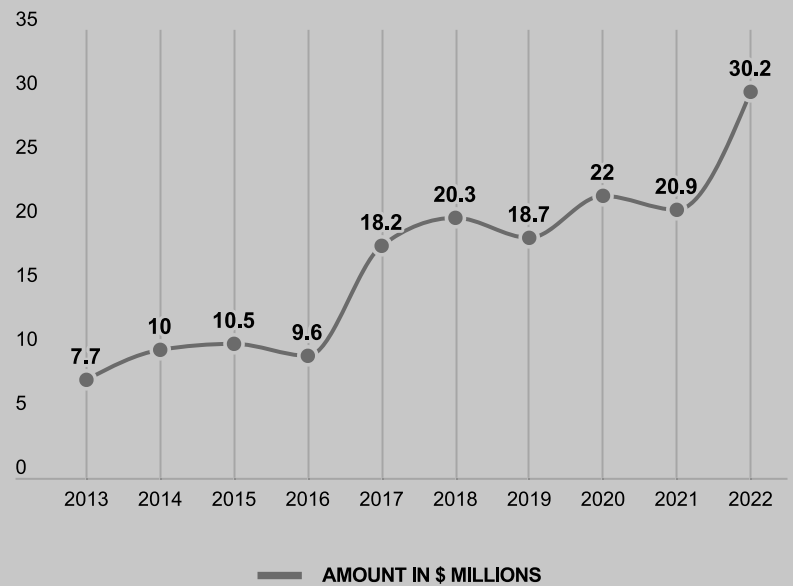
MEDIAN GRANT

**\$9,192**

TOTAL FUNDING

**\$51.1 M**

CHART 21.1: LATIN AMERICA AND THE CARIBBEAN LGBTI FUNDING YEAR (2013–2022)



During 2021–2022, 72 grantmakers awarded \$51,117,886 focused on LGBTI issues in Latin America and the Caribbean. Compared to the last reporting period, the region increased in total grant amount (by 26 percent), number of grants (3 percent), and number of donors (five additional donors).

Note that some donors chose not to reveal the world region geographic focus, instead only identifying the grant as within the Global South and East or deciding not to disclose the geographical location at all. These locations were redacted out of concern for the safety and security of grantees and regionally based grantmaking staff because of hostile environments.

**LGBTI Funding for Latin America  
and the Caribbean, by Sub-Region**

In 2021–2022, the sub-regions of Central America and Mexico and South America each received 30 percent of the total regional funding, with an increase in funds but a decline in percentage from the previous reporting period, when both regions ranked at 39 percent. The sub-region of the Caribbean received 19 percent of the total, an increase in funds and an increase from 17 percent in the previous report.

Funding focused on the whole region increased from 6 percent in 2019–2020 to 21 percent in 2021–2022. This is partly due to an increasing number of donors choosing to report grants at the regional level without disclosing sub-region or country/territory-level focus due to concerns for grantee security.

**CHART 21.2: LATIN AMERICA AND THE CARIBBEAN LGBTI FUNDING**  
SUB-REGION FOCUS (2013–2022) IN \$ MILLIONS



Sub-Region	2013–2014	2015–2016	2017–2018	2019–2020	2021–2022
Caribbean	\$2.6	\$6.0	\$7.5	\$6.7	\$9.8
Central America and Mexico	\$6.4	\$3.5	\$9.0	\$15.7	\$15.4
South America	\$5.9	\$4.8	\$19.4	\$15.7	\$15.4
Whole Region Focus	\$2.8	\$5.8	\$2.6	\$2.6	\$10.5
<b>Total</b>	<b>\$17.7</b>	<b>\$20.1</b>	<b>\$38.5</b>	<b>\$40.7</b>	<b>\$51.1</b>

### Top Funders of LGBTI Funding for Latin America and the Caribbean

When funds awarded for regranting are included, nearly \$55 million was awarded to grants focused on Latin America and the Caribbean. The top 10 funders with that geographic focus awarded \$36.8 million, accounting for 54 percent of all LGBTI funding in the region.

**CHART 21.3: LATIN AMERICA AND THE CARIBBEAN LGBTI FUNDING**  
TOP 10 FUNDERS (2021–2022)<sup>63</sup>



	FUNDER NAME	TOTAL FUNDS FOR THE REGION
1	Wellspring Philanthropic Fund	\$6,927,883
2	Government of the United States <sup>64</sup>	\$6,338,136
3	Arcus Foundation	\$5,275,012
4	Hivos	\$4,391,112
5	Government of Canada	\$4,309,711
6	Black Feminist Fund	\$2,240,000
7	Astraea Lesbian Foundation for Justice	\$2,231,467
8	Government of Italy	\$2,093,148
9	Government of the Netherlands	\$1,743,723
10	Government of Germany	\$1,227,648

**CHART 21.4: LATIN AMERICA AND THE CARIBBEAN LGBTI FUNDING**  
TOP FIVE NGO INTERMEDIARY FUNDERS (2021–2022)



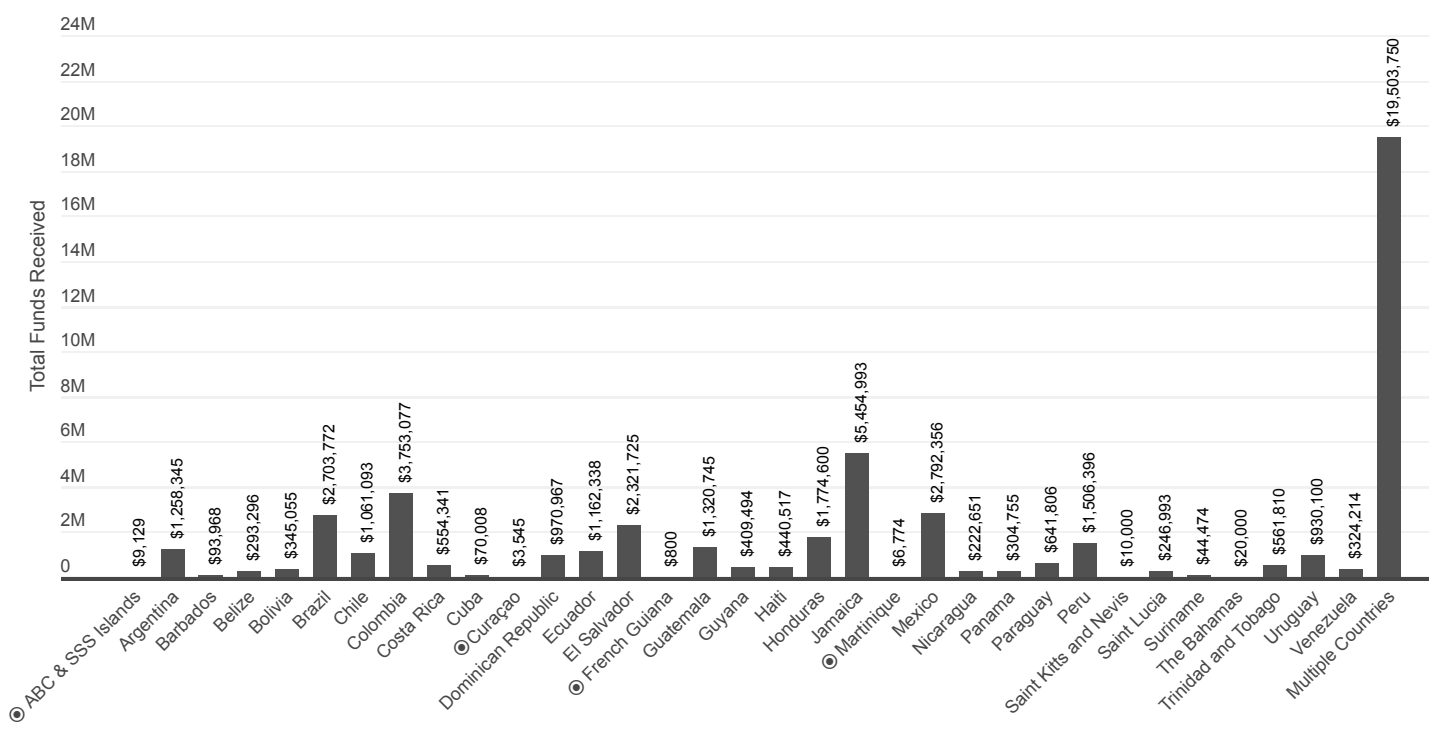
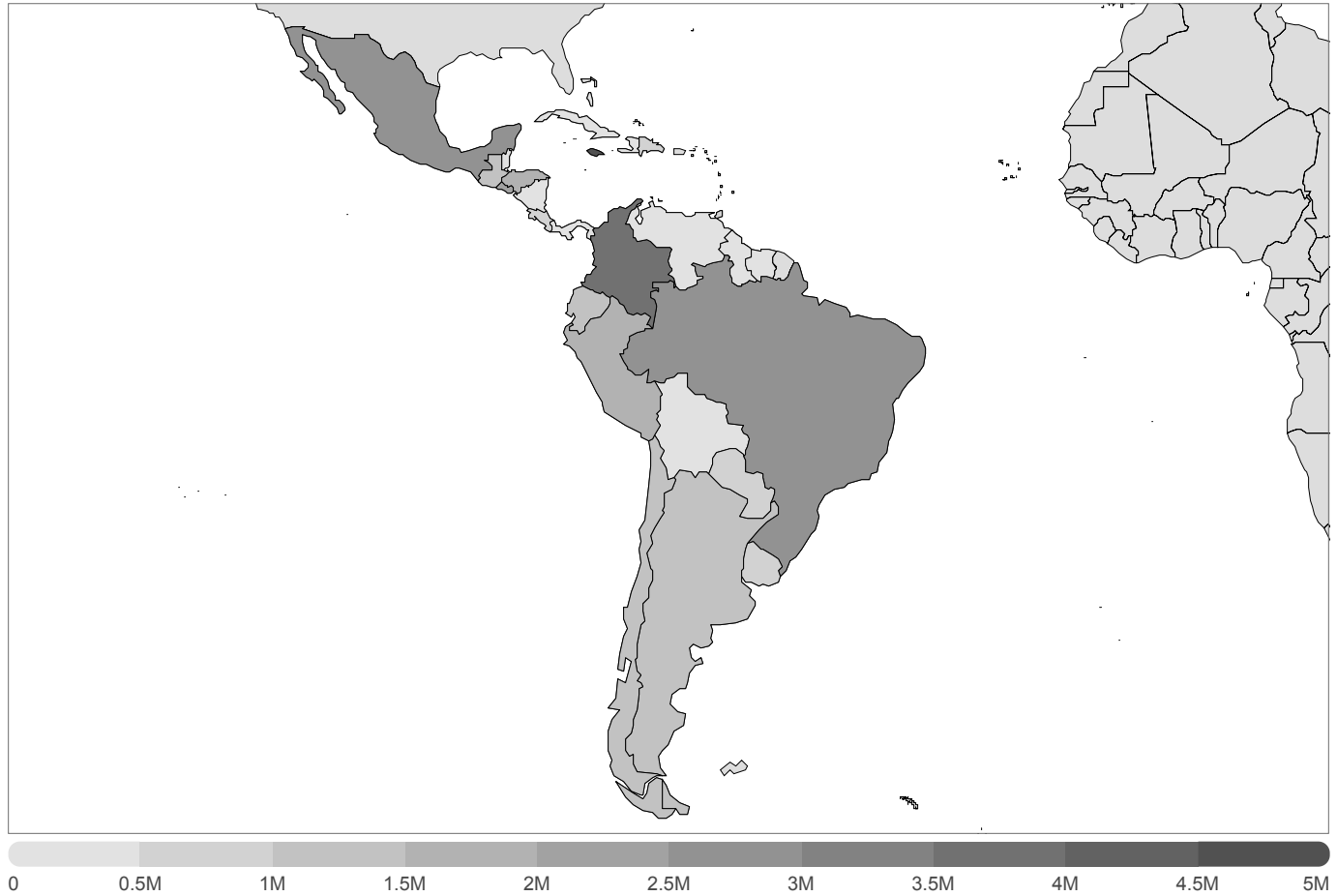
	FUNDER NAME	TOTAL FUNDS FOR THE REGION
1	Equitas	\$894,871
2	Outright International	\$862,284
3	Diakonia	\$691,033
4	Freedom House (Dignity for All: LGBTQI+ Assistance Program)	\$402,449
5	Rainbow Railroad	\$271,975

<sup>63</sup> In contrast to other calculations in this report, all lists of top funders include funds awarded for the purpose of regranting to document the full amount of LGBTI funding flowing from (or through) each funder. The total regional funding for Latin America and the Caribbean in 2021–2022, including regranting, comes to \$54,816,685.

<sup>64</sup> The figures for the Government of the United States include funding information that is publicly available on USAspending.gov as well as verified grants from two agencies. As such, not all grants awarded for LGBTI issues by the U.S. government in 2021–2022 are included in the dataset, and therefore the United States government's totals should be read as a partial snapshot of the government's financial support for the global LGBTI movement.

CHART 21.5: LATIN AMERICA AND THE CARIBBEAN LGBTI FUNDING

COUNTRY AND TERRITORY FOCUS (2021-2022)<sup>65</sup>



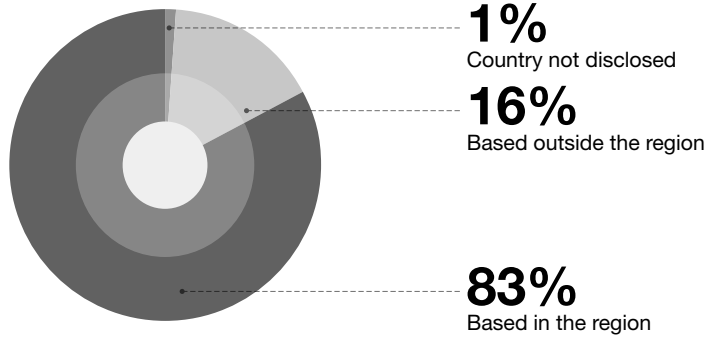
<sup>65</sup> Those marked with ● indicate territories of other countries.

**LGBTI Funding for Latin America and the Caribbean, by Recipient Location**

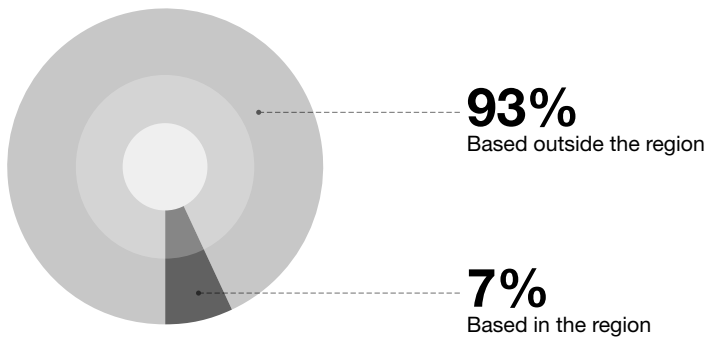
The majority of funding for LGBTI issues in this region (83 percent) went to grantees based in the area. However, 16 percent was awarded to organizations based in Canada, Germany, the Netherlands, Portugal, Sweden, Switzerland, the United Kingdom, and the United States. One percent of funding to the region did not disclose a specific grantee country/territory.

Seven percent of funding to Latin America and the Caribbean came from donors based (or headquartered) in the region. Sixty-seven percent of the funding was awarded by donors based in Northern America, 26 percent from donors based in Western Europe, and less than 1 percent by donors based in Asia and the Pacific.

**CHART 21.6: LATIN AMERICA AND THE CARIBBEAN LGBTI FUNDING**  
GRANTEE LOCATION (2021–2022)



**CHART 21.7: LATIN AMERICA AND THE CARIBBEAN LGBTI FUNDING**  
DONOR LOCATION (2021–2022)





**Issues Addressed by LGBTI Funding for Latin America and the Caribbean**

In general, the 2021–2022 issue/sub-issue focus of LGBTI funding for Latin America and the Caribbean region aligned closely with overall trends compared to other regions, except for lower funding percentages for Economic Inclusion and higher percentages for Human Rights.

**CHART 21.8: LATIN AMERICA AND THE CARIBBEAN LGBTI FUNDING | ISSUE ADDRESSED (2019–2022)**



Issues and Sub-Issues	2019–2020		2021–2022	
<b>Confronting Discrimination &amp; Violence</b>	<b>\$2,038,939</b>	<b>5%</b>	<b>\$3,989,918</b>	<b>8%</b>
Anti-Violence	\$1,209,478	3%	\$2,139,890	4%
Confronting Homophobia, Biphobia, Transphobia, and Interphobia	\$829,461	2%	\$1,850,028	4%
<b>Economic Inclusion</b>	<b>\$566,707</b>	<b>1%</b>	<b>\$1,332,974</b>	<b>3%</b>
Food Security	\$292,939	1%	\$31,335	<1%
Housing and Homelessness	\$146,103	<1%	\$256,753	<1%
Labor/Employment	\$127,665	<1%	\$1,044,886	2%
<b>Education/Safe Schools</b>	<b>\$245,791</b>	<b>1%</b>	<b>\$74,631</b>	<b>&lt;1%</b>
Education	\$245,791	1%	\$39,878	<1%
Safe Schools	-	-	\$34,753	<1%
<b>Health and Wellbeing</b>	<b>\$4,315,343</b>	<b>11%</b>	<b>\$2,777,581</b>	<b>5%</b>
Cultural Competence and Data Collection	\$7,370	<1%	-	-
General Health Services and Health Promotion	\$19,000	<1%	\$119,500	<1%
HIV/AIDS	\$3,493,188	9%	\$1,673,580	3%
Mental Health, Substance Abuse, and Suicide Prevention	\$795,785	2%	\$984,501	2%
<b>Human Rights</b>	<b>\$26,944,075</b>	<b>66%</b>	<b>\$33,684,323</b>	<b>66%</b>
Advancing LGBTQI Protections	\$242,960	1%	\$780,540	2%
Challenging Anti-LGBTQI Discrimination	\$224,741	1%	\$368,908	1%
Decriminalization	\$680,332	2%	\$19,500	<1%
Gender Identity Rights	\$3,673,173	9%	\$5,896,510	12%
Human Rights (General/Other)	\$20,563,398	51%	\$20,557,672	40%
Intersex Rights	\$91,338	<1%	\$291,371	1%
Marriage/Civil Unions	\$358,107	1%	\$1,174,578	2%
Migration and Refugee Issues	\$263,847	1%	\$3,492,953	7%
Sex Worker Rights	\$64,491	<1%	\$50,614	<1%
Sexual and Reproductive Health and Rights	\$781,689	2%	\$1,051,677	2%
<b>Humanitarian Response</b>	<b>\$797,747</b>	<b>2%</b>	<b>\$1,545,638</b>	<b>3%</b>
Humanitarian Response	\$797,747	2%	\$1,545,638	3%
<b>Other Issues</b>	<b>\$104,500</b>	<b>&lt;1%</b>	<b>\$25,012</b>	<b>&lt;1%</b>
Multi-Issue	\$8,500	<1%	-	-
Philanthropy	\$96,000	<1%	\$25,012	<1%
<b>Strengthening Community, Families, and Visibility</b>	<b>\$5,645,709</b>	<b>14%</b>	<b>\$7,787,809</b>	<b>15%</b>
Community Building/Empowerment	\$4,721,073	12%	\$6,429,155	13%
Families	\$173,550	<1%	\$61,912	<1%
Religion	\$210,000	1%	-	-
Sports	\$25,125	<1%	\$4,726	<1%
Visibility	\$515,961	1%	\$1,292,016	3%
<b>Total</b>	<b>\$40,658,810</b>	<b>100%</b>	<b>\$51,117,886</b>	<b>100%</b>

## CHART 21.9: LATIN AMERICA AND THE CARIBBEAN LGBTI FUNDING

R —

STRATEGY ADDRESSED (2019–2022)

Strategy	2019–2020		2021–2022	
	Amount	Percentage	Amount	Percentage
Advocacy	\$28,677,886	71%	\$32,002,692	63%
Capacity Building and Training	\$3,309,668	8%	\$4,000,843	8%
Culture and Media	\$680,258	2%	\$1,103,034	2%
Direct Service	\$5,196,773	13%	\$10,047,421	20%
Multi/Other	\$1,110,355	3%	\$173,802	0%
Philanthropy and Fundraising	\$1,231,250	3%	\$2,518,765	5%
Research	\$452,621	1%	\$1,271,329	2%
<b>Total</b>	<b>\$40,658,810</b>	<b>100%</b>	<b>\$51,117,886</b>	<b>100%</b>

SNAPSHOT

# LGBTI Funding for the Middle East and North Africa



NUMBER OF GRANTS

**361**

AVERAGE GRANT

**\$44,445**

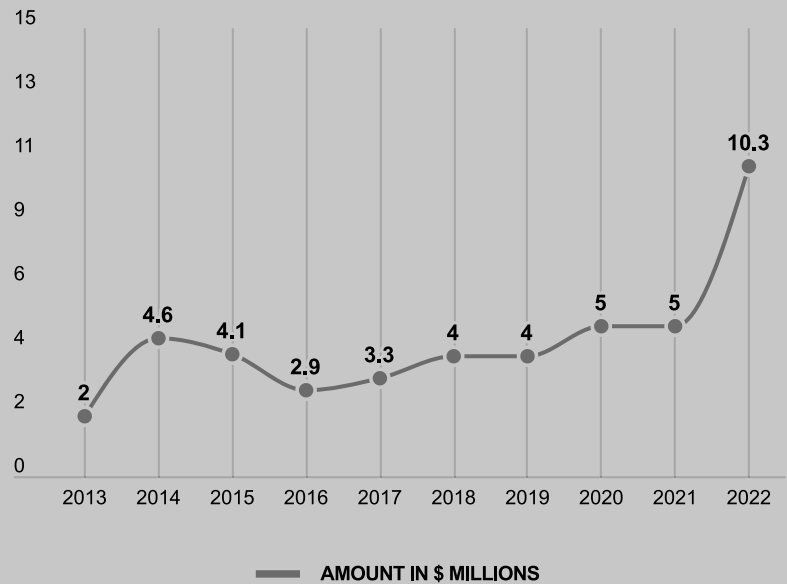
MEDIAN GRANT

**\$7,334**

TOTAL FUNDING

**\$15.3 M**

CHART 22.1: THE MIDDLE EAST AND NORTH AFRICA LGBTI FUNDING YEAR (2013–2022)



During 2021–2022, 48 grantmakers awarded \$15,333,384 focused on LGBTI issues in the Middle East and North Africa. Compared to the last reporting period, the region increased in total grant amount (by 72 percent) and number of grants (25 percent) and slightly decreased in the number of donors (one less donor).

Note that some donors chose not to reveal the world region geographic focus, instead only identifying the grant as within the Global South and East or deciding not to disclose the geographical location at all. These locations were redacted out of concern for the safety and security of grantees and regionally based grantmaking staff because of hostile environments.

### Top Funders of LGBTI Funding for the Middle East and North Africa

When funds awarded for regranting are included, over \$15.4 million was awarded to grants focused on the Middle East and North Africa. The top 10 funders with that geographic focus awarded over \$11.2 million, accounting for 73 percent of all LGBTI funding in the region.

#### CHART 22.2: THE MIDDLE EAST AND NORTH AFRICA LGBTI FUNDING



TOP 10 FUNDERS (2021–2022)<sup>66</sup>

	FUNDER NAME	TOTAL FUNDS FOR THE REGION
1	Oxfam Novib	\$3,027,113
2	LGBT+ Denmark	\$2,166,168
3	Government of the Netherlands	\$2,158,095
4	Government of Norway	\$869,771
5	Freedom House (Dignity for All: LGBTQI+ Assistance Program)	\$628,396
6	Hivos	\$596,814
7	Black Feminist Fund	\$560,000
8	European Union	\$472,606
9	Mama Cash	\$390,425
10	Heinrich Böll Stiftung	\$371,060

#### CHART 22.3: THE MIDDLE EAST AND NORTH AFRICA LGBTI FUNDING



TOP FIVE NGO INTERMEDIARY FUNDERS (2021–2022)

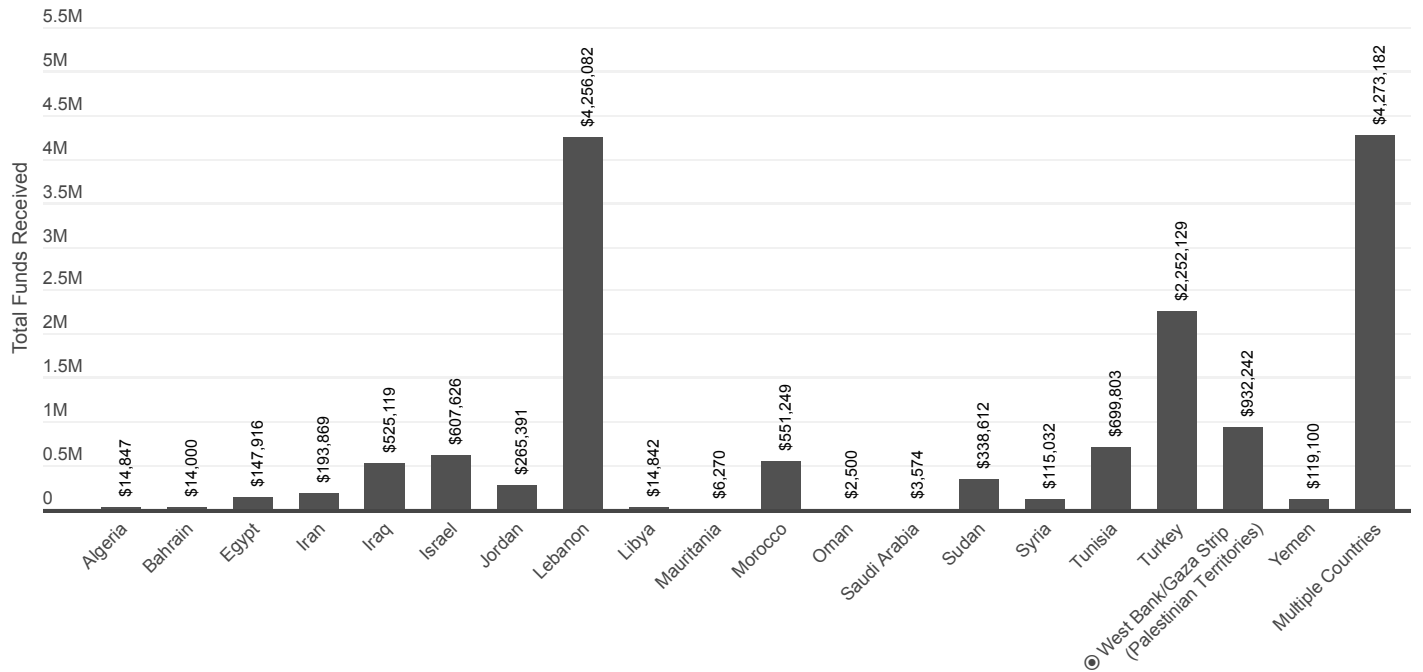
	FUNDER NAME	TOTAL FUNDS FOR THE REGION
1	Oxfam Novib	\$3,027,113
2	LGBT+ Denmark	\$2,166,168
3	Freedom House (Dignity for All: LGBTQI+ Assistance Program)	\$628,396
4	Outright International	\$265,370
5	Rainbow Railroad	\$109,700

NOTE: Anonymous donors did not disclose any funding to this region in 2021–2022.

<sup>66</sup> In contrast to other calculations in this report, all lists of top funders include funds awarded for the purpose of regranting to document the full amount of LGBTI funding flowing from (or through) each funder. The total regional funding for the Middle East and North Africa in 2021–2022, including regranting, comes to \$15,441,756.

CHART 22.4: THE MIDDLE EAST AND NORTH AFRICA LGBTI FUNDING

COUNTRY AND TERRITORY FOCUS (2021-2022)<sup>67</sup>



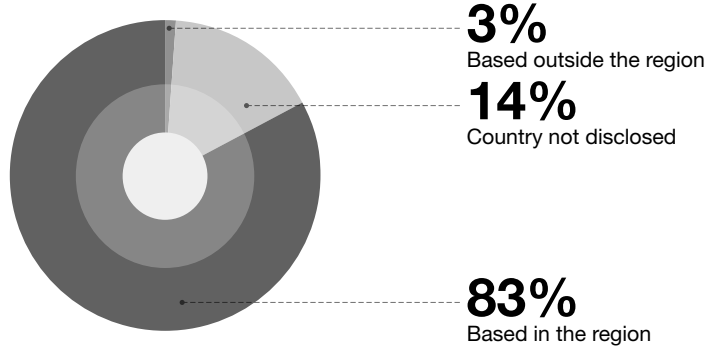
<sup>67</sup> Those marked with ● indicate territories of other countries.

**LGBTI Funding for the Middle East and North Africa by Grant Recipient Location**

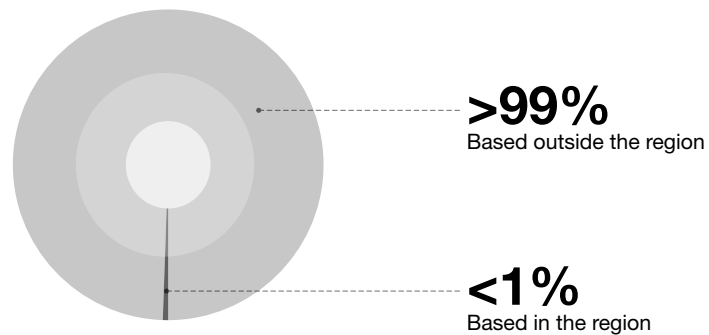
The majority of funding for LGBTI issues in this region (83 percent) went to grantees based in the area. However, 3 percent was awarded to organizations based in Canada, Denmark, France, Italy, South Africa, Sweden, Uganda, the United Kingdom, and the United States. Fourteen percent of funding to the region did not disclose a specific grantee country/territory.

Less than 1 percent of funding to the Middle East and North Africa came from donors based (or headquartered) in the region. Seventy-three percent of the funding was awarded by donors based in Western Europe, 25 percent based in Northern America, 2 percent from those based in Sub-Saharan Africa, and less than 1 percent from donors based in Asia and the Pacific.

**CHART 22.5: THE MIDDLE EAST AND NORTH AFRICA LGBTI FUNDING**  
GRANTEE LOCATION (2021–2022)



**CHART 22.6: THE MIDDLE EAST AND NORTH AFRICA LGBTI FUNDING**  
DONOR LOCATION (2021–2022)



**Issues Addressed by LGBTI Funding for the Middle East and North Africa**

In general, the 2021–2022 issue/sub-issue focus of LGBTI funding for the Middle East and North Africa region aligned with overall trends compared to other regions, except for a lower percentage of funding for Economic Inclusion and for Health and Wellbeing and a higher funding percentage for Strengthening Community, Families, and Visibility.

**CHART 22.7: THE MIDDLE EAST AND NORTH AFRICA LGBTI FUNDING | ISSUE ADDRESSED (2019–2022)**



Issues and Sub-Issues	2019–2020		2021–2022	
<b>Confronting Discrimination &amp; Violence</b>	<b>\$385,697</b>	<b>4%</b>	<b>\$894,083</b>	<b>6%</b>
Anti-Violence	\$274,155	3%	\$812,989	5%
Confronting Homophobia, Biphobia, Transphobia, and Interphobia	\$111,542	1%	\$81,094	1%
<b>Economic Inclusion</b>	<b>-</b>	<b>-</b>	<b>\$125,720</b>	<b>1%</b>
Housing and Homelessness	-	-	\$100,000	1%
Labor/Employment	-	-	\$25,720	<1%
<b>Health and Wellbeing</b>	<b>\$363,960</b>	<b>4%</b>	<b>\$275,131</b>	<b>2%</b>
HIV/AIDS	\$210,255	2%	-	-
Mental Health, Substance Abuse, and Suicide Prevention	\$153,706	2%	\$275,131	2%
<b>Human Rights</b>	<b>\$7,149,060</b>	<b>80%</b>	<b>\$9,065,836</b>	<b>59%</b>
Advancing LGBTQI Protections	-	-	\$331,947	2%
Challenging Anti-LGBTQI Discrimination	\$7,920	0%	\$79,980	1%
Decriminalization	\$15,000	0%	\$6,000	<1%
Gender Identity Rights	\$387,377	4%	\$1,128,559	7%
Human Rights (General/Other)	\$5,998,332	67%	\$4,049,404	26%
Intersex Rights	\$4,000	<1%	\$18,984	<1%
Migration and Refugee Issues	\$119,932	1%	\$121,397	1%
Sexual and Reproductive Health and Rights	\$616,498	7%	\$3,329,565	22%
<b>Humanitarian Response</b>	<b>\$268,332</b>	<b>3%</b>	<b>\$317,051</b>	<b>2%</b>
Humanitarian Response	\$268,332	3%	\$317,051	2%
<b>Strengthening Community, Families, and Visibility</b>	<b>\$745,182</b>	<b>8%</b>	<b>\$4,655,563</b>	<b>30%</b>
Community Building/Empowerment	\$425,599	5%	\$4,027,432	26%
Sports	\$20,000	<1%	-	-
Visibility	\$299,583	3%	\$628,131	4%
Total	\$8,912,231	100%	\$15,333,384	100%
Visibility	\$515,961	1%	\$1,292,016	3%
<b>Total</b>	<b>\$40,658,810</b>	<b>100%</b>	<b>\$51,117,886</b>	<b>100%</b>

## CHART 22.8: THE MIDDLE EAST AND NORTH AFRICA LGBTI FUNDING

R —

STRATEGY ADDRESSED (2019–2022)

Strategy	2019–2020		2021–2022	
Advocacy	\$6,431,335	72%	\$10,978,408	72%
Capacity Building and Training	\$275,021	3%	\$364,799	2%
Culture and Media	\$856,954	10%	\$844,125	6%
Direct Service	\$1,105,352	12%	\$2,795,061	18%
Multi/Other	\$147,408	2%	-	-
Philanthropy and Fundraising	-	-	-	-
Research	\$96,161	1%	\$350,991	2%
<b>Total</b>	<b>\$8,912,231</b>	<b>100%</b>	<b>\$15,333,384</b>	<b>100%</b>



SNAPSHOT

# LGBTI Funding for Sub-Saharan Africa

SUB-SAHARAN AFRICA (2021–2022)

NUMBER OF GRANTS

**1,933**

AVERAGE GRANT

**\$45,436**

MEDIAN GRANT

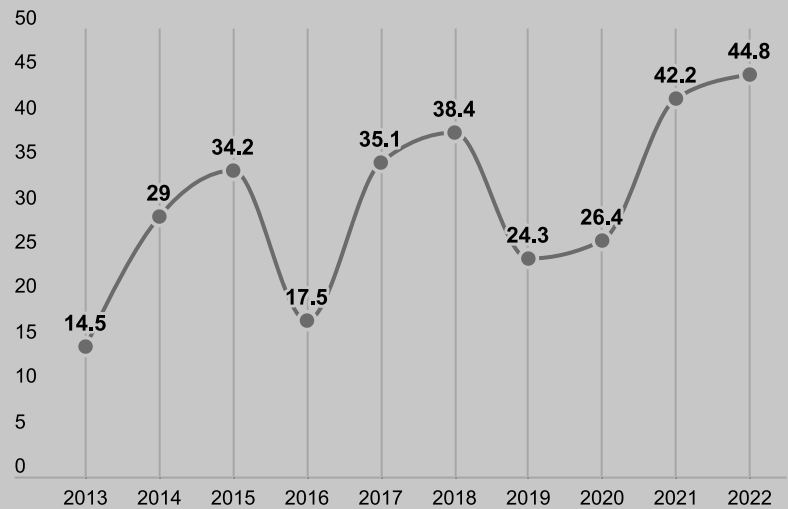
**\$13,976**

TOTAL FUNDING

**\$87 M**

During 2021–2022, 86 grantmakers awarded \$86,963,624 focused on LGBTI issues in Sub-Saharan Africa. Compared to the last reporting period, the region increased in total grant amount (by 60 percent), number of grants (44 percent), and number of donors (nine additional donors).

CHART 23.1: SUB-SAHARAN AFRICA LGBTI FUNDING YEAR (2013–2022)



— AMOUNT IN \$ MILLIONS

**LGBTI Funding for Sub-Saharan****Africa, by Sub-Region**

In 2021–2022, all sub-regions increased in amount yet decreased in percentage of the total compared to the previous report. Instead, funding focused on the whole region increased from 9 percent in 2019–2020 to 24 percent in 2021–2022. This is partly due to an increasing number of donors choosing to report grants at the regional level without disclosing sub-region or country-level focus due to concerns for grantee security. East Africa again received the most sub-regional support, at 35 percent of the total.

**CHART 23.2: SUB-SAHARAN AFRICA LGBTI FUNDING**

SUB-REGION FOCUS (2013–2022) IN \$ MILLIONS



<b>Sub-Region</b>	<b>2013–2014</b>	<b>2015–2016</b>	<b>2017–2018</b>	<b>2019–2020</b>	<b>2021–2022</b>
Central Africa	\$0.3	\$0.4	\$1.2	\$2.0	\$8.1
East Africa	\$15.8	\$15.4	\$26.5	\$23.5	\$30.8
Southern Africa	\$11.2	\$11.4	\$11.3	\$12.3	\$12.3
West Africa	\$2.5	\$6.1	\$7.3	\$11.7	\$14.8
Whole Region Focus	\$13.8	\$18.0	\$27.3	\$4.8	\$21.0
<b>Total</b>	<b>\$43.6</b>	<b>\$51.3</b>	<b>\$73.6</b>	<b>\$54.3</b>	<b>\$87.0</b>

**Top Funders of LGBTI Funding for Sub-Saharan Africa**

When funds awarded for regranting are included, over \$107.5 million was awarded to grants focused on Sub-Saharan Africa. The top 10 funders with that geographic focus awarded over \$63 million, accounting for 59 percent of all LGBTI funding in the region.

NOTE: Anonymous donors awarded less than \$1 million to this region in 2021–2022.

**68** In contrast to other calculations in this report, all lists of top funders include funds awarded for the purpose of regranting to document the full amount of LGBTI funding flowing from (or through) each funder. The total regional funding for Sub-Saharan Africa in 2021–2022, including regranting, comes to \$107,546,430

**CHART 23.3: SUB-SAHARAN AFRICA LGBTI FUNDING**



TOP 10 FUNDERS (2021–2022)<sup>68</sup>

	FUNDER NAME	TOTAL FUNDS FOR THE REGION
1	MacKenzie Scott	\$13,500,000
2	Hivos	\$11,687,040
3	Open Society Foundations	\$5,962,938
4	Arcus Foundation	\$5,783,850
5	Wellspring Philanthropic Fund	\$5,113,000
6	UHA East African Sexual Health and Rights Initiative (UHA EASHRI)	\$5,037,194
7	Government of Sweden	\$4,981,935
8	Government of Denmark	\$4,032,877
9	Government of Canada	\$3,705,544
10	AmplifyChange	\$3,347,408

**CHART 23.4: SUB-SAHARAN AFRICA LGBTI FUNDING**

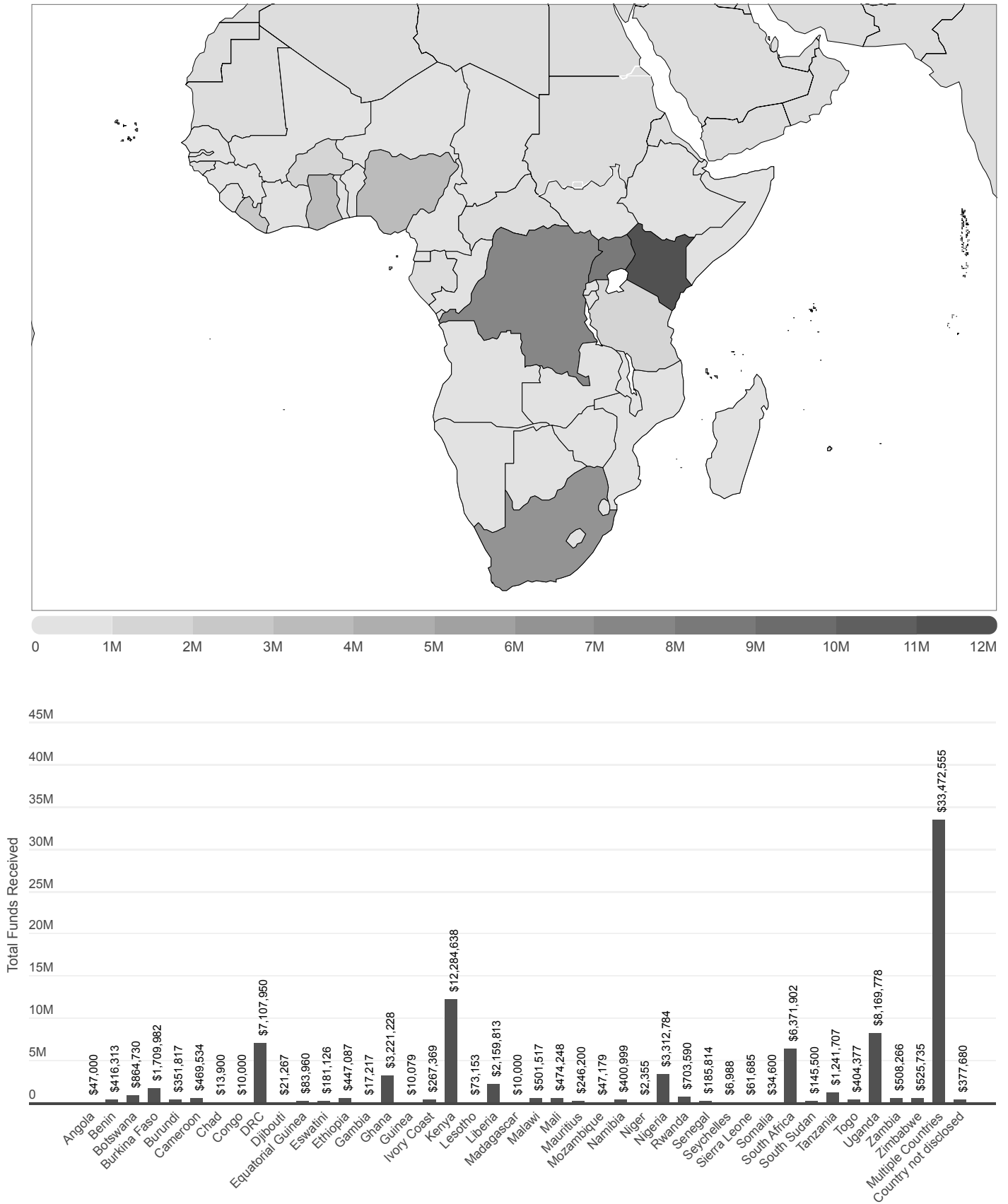


TOP FIVE NGO INTERMEDIARY FUNDERS (2021–2022)

	FUNDER NAME	TOTAL FUNDS FOR THE REGION
1	Norwegian Organisation for Sexual and Gender Diversity (FRI)	\$1,956,549
2	LGBT+ Denmark	\$1,013,840
3	Freedom House (Dignity for All: LGBTQI+ Assistance Program)	\$997,781
4	RFSU - The Swedish Association for Sexuality Education	\$940,217
5	Outright International	\$880,330

CHART 23.5: SUB-SAHARAN AFRICA LGBTI FUNDING

COUNTRY FOCUS (2021-2022)



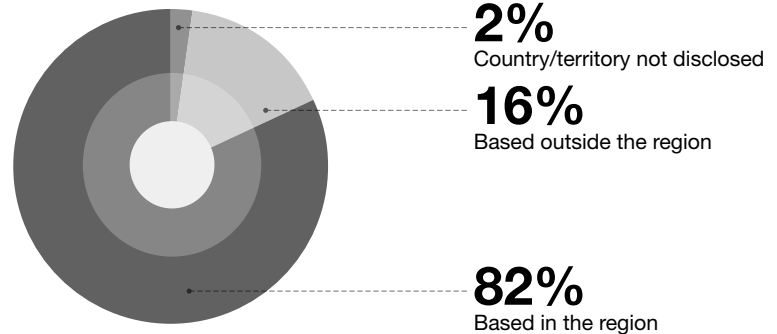
### LGBTI Funding for Sub-Saharan Africa by Grant Recipient Location

The majority of funding for LGBTI issues in this region (82 percent) went to grantees based in the area. However, 16 percent was awarded to organizations based in Canada, Denmark, Egypt, Finland, Germany, the Netherlands, the United Kingdom, and the United States. Two percent of funding to the region did not disclose a specific grantee country/territory.

Nine percent of funding to Sub-Saharan Africa came from donors based (or headquartered) in the region. Fifty-one percent of the funding was awarded by U.S.-based donors and 40 percent from Western European donors.

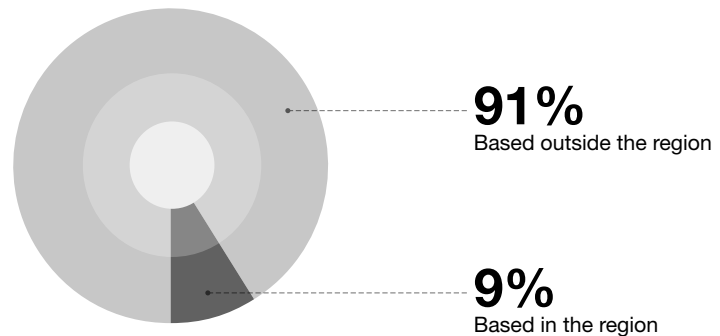
**CHART 23.6: SUB-SAHARAN AFRICA LGBTI FUNDING**

GRANTEE LOCATION (2021–2022)



**CHART 23.7: SUB-SAHARAN AFRICA LGBTI FUNDING**

DONOR LOCATION (2021–2022)



### Issues Addressed by LGBTI Funding for Sub-Saharan Africa

In general, the 2021–2022 issue/sub-issue focus of LGBTI funding for the Sub-Saharan Africa region aligned with overall trends compared to other regions, except for a lower-than-average percentage of funding for Strengthening Community, Families, and Visibility and higher-than-average for Economic Inclusion and for Human Rights.

CHART 23.8: SUB-SAHARAN AFRICA LGBTI FUNDING | ISSUE ADDRESSED (2019–2022)



Issues and Sub-Issues	2019–2020		2021–2022	
<b>Confronting Discrimination &amp; Violence</b>	<b>\$4,213,399</b>	<b>8%</b>	<b>\$5,898,606</b>	<b>7%</b>
Anti-Violence	\$1,874,586	3%	\$3,353,358	4%
Confronting Homophobia, Biphobia, Transphobia, and Interphobia	\$2,338,813	4%	\$2,535,248	3%
<b>Economic Inclusion</b>	<b>\$565,949</b>	<b>1%</b>	<b>\$8,055,379</b>	<b>9%</b>
Food Security	\$120,435	<1%	\$29,819	<1%
Housing and Homelessness	\$445,514	1%	\$80,738	<1%
Labor/Employment	-	-	\$7,944,821	9%
<b>Education/Safe Schools</b>	<b>\$198,068</b>	<b>&lt;1%</b>	<b>\$158,814</b>	<b>&lt;1%</b>
Education	-	-	\$59,389	<1%
Safe Schools	\$198,068	<1%	\$99,425	<1%
<b>Health and Wellbeing</b>	<b>\$6,761,472</b>	<b>12%</b>	<b>\$6,031,526</b>	<b>7%</b>
General Health Services and Health Promotion	\$236,491	<1%	\$845,130	1%
HIV/AIDS	\$5,615,169	10%	\$2,542,241	3%
Mental Health, Substance Abuse, and Suicide Prevention	\$909,812	2%	\$2,644,155	3%
<b>Human Rights</b>	<b>\$31,199,011</b>	<b>58%</b>	<b>\$55,295,128</b>	<b>64%</b>
Advancing LGBTQI Protections	-	-	\$755,091	1%
Challenging Anti-LGBTQI Discrimination	\$458,022	1%	\$2,687,451	3%
Decriminalization	\$790,154	1%	\$571,741	1%
Gender Identity Rights	\$2,997,206	6%	\$3,855,648	4%
Human Rights (General/Other)	\$21,648,826	40%	\$33,607,097	39%
Intersex Rights	\$1,300,101	2%	\$2,099,159	2%
Migration and Refugee Issues	\$75,302	<1%	\$3,399,305	4%
Sex Worker Rights	\$213,909	<1%	\$478,761	1%
Sexual and Reproductive Health and Rights	\$3,715,491	7%	\$7,840,877	9%
<b>Humanitarian Response</b>	<b>\$769,355</b>	<b>1%</b>	<b>\$1,525,066</b>	<b>2%</b>
Humanitarian Response	\$769,355	1%	\$1,525,066	2%
<b>Other Issues</b>	<b>\$441,934</b>	<b>1%</b>	<b>\$943,717</b>	<b>1%</b>
Multi-Issue	\$100,000	<1%	-	-
Philanthropy	\$341,934	1%	\$943,717	1%
<b>Strengthening Community, Families, and Visibility</b>	<b>\$10,108,078</b>	<b>19%</b>	<b>\$9,055,386</b>	<b>10%</b>
Community Building/Empowerment	\$7,521,429	14%	\$6,473,444	7%
Families	\$47,549	<1%	\$135,618	<1%
Religion	\$1,283,608	2%	\$632,188	1%
Sports	\$11,826	<1%	\$77,279	<1%
Visibility	\$1,243,667	2%	\$1,736,856	2%
<b>Total</b>	<b>\$54,257,267</b>	<b>100%</b>	<b>\$86,963,623</b>	<b>100%</b>

**Strategies Addressed by LGBTI Funding  
for Sub-Saharan Africa**

In general, the 2021–2022 strategy/sub-strategy focus of LGBTI funding for the Sub-Saharan Africa region aligned with overall global compared to other regions, except for a lower-than-average percentage of funding for Direct Service.

**CHART 23.9: SUB-SAHARAN AFRICA LGBTI FUNDING**  
STRATEGY ADDRESSED (2019–2022)



Strategy	2019–2020		2021–2022	
Advocacy	\$35,438,662	65%	\$50,214,655	58%
Capacity Building and Training	\$5,190,766	10%	\$11,030,754	12%
Culture and Media	\$1,446,404	3%	\$1,537,781	2%
Direct Service	\$7,583,006	14%	\$13,740,687	16%
Multi/Other	\$181,457	<1%	\$195,929	<1%
Philanthropy and Fundraising	\$2,580,979	5%	\$7,722,413	9%
Research	\$1,835,993	3%	\$2,521,403	3%
<b>Total</b>	<b>\$54,257,267</b>	<b>100%</b>	<b>\$86,963,623</b>	<b>100%</b>

**SNAPSHOT**

# Multiregional LGBTI Funding for the Global South and East



NUMBER OF GRANTS

**62**

AVERAGE GRANT

**\$734,674**

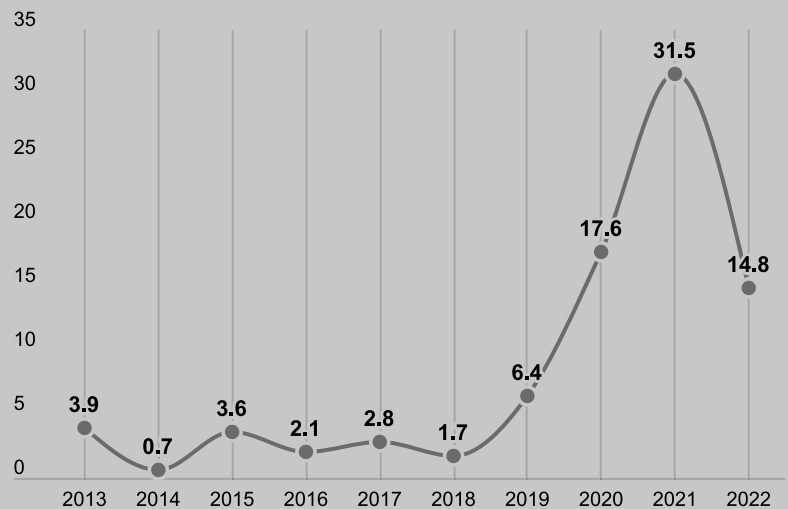
MEDIAN GRANT

**\$142,955**

TOTAL FUNDING

**\$46.3 M**

**CHART 24.1: GLOBAL SOUTH AND EAST MULTIREGIONAL LGBTI FUNDING YEAR (2013–2022)**



— AMOUNT IN \$ MILLIONS

This edition of the *Global Resources Report* follows a trend first noted in the 2019–2020 report. A large amount of funding was awarded to multiple regions in the Global South and East. To maintain the visibility of this funding, this report again features a snapshot of this geographic focus.

During 2021–2022, 26 grantmakers awarded \$46,284,489 with a multiregional focus on LGBTI issues in the Global South and East.<sup>69</sup> Compared to the last reporting period, the geographic focus showed a large increase in total grant amount (by 93 percent) while only a slight increase in the number of grants (3 percent) and four fewer donors.

<sup>69</sup> As a reminder, readers may note differences in funding totals for international funding at the Global Focus level, multiregional funding at the World Region level, and, in this case, multiregional funding within the Global South and East. This is due to the specificity of available grant data at different taxonomy levels. For example, in some cases, it was possible to identify a grant as having a Global Focus in the Global South and East, yet the funding was directed to multiple regions, such as funds for a program in both Latin America and Sub-Saharan Africa. Instead, funding focused Internationally would be something that impacts or is focused globally, or in both the Global South and East and the Global North, such as a global conference or a program taking place across all of Europe.



The top 10 funders collectively awarded \$76.4 million, accounting for 97 percent of all funding for LGBTI issues with this geographic focus.

**CHART 24.2: GLOBAL SOUTH AND EAST MULTIREGIONAL LGBTI FUNDING**  
 TOP 10 FUNDERS (2021–2022)<sup>70</sup>



	FUNDER NAME	TOTAL FUNDS FOR THE GEOGRAPHIC FOCUS
1	Government of the Netherlands	\$43,676,783
2	Government of the United States <sup>71</sup>	\$17,400,000
3	Government of Canada	\$7,882,566
4	Arcus Foundation	\$1,975,000
5	Government of the United Kingdom	\$1,922,469
6	Dreilinden	\$1,626,759
7	Oak Foundation	\$760,000
8	Center for Disaster Philanthropy	\$500,000
9	Horizons Foundation	\$350,000
10	Open Society Foundations	\$311,450

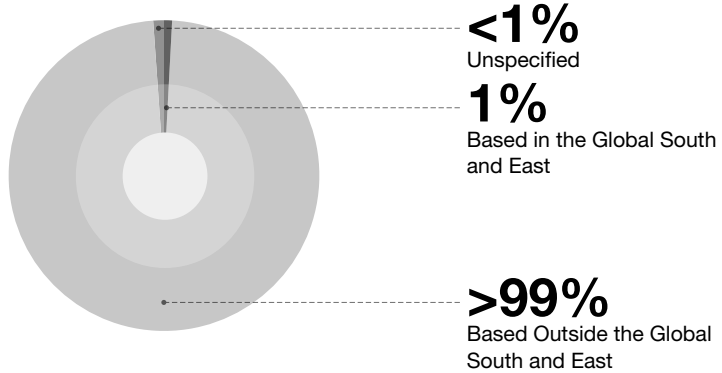
NOTE: Anonymous donors did not disclose any funding to this geographic focus in 2021–2022.

<sup>70</sup> In contrast to other calculations in this report, all lists of top funders include funds awarded for the purpose of regranting to document the full amount of LGBTI funding flowing from (or through) each funder. The total multiregional funding for the Global South and East in 2021–2022, including regranting, comes to \$78,399,230.

<sup>71</sup> The figures for the Government of the United States include funding information that is publicly available on USAspending.gov as well as verified grants from two agencies. As such, not all grants awarded for LGBTI issues by the U.S. government in 2021–2022 are included in the dataset, and therefore the United States government’s totals should be read as a partial snapshot of the government’s financial support for the global LGBTI movement.


Less than 1 percent of this funding went to grantees based in the Global South and East, while over 99 percent was awarded to organizations based in Canada, Denmark, France, Germany, the Netherlands, Switzerland, the United Kingdom, and the United States. Less than 1 percent of this funding did not disclose a specific grantee country.

**CHART 24.3: GLOBAL SOUTH AND EAST MULTIREGIONAL LGBTI FUNDING**  
GRANTEE LOCATION (2021–2022)



Less than 1 percent of multiregional funding to the Global South and East came from donors based (or headquartered) in the region. Seventy-two percent of the funding was awarded by donors based in Western Europe, with 28 percent based in Northern America.

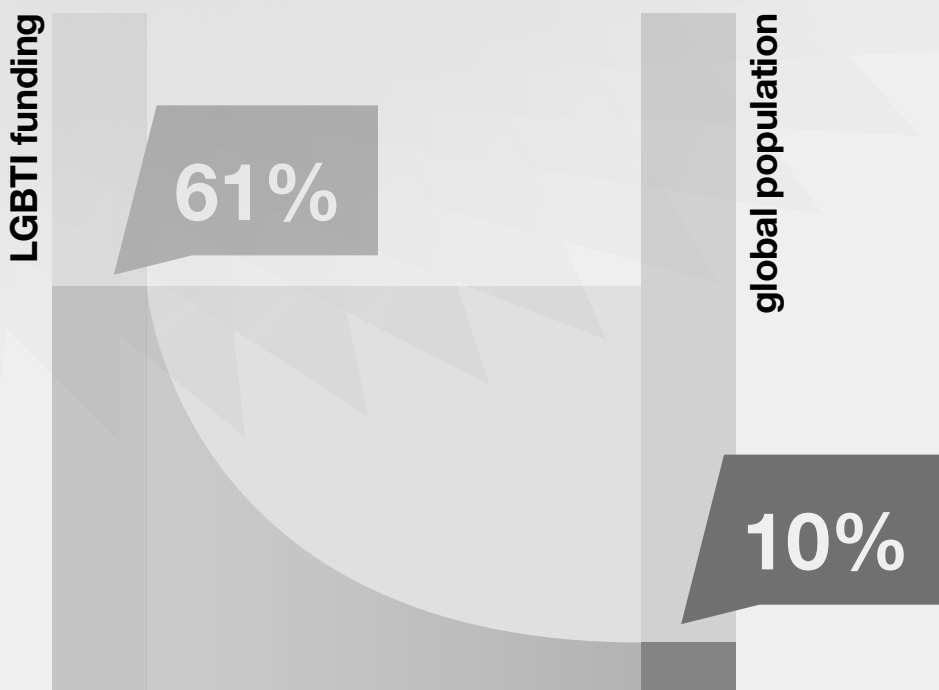
**CHART 24.4: GLOBAL SOUTH AND EAST MULTIREGIONAL LGBTI FUNDING**  
DONOR LOCATION (2021–2022)



# Funding for LGBTI Issues in the Global North

**D**uring 2021–2022, 157 foundations, corporations, intermediaries, donor governments, and multilateral agencies awarded 13,741 grants totaling nearly \$551 million for LGBTI issues in the Global North. Compared to the last reporting period, this geographic focus area increased in total grant amount (by 53 percent), number of grants (26 percent), and number of donors (nearly triple the amount).

For the purposes of this report, the Global North is defined as encompassing Northern America and Western Europe. The regions include most of the world’s highest-income countries.<sup>72</sup> They are home to around 10 percent of the global population yet received 61 percent of LGBTI funding in this period.<sup>73</sup>



<sup>72</sup> The division of Global North and Global South countries was first proposed in 1980 through the Independent Commission on International Development Issues (known as the Brandt Commission), with countries such as Japan, South Korea, Taiwan, Australia, and New Zealand included as Global North countries. For the purposes of this report, these countries are included within the Global South and East analysis in the Asia and Pacific world region.

<sup>73</sup> Data retrieved April 15, 2024. <https://www.worldometers.info/world-population/population-by-region/>

2021-2022

funding

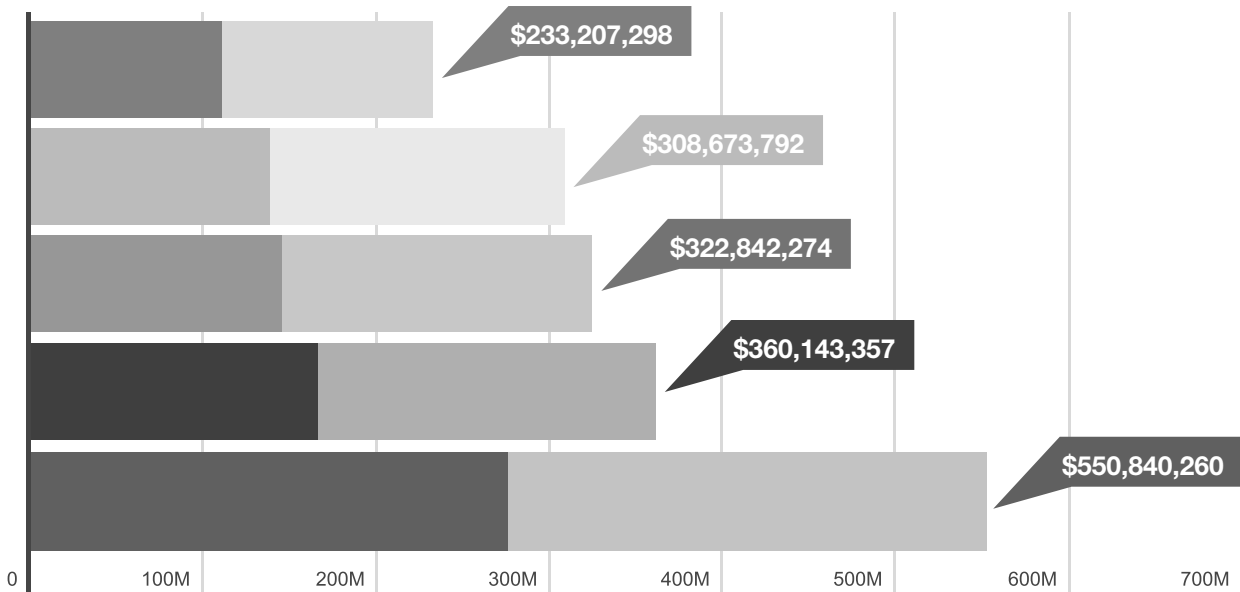
# \$551 M

grants

# 13,741

CHART 25.1: GLOBAL NORTH LGBTI FUNDING | YEAR (2013–2022)

R − US +



● 2013–2014 ● 2015–2016 ● 2017–2018 ● 2019–2020 ● 2021–2022

## Top Funders and Grant Recipients of LGBTI Funding for the Global North

In 2021–2022, when funds awarded for regranting are included, over \$609 million was awarded to grants focused on the Global North.

The top 10 funders with that geographic focus awarded nearly \$322 million, accounting for 53 percent of all LGBTI funding in the region. Of the funders in the top 10, 9 were located in the United States and 1 in the United Kingdom.<sup>74</sup>

All funding focused on the Global North was received from donors based in the Global North.

**CHART 25.2: GLOBAL NORTH LGBTI FUNDING**

TOP 10 FUNDERS (2021–2022)<sup>75</sup>

*Includes funding focused on the United States*

	Funder Name	Total Amount
1	Gilead Sciences	\$92,807,551
2	Ford Foundation	\$67,416,752
3	Wellspring Philanthropic Fund	\$35,165,515
4	The California Endowment	\$27,324,515
5	Gill Foundation	\$21,192,500
6	Robert Wood Johnson Foundation	\$18,979,099
7	Tides Foundation	\$18,764,187
8	National Lottery Community Fund	\$16,029,671
9	Arcus Foundation	\$12,907,850
10	Borealis Philanthropy	\$11,331,100



<sup>74</sup> In the case of grantmakers with offices in multiple global regions, grantmaker location generally refers to the primary headquarters. Moreover, if an institution reports grantmaking through U.S. 990 tax forms, it is considered U.S.-based for the purposes of this report’s methodology.

<sup>75</sup> In contrast to other calculations in this report, all lists of top funders include funds awarded for the purpose of regranting to document the full amount of LGBTI funding flowing from (or through) each funder. The total funding for the Global North in 2021–2022, including regranting, comes to \$609,122,264. This total also includes funding focused on the United States.

The top 10 grant recipients of LGBTI funding for the Global North received a total of over \$84 million, or 15 percent of the total. All top grant recipients were located in the United States.

**CHART 25.3: GLOBAL NORTH LGBTI FUNDING**

TOP 10 GRANT RECIPIENTS (2021–2022)

*Includes funding focused on the United States*

	<b>Grantee Name</b>	<b>Total Amount</b>
1	Transgender Law Center	\$15,600,000
2	Los Angeles LGBT Center	\$10,100,000
3	The Trevor Project	\$9,601,844
4	Southerners on New Ground (SONG)	\$8,692,738
5	National LGBTQ Task Force	\$8,538,501
6	GLAAD	\$8,293,713
7	National Women's Law Center	\$7,007,685
8	United We Dream Network	\$5,840,000
9	Genders and Sexualities Alliance Network	\$5,391,000
10	San Francisco AIDS Foundation	\$5,163,100



NOTE: Anonymous donors awarded \$35.6 million during this period.

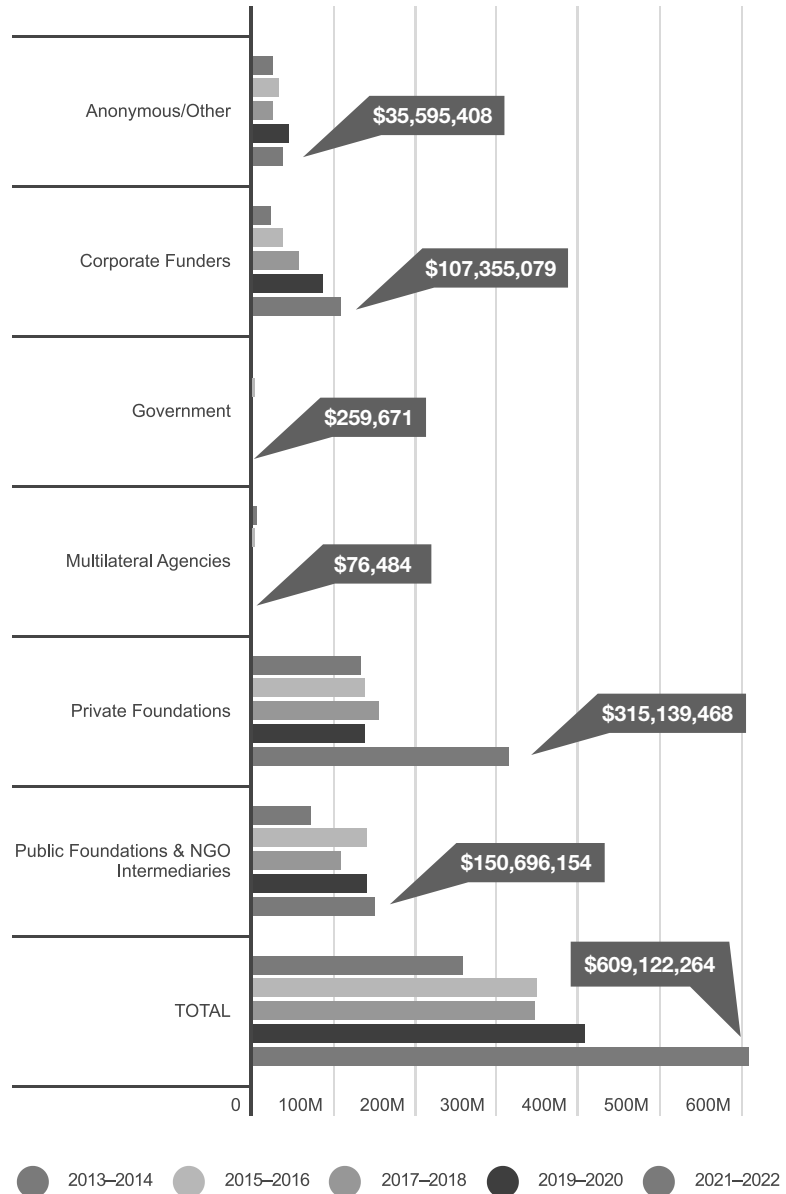
NOTE: These totals include the full amount of any multiyear grants awarded during 2021–2022. As such, the totals may exceed their total two-year operating revenue for 2021–2022.

## Sources of LGBTI Funding for the Global North

Over the two-year period of 2021–2022, all donor types except for multilateral agencies increased the amount of their support for LGBTI issues in the Global North. Funding also decreased from anonymous donors, whose type is unknown. Notably, in comparison to the previous reporting period, the percentage of total funding from private foundations increased from 34 to 53 percent; the percentage from public foundations and NGO intermediaries decreased from 34 to 24 percent.

**CHART 25.4: GLOBAL NORTH LGBTI FUNDING DONOR TYPE (2013–2022)<sup>76</sup>**

Includes funding focused on the United States



NOTE: For a detailed analysis of LGBTI funding focused on the United States, please refer to Funders for LGBTQ Issues’ annual *Tracking Report: Lesbian, Gay, Bisexual, Transgender, and Queer Grantmaking by U.S. Foundations*.

<sup>76</sup> In contrast to other calculations in this report, all lists of charts showing LGBTI Funding by Donor Type do include funds awarded for the purpose of regranteeing to document the full amount of LGBTI funding flowing from (or through) each donor type.

**SNAPSHOT**

# LGBTI Funding for Northern America



NUMBER OF GRANTS

**12,853**


AVERAGE GRANT

**\$39,941**

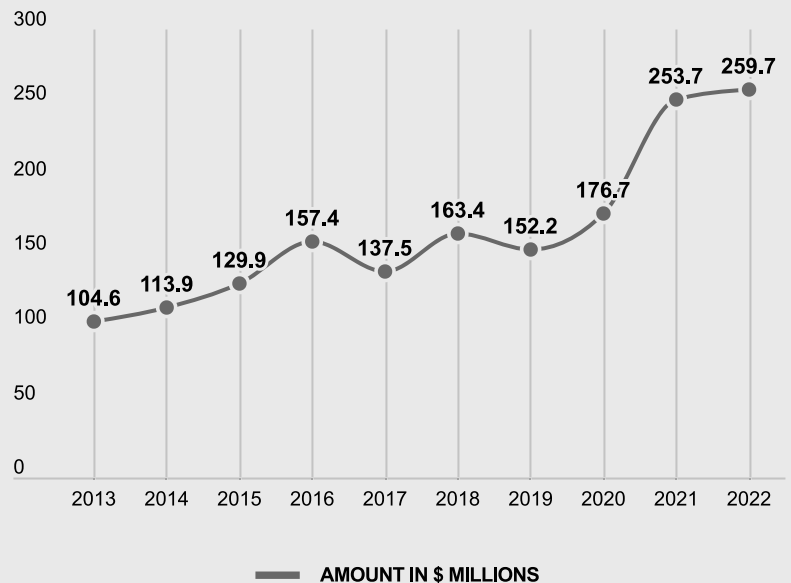
TOTAL FUNDING

**\$513.4 M**

**CHART 26.1: NORTHERN AMERICA LGBTI FUNDING**




YEAR (2013–2022)



During 2021–2022, 1,106 grantmakers awarded 12,853 grants totaling \$513,363,031 focused on LGBTI issues in Northern America. Compared to the last reporting period, this geographic focus area increased in total grant amount (by 59 percent), number of grants (29 percent), and number of donors (more than triple the amount).

Of these totals, 99.3 percent of the total funds were focused on the United States, as were 99.1 percent of the number of grants. There were 1,097 grantmakers based in the United States, which accounted for 99.2 percent of the total number, with 7 grantmakers based in Canada and 2 based in Western Europe.



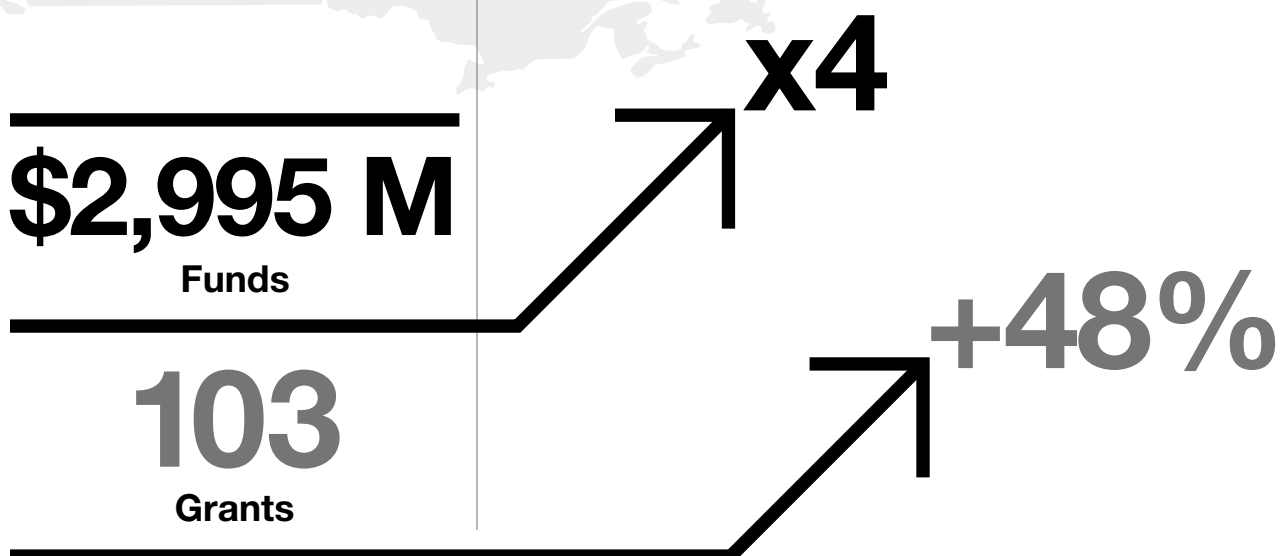


For a detailed analysis of LGBTI funding focused on the United States, please refer to Funders for LGBTQ Issues’ annual *Tracking Report: Lesbian, Gay, Bisexual, Transgender, and Queer Grantmaking by U.S. Foundations*. Because the United States is documented in detail in that report, this section presents an abridged snapshot focused on Canada.

**LGBTI Funding Focused on Canada**

During 2021–2022, 18 foundations, corporations, intermediaries, donor governments, and multilateral agencies awarded 103 grants totaling \$2,995,139 million for LGBTI issues focused on Canada. Compared to the last reporting period, this geographic focus area increased in total grant amount (by over four times), number of grants (48 percent), and number of donors (three additional donors). Private foundations accounted for 83 percent of the funding, public foundations and intermediary NGO grants accounted for 10 percent, corporate funders totaled 6 percent, and government funding made up less than 1 percent.

In 2021–2022, 84 percent of funding focused on Canada was awarded by 7 Canadian grantmakers, with 11 percent from 10 U.S.-based donors and 5 percent from 1 U.K.-based donor. There were 76 grantees, all based in Canada.



## Issues Addressed by LGBTI Funding for Canada

The majority of funding reported for Canada in 2021–2022 was focused on the issue of Strengthening Community, Families, and Visibility (60 percent), with the largest portion of sub-issue focus on Community Building/Empowerment (29 percent) and Visibility (24 percent).

**CHART 26.2: CANADA** | TOP 10 GRANT RECIPIENTS (2021–2022)



Issues	2019–2020		2021–2022	
Confronting Discrimination & Violence	\$28,730	4%	-	-
Economic Inclusion	\$16,744	2%	\$22,000	1%
Education/Safe Schools	\$8,547	1%	\$273,861	9%
Health and Wellbeing	\$284,618	39%	\$478,954	16%
Human Rights	\$192,707	26%	\$328,407	11%
Humanitarian Response	-	-	\$76,448	3%
Other Issues	\$22,765	3%	\$8,062	<1%
Strengthening Community, Families, and Visibility	\$175,571	24%	\$1,807,407	60%
<b>Total</b>	<b>\$729,681</b>	<b>100%</b>	<b>\$2,995,139</b>	<b>100%</b>

## Population Focus of LGBTI Funding for Canada

The majority of funding focused on Canada was directed to general LGBQ (84 percent), with 2 percent specifically focused on Gay/Bisexual Men/Queer Men/MSM and 1 percent specifically focused on Lesbian/Bisexual Women/Queer Women. Of note, 76 percent of the GBQ/MSM funding was focused on HIV response.

Trans funding accounted for 14 percent of the Canadian total, while intersex funding accounted for only 1 percent.

## SNAPSHOT

# LGBTI Funding for Western Europe

NUMBER OF GRANTS

884

AVERAGE GRANT

\$42,337

MEDIAN GRANT

\$12,038

TOTAL FUNDING

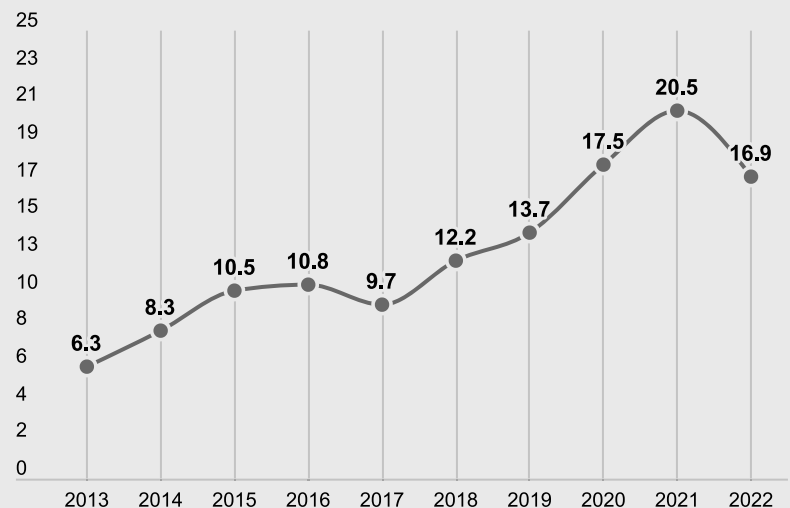
\$37.4 M

During 2021–2022, 114 grantmakers awarded 884 grants totaling \$37,426,229 focused on LGBTI issues in Western Europe.

Compared to the last reporting period, this geographic focus area increased in total grant amount (by 20 percent), and number of donors (with 11 additional donors), with a slightly fewer number of grants (less by 5 percent).

CHART 27.1: WESTERN EUROPE LGBTI FUNDING

YEAR (2013–2022)



— AMOUNT IN \$ MILLIONS

Of the total grant funding documented for Western Europe, over \$32 million (87 percent) was included in the 360Giving GrantNav database that tracks foundation funding from donors based in the United Kingdom to U.K. grantees. **Funding focused on the United Kingdom is likely overrepresented because it has more infrastructure for transparent foundation grant reporting than other countries in the region.**

### Top Funders of LGBTI Issues in Western Europe

When funds awarded for regranting are included, over \$37 million was awarded to grants focused on Western Europe. The top 10 funders with that geographic focus awarded \$26.8 million, accounting for 72 percent of all LGBTI funding in the region. Eight leading funders were based in Western Europe, and two were based in the United States.

#### CHART 27.2: WESTERN EUROPE LGBTI FUNDING

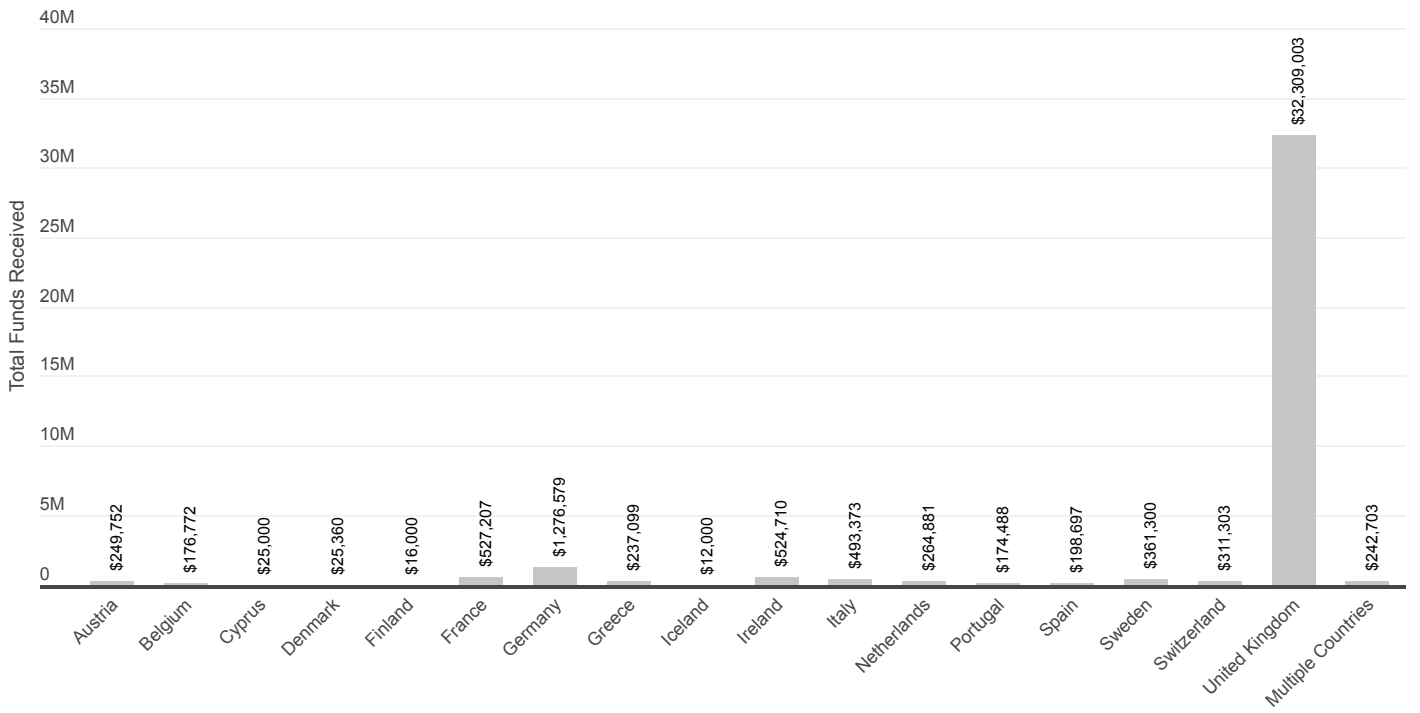
TOP 10 FUNDERS (2021–2022)<sup>77</sup>



	FUNDER NAME	TOTAL FUNDS FOR THE REGION
1	National Lottery Community Fund	\$16,029,671
2	Henry Smith Charity	\$2,292,144
3	Esmée Fairbairn Foundation	\$1,518,402
4	BBC Children in Need	\$1,367,333
5	Oak Foundation	\$1,161,292
6	Paul Hamlyn Foundation	\$1,107,402
7	National Emergencies Trust	\$923,025
8	Dreilinden	\$828,549
9	Consortium of Lesbian, Gay, Bisexual and Transgender Voluntary and Community Organisations	\$815,916
10	Gilead Sciences	\$753,766

<sup>77</sup> In contrast to other calculations in this report, all lists of top funders include funds awarded for the purpose of regranting to document the full amount of LGBTI funding flowing from (or through) each funder. The total regional funding for Western Europe in 2021–2022, including regranting, comes to \$37,462,709.

**CHART 27.3: WESTERN EUROPE LGBTI FUNDING**  
 COUNTRY AND TERRITORY FOCUS (2021-2022)

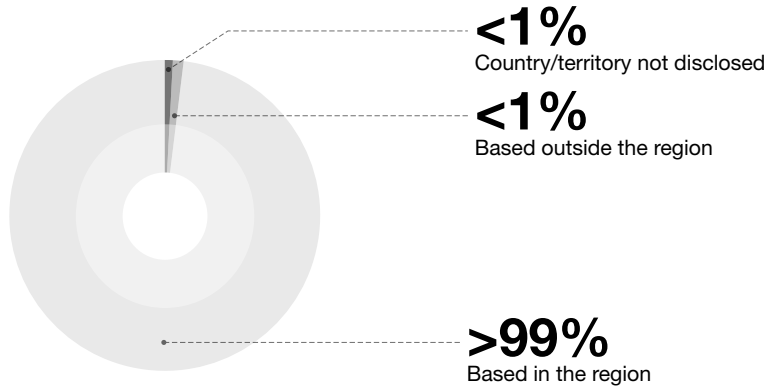


**LGBTI Funding for Western Europe,  
by Recipient Location**

Nearly all LGBTI funding focused on Western Europe went to grantees based in the region.

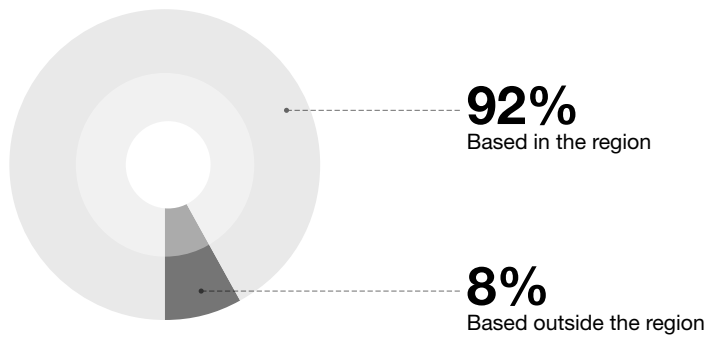
**CHART 27.4: WESTERN EUROPE LGBTI FUNDING**

GRANTEE LOCATION (2021–2022)



**CHART 27.5: WESTERN EUROPE LGBTI FUNDING**

DONOR LOCATION (2021–2022)



Similarly, nearly all LGBTI funding focused on Western Europe came from donors based in the region, with 8 percent from donors based in the United States.

**Issues Addressed by LGBTI Funding for Western Europe**

In general, the 2021–2022 issue/sub-issue focus of LGBTI funding for the Western Europe region differed from trends in the Global South and East, with a much higher focus on Health and Wellbeing and Strengthening Community, Families, and Visibility; a slightly higher focus on Economic Inclusion; and a much lower amount of funding focused on Human Rights issues.

**CHART 27.6: WESTERN EUROPE LGBTI FUNDING | ISSUE ADDRESSED (2019–2022)**



Issues and Sub-Issues	2019–2020		2021–2022	
<b>Confronting Discrimination &amp; Violence</b>	<b>\$615,261</b>	<b>2%</b>	<b>\$1,585,371</b>	<b>4%</b>
Anti-Violence	\$258,969	1%	\$744,072	2%
Confronting Homophobia, Biphobia, Transphobia, and Interphobia	\$356,292	1%	\$841,300	2%
<b>Economic Inclusion</b>	<b>\$1,596,895</b>	<b>5%</b>	<b>\$2,281,746</b>	<b>6%</b>
Housing and Homelessness	\$1,079,222	3%	\$1,477,505	4%
Labor/Employment	\$517,674	2%	\$804,241	2%
<b>Education/Safe Schools</b>	<b>\$312,769</b>	<b>1%</b>	<b>\$90,710</b>	<b>&lt;1%</b>
Education	\$4,494	<1%	\$3,724	<1%
Safe Schools	\$308,275	1%	\$86,987	<1%
<b>Health and Wellbeing</b>	<b>\$14,372,901</b>	<b>46%</b>	<b>\$14,433,498</b>	<b>39%</b>
General Health Services and Health Promotion	\$127,465	<1%	\$1,037,601	3%
HIV/AIDS	\$1,804,385	6%	\$1,322,317	4%
Mental Health, Substance Abuse, and Suicide Prevention	\$12,441,050	40%	\$12,073,581	32%
<b>Human Rights</b>	<b>\$5,732,078</b>	<b>18%</b>	<b>\$4,043,431</b>	<b>11%</b>
Advancing LGBTQI Protections	-	-	\$622,371	2%
Challenging Anti-LGBTQI Discrimination	\$127,100	<1%	\$276,344	1%
Gender Identity Rights	\$541,444	2%	\$553,209	1%
Human Rights (General/Other)	\$1,962,600	6%	\$936,807	3%
Intersex Rights	\$831,306	3%	\$623,431	2%
Migration and Refugee Issues	\$2,240,255	7%	\$636,374	2%
Sexual and Reproductive Health and Rights	\$29,373	<1%	\$394,895	1%
<b>Humanitarian Response</b>	<b>\$234,170</b>	<b>1%</b>	<b>\$190,616</b>	<b>1%</b>
Humanitarian Response	\$234,170	1%	\$190,616	1%
<b>Other Issues</b>	<b>\$22,500</b>	<b>&lt;1%</b>	<b>\$150,000</b>	<b>&lt;1%</b>
Philanthropy	\$22,500	<1%	\$150,000	<1%
<b>Strengthening Community, Families, and Visibility</b>	<b>\$8,354,515</b>	<b>27%</b>	<b>\$14,650,857</b>	<b>39%</b>
Community Building/Empowerment	\$6,163,503	20%	\$11,041,922	30%
Families	\$249,455	1%	\$372,384	1%
Religion	\$112,649	<1%	\$219,340	1%
Sports	\$665,215	2%	\$198,510	1%
Visibility	\$1,163,693	4%	\$2,818,701	8%
<b>Total</b>	<b>\$31,241,088</b>	<b>100%</b>	<b>\$37,426,229</b>	<b>100%</b>

**Strategies Addressed by LGBTI Funding for Western Europe**

Similarly, the 2021–2022 strategy/sub-strategy focus of LGBTI funding for the Western Europe region differed from trends in the Global South and East, with a much higher focus on Direct Service and a much lower amount of funding focused on Advocacy.

**CHART 27.7: WESTERN EUROPE LGBTI FUNDING**

STRATEGY ADDRESSED (2019–2022)

R —

Strategy	2019–2020		2021–2022	
Advocacy	\$5,795,751	19%	\$5,154,911	14%
Capacity Building and Training	\$1,397,461	4%	\$5,782,095	15%
Culture and Media	\$1,267,110	4%	\$3,307,226	9%
Direct Service	\$22,454,602	72%	\$22,566,727	60%
Multi/Other	\$14,212	<1%	-	-
Philanthropy and Fundraising	\$39,154	<1%	\$150,000	<1%
Research	\$272,798	1%	\$465,270	1%
<b>Total</b>	<b>\$31,241,088</b>	<b>100%</b>	<b>\$37,426,229</b>	<b>100%</b>



# Funding for International LGBTI Issues

**T**his geographic focus encompasses all funding that crosses country and regional boundaries and could include funding to promote LGBTI issues globally through advocacy to international bodies.

During 2021–2022, 62 foundations, corporations, intermediaries, donor governments, and multilateral agencies awarded 277 grants totaling nearly \$68 million for LGBTI issues with an international focus. Compared to the last reporting period, this geographic focus area increased in total grant amount (by more than double), number of grants (81 percent), and number of donors (with 22 additional donors).

In this report, funding focused on the full African or European continents is also categorized as international or multiregional because it encompasses multiple world regions in the report taxonomy. See Charts 4.4 and 4.5 for an exploration of these multiregional geographic focus areas.

## INTERNATIONALLY FOCUSED FUNDING (2021–2022)

NUMBER OF GRANTS

**374**

AVERAGE GRANT

**\$207,121**

MEDIAN GRANT

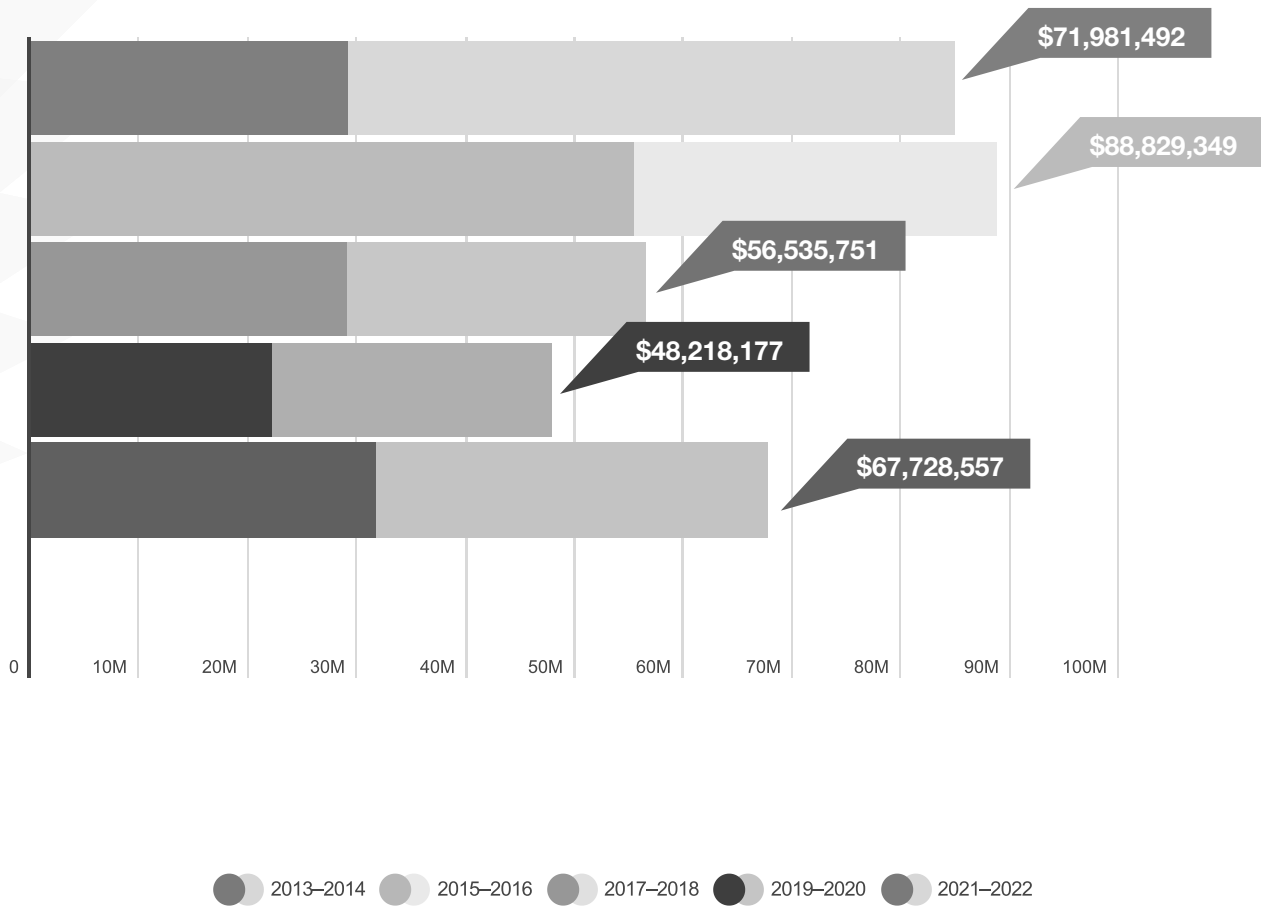
**\$50,000**

TOTAL FUNDING

**\$67.7 M**

CHART 28.1 INTERNATIONAL LGBTI FUNDING | YEAR (2013–2022)

R — US —



### Top Funders and Recipients

When funds awarded for regranting are included, nearly \$90 million was awarded to grants focused internationally. The top 10 funders awarded over \$61 million, accounting for 68 percent of all internationally focused LGBTI funding. Four of these top donors were governments. All of the top 10 donors were based in Western Europe or in the United States.

**CHART 28.2 INTERNATIONAL LGBTI FUNDING**

TOP 10 FUNDERS (2021–2022)<sup>78</sup>

	Funder Name	Total Amount
1	MacKenzie Scott	\$15,000,000
2	Wellspring Philanthropic Fund	\$11,427,000
3	Government of Sweden	\$6,623,807
4	Open Society Foundations	\$5,871,000
5	Government of the United Kingdom	\$4,843,243
6	Hivos <sup>79</sup>	\$3,919,099
7	Oak Foundation	\$3,764,016
8	Government of Finland	\$3,467,744
9	Government of the Netherlands	\$3,257,414
10	Elton John AIDS Foundation	\$3,177,330



<sup>78</sup> In contrast to other calculations in this report, all lists of top funders include funds awarded for the purpose of regranting to document the full amount of LGBTI funding flowing from (or through) each funder. The total funding for International Issues in 2021–2022, including regranting, comes to \$89,613,452.

<sup>79</sup> Hivos appears on the list as an intermediary donor, reflecting funds also reported by the original donor.

The top 10 grant recipients of LGBTI funding for internationally focused work received nearly \$38 million, or 56 percent of the total. Four of the top 10 grant recipients were based in Northern America (3 in the United States, 1 in Canada), and 6 were based in Western Europe. While the list below excludes known funds awarded for regranteeing, 8 of the top 10 grant recipients are also intermediary grantmakers. Nine of 10 are LGBTI-focused organizations.

**CHART 28.3: INTERNATIONAL LGBTI FUNDING**  
**TOP 10 GRANT RECIPIENTS (2021–2022)**

	<b>Grantee Name</b>	<b>Total Amount</b>	<b>Intermediary Grantmaker</b>	<b>LGBTI Organization</b>
1	Outright International	\$9,149,760	<input checked="" type="checkbox"/>	<input checked="" type="checkbox"/>
2	International Lesbian, Gay, Bisexual, Trans and Intersex Association (ILGA World)	\$5,699,695		<input checked="" type="checkbox"/>
3	Rainbow Railroad	\$5,551,087	<input checked="" type="checkbox"/>	<input checked="" type="checkbox"/>
4	International Lesbian, Gay, Bisexual, Trans and Intersex Association (ILGA) - Europe	\$3,223,614	<input checked="" type="checkbox"/>	<input checked="" type="checkbox"/>
5	Kaleidoscope Trust	\$2,869,355	<input checked="" type="checkbox"/>	<input checked="" type="checkbox"/>
6	Human Dignity Trust	\$2,798,028	<input checked="" type="checkbox"/>	<input checked="" type="checkbox"/>
7	Swedish Federation for Lesbian, Gay, Bisexual, Transgender and Queer Rights (RFSL)	\$2,669,616	<input checked="" type="checkbox"/>	<input checked="" type="checkbox"/>
8	Council for Global Equality	\$2,229,000		<input checked="" type="checkbox"/>
9	Frontline AIDS	\$1,957,863	<input checked="" type="checkbox"/>	
10	Williams Institute	\$1,550,000	<input checked="" type="checkbox"/>	<input checked="" type="checkbox"/>

R  US

NOTE: Anonymous grantees were awarded 84 grants totaling over \$1.4 million for internationally focused LGBTI issues during 2021–2022.<sup>80</sup>

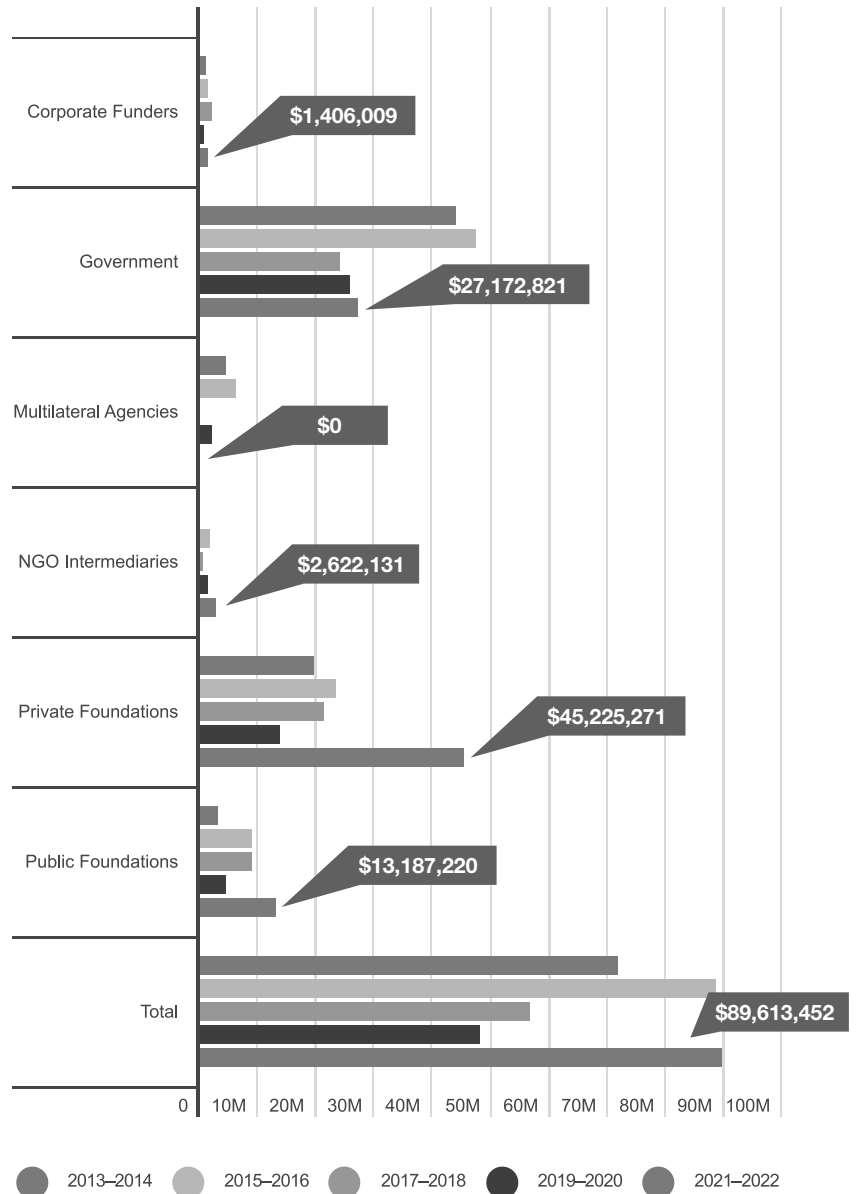
NOTE: The totals listed in this chart include the full amount of any multiyear grant awarded in calendar years 2021 or 2022. Many of the top recipients received grants awarded for a period of three years or more. As such, their totals listed may exceed their two-year operating revenue for 2021–2022.

<sup>80</sup> These grantees are anonymized either by the grantees themselves or the reporting donors out of concern for safety and security due to operating in hostile environments. As a result, this report cannot distinguish the number of grantees receiving these grants, and they are all included within the name Anonymous in the dataset. For this reason, the number of grantees is surely greater for each year than the numbers documented in this report.

## Sources of LGBTI Funding for International LGBTI Issues

During 2021–2022, private and public foundations awarded a combined 65 percent of the funding for Internationally-focused grantees, a major increase from 38 percent in the previous report. Governments showed the inverse change—awarding 30 percent in 2021–2022, decreased from 55 percent. NGO intermediaries stayed level at 3 percent, while corporate funding increased from 1 to 2 percent.

**CHART 28.4: INTERNATIONAL LGBTI FUNDING**  
DONOR TYPE (2013–2022)



## WHICH FUNDERS ARE MISSING FROM THIS REPORT?

This edition of the *Global Resources Report* includes 10 years of data—over 20,000 grants awarded by nearly 1,300 funding institutions, including foundations, intermediaries, corporations, donor government agencies, and multilateral agencies. However, as with any research effort, there are gaps in the available data.

As in previous editions of the report, several funders who are known to have awarded LGBTI grants did not report directly, and no other reliable public documentation of their grantmaking was available.

### Government and Multilateral Donors

This edition of the report does include grant data self-reported by the U.S. government and additional data accessed through the USAspending.gov database. However, this report maintains a notable gap in the lack of inclusion of the **Global Equality Fund** (GEF), a pooled fund focused on advancing LGBTI rights around the world, housed within the U.S. Department of State. The GEF receives contributions from the U.S. government and several other government agencies in Europe and Latin America, as well as from private foundations and corporations.<sup>81</sup>

The U.S. government and the Global Equality Fund provided data to the *Global Resources Report* for one year, 2014, which was included in the report's first edition. That year, the Global Equality Fund awarded \$7.6 million focused on LGBTI communities. The Global Equality Fund also reported \$10.9 million in grants awarded in 2015 through their public annual report released in 2016. No public report has been released in the following years.

Unless otherwise noted, when this report presents funding trend lines over time (2013–2022), the funding

---

<sup>81</sup> Global Equality Fund. U.S. Department of State <https://www.state.gov/global-equality-fund/>

totals document all data available, including the 2014 and 2015 funding from the U.S. government and the Global Equality Fund, as well as the self-reported funding from the U.S. government and additional publicly available data for 2021 and 2022.

Several additional governments previously included in the report did not share data for this edition: Austria, Belgium, Luxembourg, Malta, and Chile. In previous reports, across 10 years, these governments have reported a combined \$1.1 million. We are eager to include these and all donor governments in future reports.

## Foundations, Wealth Advisors, and Corporations

There are also several foundations that reported significant LGBTI grantmaking in previous cycles yet did not report grants awarded in 2021–2022. In many cases, this is due to multiyear funding cycles where a round of previously reported funding is still being disbursed. In some other cases, foundations shared that their funding was LGBTI-inclusive but not directly focused enough to meet the reporting requirements, or they could not adequately identify LGBTI-focused funding amounts within more general grantmaking. In this edition of the report, only two donors who previously reported over \$1 million are absent, having reported a combined \$5.3 million in the previous edition.

**World Bank** funds previously included in this report have been further clarified as outside of the *Global Resources Report* methodology and removed from the dataset.

The **Equality Without Borders Fund (EWB)** again shared their funding impact, reporting over \$5.2 million in grants during 2021 and 2022. EWB is an initiative that helps individual donors from multiple countries to support groups from around the world. The combined funding from these donors is not otherwise visible as a distinct entity within this report because these grants are either reported by each independent giving vehicle or included as anonymous funding

**Corporate foundations** are again largely absent from this edition of the report. Despite significant coordination of over 80 corporations across LGBTI+ business networks such as East Meets West,<sup>82</sup> Open for Business,<sup>83</sup> Out Leadership,<sup>84</sup> and Partnership for Global LGBTI Equality (PGLE),<sup>85</sup> only 13 corporate foundations participated in this report, with over half (57 percent) of their funding being HIV/AIDS-focused.

These challenges highlight the importance of grantmaker transparency, which must continue to be promoted as a best practice in the field of LGBTI grantmaking. With future network-building, advocacy, and increased reporting, future editions of this report will continue to expand our abilities to tell the story of the full ecosystem of LGBTI global funding with cohesive, nuanced, and detailed accuracy.

---

<sup>82</sup> <https://www.eastmeetswest.eu/>

<sup>83</sup> <https://open-for-business.org/>

<sup>84</sup> <https://outleadership.com/>

<sup>85</sup> <https://www.global-lgbti.org/>



## WHAT CHANGED IN THE 2021–2022 REPORT DEVELOPMENT

In developing this edition of the report, the research team took on significant evaluation and improvement efforts.

- Revision of the overall taxonomy used for coding and analyzing grants toward increased alignment with global LGBTI movements (applied retroactively across all years).

- Redesign of our method for assigning amounts to grants focused on multiple LGBTI populations (applied only to 2021–2022).

- Redesign of our method for assigning geographic focus, yielding improvements in the classification of grants at International, Multiregional, and/or Global South and East levels. In this overall review of the geographic taxonomy and in consultation with GPP member advisors, several countries' sub-regions were reassigned (applied retroactively across all years).

- Acceptance of a resubmission from one key donor who identified that a regional LGBTI-focused program had been missing from their previous grant submission.

- Removal of the World Bank from the full historical dataset after clarifying that their funding was outside this report's definition of grantmaking.

- Through review and evaluation of the 10-year dataset, a few corrections were identified, including one large grant that was reassessed to include funds awarded for regranting.

### **These changes result in shifts in the historic numbers presented in this report.**

Previously reported numbers have been revised due to corrections, clarifications, and reclassification, allowing us to more properly represent the data in alignment with our updated taxonomy and methodology.

The increasing scope, accuracy, and transparency of this report are key to ongoing efforts within philanthropy, civil society, and government and multilateral agencies to increase and improve global and regional LGBTI funding toward a more equitable and effective distribution of funds, resources more aligned with the needs of LGBTI communities, and defending and improving the human rights of all LGBTI people.

# Methodology

**T**he *2021–2022 Global Resources Report* analyzes data for grants awarded in calendar years 2021 and 2022 to support lesbian, gay, bisexual, transgender, and intersex (LGBTI) issues. This section provides an overview of the methodology used to document the complex global funding landscape for LGBTI issues today.<sup>86</sup>

---

<sup>86</sup> This methodology was developed in partnership with Funders for LGBTQ Issues, based on their U.S. domestic grant tracking report. In recent editions, these connected reports have diverged in elements of methods and taxonomy to best meet the needs of each research team and context. However, the research teams maintain close collaboration and coordination to ensure coherence across the domestic United States and global reports.

## DEFINING AN LGBTI GRANT

This report collects and analyzes data on grantmaking that specifically focuses on lesbian, gay, bisexual, transgender, and intersex issues<sup>87</sup> and includes two sets of grants: (1) grants awarded to organizations that primarily focus on LGBTI communities and (2) grants awarded to organizations that serve a larger audience and are directed to a project that specifically focuses on LGBTI communities.

The data does not include grants that are generally inclusive of LGBTI people unless they explicitly address an LGBTI issue or population. For example, a human rights organization receiving a grant to provide asylum services to marginalized refugees, open and welcoming of all refugees, including LGBTI people, would not be included in the data. If that same human rights organization received a grant to provide asylum services specifically supporting LGBTI refugees, it would be included.

In some cases, donors who track funding to multiple impacted populations have been able to identify a prorated percentage of a larger grant with a demonstrated LGBTI focus.

While both LGBTI-focused and LGBTI-inclusive grants can significantly impact LGBTI communities, LGBTI-focused grants are distinct in that, by definition, they work to proactively address the unique challenges, disparities, and rights abuses faced by LGBTI communities. It is also more feasible to attain a consistent and comprehensive picture of LGBTI-focused grants. In contrast, a dataset of LGBTI-inclusive grants would be difficult to map consistently and could misleadingly inflate the level of support for LGBTI communities.

## GRANT AWARDS AND DISBURSEMENTS

This report provides data on the calendar year of a grant award instead of the year(s) of grant disbursement. This means that for multiyear commitments, the full sum of the grant is counted in the calendar year in which it was awarded.

For example, a three-year grant for \$30,000 awarded in 2021 and disbursed in three annual payments of \$10,000 would be documented in this report as a \$30,000 grant in 2021 as opposed to \$10,000 grants in 2021, 2022, and 2023.

<sup>87</sup> Many grantmakers and civil society groups use alternate terms to name these populations, including SOGIGESC, which refers to Sexual Orientation, Gender Identity, Gender Expression, and Sex Characteristics.

## DATA SOURCES

The *Global Resources Report* grant database is developed predominantly through self-reporting, with participating grantmakers directly providing data on all LGBTI-related grants. When possible, grantmakers provide information on the grantee's name, mission, location, grant description, type of support, year, amount awarded for each individual grant, and other details.

Foundations based in the United States generally provide data to Funders for LGBTQ Issues, while Global Philanthropy Project generally collects data for foundations based outside of the United States and for all government and multilateral donors. Due to a shift in GPP's reporting timeline for this edition, Funders for LGBTQ Issues cooperated in enabling GPP to directly collect grant data from about 65 key U.S.-based foundations. We are extremely grateful for the flexibility and partnership of

Funders for LGBTQ Issues and these early-reporting donors in enabling this edition of the report. Additional grant data for this report was generously shared by Funders Concerned About AIDS (FCAA) and Prospera International Network of Women's Funds, each with the consent of their participating member funds.

Direct data submissions may also be supplemented by a review of official disclosure documents, annual reports, press releases, and online grant databases.

Funders for LGBTQ Issues' data collection method includes reviewing U.S. tax return form 990 for foundations and nonprofit institutions. Global Philanthropy Project utilizes additional datasets, including 360Giving GrantNav, Candid Foundation Maps, Charitydata.ca, USAspending.gov, and Yieldgiving.com.

## QUALITY CONTROL AND CODING

Once received, grants are reviewed by the research team to identify whether they include the required elements to be integrated into the dataset. Grants that fall outside the report's research parameters are eliminated. For example, a grant would be excluded if it was awarded outside the two calendar years of 2021–2022, if it did not have an explicit LGBTI focus, or if it did not include a financial grant amount. In some cases, additional information or clarification is requested from the submitting funder.

Once reviewed, the data analysis team codes the grants, drawing on information provided about the grantee and the grant description. When all grants have been coded, the analysis team performs a few additional reviews to ensure consistency and accuracy.

Preliminary findings are shared with key Global Philanthropy Project staff and with the report advisory committee for review and discussion—a key phase to identify emerging trends, gaps, and narrative opportunities and note findings that may call for further evaluation of the data.

## TYPES OF FUNDERS

The following types of funders are included in this report.

- **Private foundations:** Nongovernmental and/or nonprofit organizations or charitable trusts whose funding is typically endowed by a family or an individual donor or through the sale of corporate assets. Private foundations do not solicit funds from the public.

- **Public foundations:** Institutions set up to raise funds from the general public to award grants. Some public foundations also function as intermediary grantmakers, receiving funds from other foundations or development agencies to regrant those funds to civil society organizations and grassroots groups.

- **Intermediary organizations:** Nongovernmental (NGO) and/or civil society organizations (CSOs) operating a range of programs, including the regranting of funds received from foundations or development agencies to other (generally smaller) civil society organizations and grassroots groups

- **Corporate funders:** Foundations and grantmaking programs at for-profit organizations.

- **Governments:** Funding awarded by donor governments through a range of agencies and embassies. This report documents government funding focused on international development efforts to advance LGBTI rights and does not include governments' domestic funding.

- **Multilateral agencies:** Organizations formed by multiple countries for the purpose of joint funding or other types of cooperation.

- **Anonymous funders:** Foundations and funds seeking to maintain anonymity in their giving.<sup>88</sup>

In some analyses, similar donor types, such as donor government and multilateral agencies or public foundations and NGO intermediaries, are reported in a single category. In other cases, each donor type is separately reported to highlight the specific role of each.

Data from individual donors was not collected or reported unless the funding was awarded through a philanthropic entity, such as a private foundation or donor-advised fund housed at a public foundation.

## CURRENCIES

All figures are reported in U.S. dollars. When data was provided in another currency, grant amounts were converted to U.S. dollars based on the conversion rate at the midpoint of the year the grant was awarded.<sup>89</sup>

<sup>88</sup> In this edition of the report and retroactively, anonymous funders who are known to the analysts are now assigned to their known donor type category so that only those entirely anonymous are included in this category.

<sup>89</sup> Conversion rates were based on xrates.com or xe.com when currencies were not available through xrates.com. The conversion dates were June 30, 2021, and June 30, 2022.

## How Is Double-Counting Avoided?

This is one of the most common questions about the data in this report, reflecting awareness of the complexity and challenges of documenting the philanthropic ecosystem.

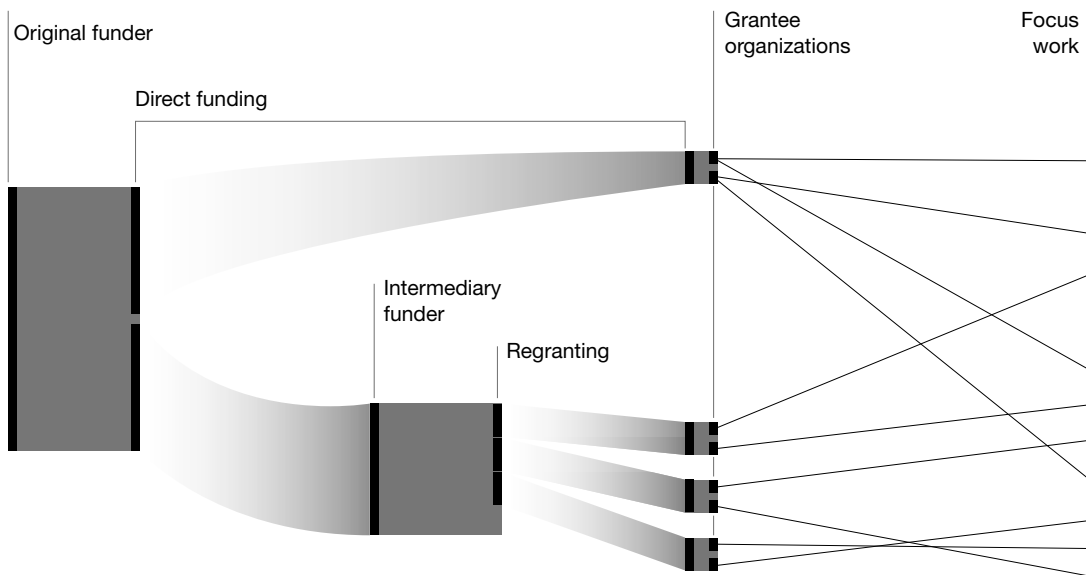
Global LGBTI funding streams encompass a complex network of intermediary “regranting” organizations that receive funds from donor governments and multilateral agencies and/or private foundations (these original funders are sometimes referred to as the “back donor”). They are entrusted to

use those resources to make smaller grants to grassroots organizations.<sup>90</sup>

This report tracks funds awarded for the purpose of regranting and eliminates double-counting where appropriate. Specifically, when there is data for both (1) a grant awarded to an intermediary for regranting and (2) the grants ultimately awarded by the intermediary, only the latter set of grants is included in most tabulations and charts.

There are a few exceptions, which are identified throughout the report when they occur. To accurately document the overall level of LGBTI funding provided by each grantmaker, regardless of whether those funds are provided in the form of direct grants or via an intermediary, all regranting funds are included in (1) top funder lists, (2) type of donor lists, and (3) the Appendix II list of LGBTI grantmakers by name.

## Funding Flow Models



<sup>90</sup> Learn more about intermediary grantmaking models: *The Road to Successful Partnerships: How Governments in the Global North Can Effectively Partner With Intermediary Organizations to Support LGBTI Communities in the Global South and East.* (2016). Global Philanthropy Project. <https://globalphilanthropyproject.org/2016/07/03/the-road-to-successful-partnerships/>

## DOCUMENTING THE MULTIPLICITIES OF LGBTI POPULATIONS

The grantees documented in this report often work at the forefront of emerging strategies and language to describe the nuance and complexities of LGBTI identities, including the possibilities for solidarity and mutual efforts between and within LGBTI movements and other populations. At the same time, similar to our method of documenting LGBTI-focused funding as opposed to funding that is LGBTI-inclusive, this report aims to document funding that is truly focused on specific LGBTI communities (subpopulations) based on sexual orientation, gender identity, and sex characteristics.

Historically, the methodology of this report required a less intersectional method of assigning LGBTI population focus, coding grants to only one “subpopulation” within the LGBTI acronym or relying on the “general LGBQ” code for broader-focus grants. In the case of grants identifying populations explicitly intersecting across sexual orientation, gender identity, and sex characteristics—such as “LBT women” or “trans and intersex”—a grant could, in some cases, be

coded to multiple subpopulations based on the grant and organization descriptions. In the case of especially large grants, the coding could be split into multiple subpopulations.

In preparation for the *2021–2022 Global Resources Report*, the research team developed a new methodology for assigning funds to grants with multiple sexual orientation, gender identity, and/or sex characteristic (SOGIESC, or LGBTI) populations. This solution resolves previous challenges accurately reflecting the authentic multiple-population focus of many grants. The research team established population funding splits based on the evaluation of prior year data and significant consultation. This new model has been applied to grants analyzed for 2021–2022 but has not yet been retroactively applied. As a result, we are sharing LGBTI population data for only the two current years to avoid highlighting changes over time that may be more indicative of a methodology change than a change in funding trends.

Distinct demographic information within the LGBTI community is separately coded, including age group, religious identities, socioeconomic group, and others.<sup>91</sup>

This report again includes funding data for a set of “spotlight” subpopulation groups within the LGBTI community: Children and Youth; Immigrants, Refugees, and Asylum Seekers; People of Faith; People Living with HIV or AIDS (PLWHA); and Sex Workers. For the first time, Survivors of Violence are included as a spotlight group in this report.

91 More detailed taxonomy information can be found in Appendix III.

## GRANTEE GEOGRAPHIC FOCUS

Throughout this report, funding is documented by geographic focus; for instance, funding focused on the Global South and East, the region of Sub-Saharan Africa, the sub-region of East Africa, or specific countries. Whenever “funding focus” is mentioned, *this indicates where the work is happening*. This may be different from the location of the grantee organization. For instance, in the Grantee Location charts for each world region, this report indicates the portion of grantees based outside the region in focus. These may be organizations in the Global North funded for specific programs in the Global South and East, regional or international organizations that have programs based in a different location than their central office, or other models of cross-border cooperation between civil society organizations.

## REGIONS AND SUB-REGIONS

This report’s grouping of countries into regions and sub-regions was developed based on a review of several similar taxonomies, including that of the United Nations and other international bodies, as well as existing philanthropic research such as that of the Foundation Center (Candid) and the Human Rights Funders Network.

In preparation for this edition of the report, the research team revised our method of assigning geographic focus, yielding improvements in the classification of grants at International, Multiregional, and/or Global South and East levels. In this overall review of the geographic taxonomy and consultation with GPP member advisors, some countries’ sub-regions were reassigned (applied retroactively across all years).

Additionally, for the first time, this report identifies territories as separate from countries in the full list of grant amounts at the country or territory level. It also includes countries and territories that did not receive any reported grant funding in Appendix I.





## TYPE OF SUPPORT

This report identifies each grant's "type of support," with options including general operating, program, capacity building, emergency funds, and "other." The "other" category includes a number of types which have received lower funding amounts and percentages: capital support (funds for purchasing, constructing, or renovating properties), matching funds, prizes/awards, scholarships/fellowships, seed funding, and sponsorships.

Each funding institution may use slightly different names and nuanced definitions for the types of support they offer. For instance, what this report refers to as general operating funds may be called "core support," while the category of program funding may be called "project funding."

When types of support were not self-reported by grantmakers, they were assigned categories (when possible) based on the grant description.

## STRATEGIES AND ISSUES

Strategies, sub-strategies, and issues and sub-issues were identified based on the grant descriptions. Both categories were updated significantly for this edition of the report. More detailed taxonomy information can be found in Appendix III.

Strategies included seven categories and 24 subcategories, while Issues were divided into eight categories with 31 subcategories.

## CONFIDENTIALITY

Due to numerous hostile and dangerous environments for LGBTI individuals and organizing around LGBTI issues, this report includes grantees and locations that have been anonymized or where the reporting funders have requested anonymity to ensure the confidentiality of grantees.

In some cases, funders have also requested to remain anonymous due to the sensitivity of their funding.

# Funding by Country or Territory of Focus

This appendix shows the amount of funding designated for LGBTI issues by the country or territory of focus during 2021–2022.

NOTE: This table excludes known funds awarded for regranting and funding awarded to multiple countries. It indicates funding focused on each country or territory, indicating where the work is happening. This may be different from the location of the grantee organization.

⊙ = Territory

GSE = Global South and East

GN = Global North



Country/Territory	Sub-region	World region	Global focus	2021-2022
ABC & SSS Islands (Dutch territory) ⊙	Caribbean	Latin America and the Caribbean	GSE	\$12,674
Afghanistan	Central Asia	Eastern Europe, Central Asia and Russia	GSE	\$392,862
Aland Islands ⊙	Western Europe	Western Europe	GN	\$0
Albania	Eastern Europe	Eastern Europe, Central Asia and Russia	GSE	\$347,741
Algeria	Middle East and North Africa	Middle East and North Africa	GSE	\$14,847
American Samoa ⊙	Oceania	Asia and Pacific	GSE	\$0
Andorra	Western Europe	Western Europe	GN	\$0
Angola	Southern Africa	Sub-Saharan Africa	GSE	\$47,000
Anguilla ⊙	Caribbean	Latin America and the Caribbean	GSE	\$0
Antigua and Barbuda	Caribbean	Latin America and The Caribbean	GSE	\$0
Argentina	South America	Latin America and The Caribbean	GSE	\$1,258,345
Armenia	Eastern Europe	Eastern Europe, Central Asia and Russia	GSE	\$2,212,766
Australia	Oceania	Asia and Pacific	GSE	\$1,119,906
Austria	Western Europe	Western Europe	GN	\$249,752
Azerbaijan	Eastern Europe	Eastern Europe, Central Asia and Russia	GSE	\$93,821
Bahamas	Caribbean	Latin America and The Caribbean	GSE	\$20,000
Bahrain	Middle East and North Africa	Middle East and North Africa	GSE	\$14,000
Bangladesh	South Asia	Asia and Pacific	GSE	\$3,374,905

Country/Territory	Sub-region	World region	Global focus	2021-2022
Barbados	Caribbean	Latin America and The Caribbean	GSE	\$93,968
Belarus	Eastern Europe	Eastern Europe, Central Asia and Russia	GSE	\$375,532
Belgium	Western Europe	Western Europe	GN	\$176,772
Belize	Central America and Mexico	Latin America and The Caribbean	GSE	\$293,296
Benin	West Africa	Sub-Saharan Africa	GSE	\$416,313
Bermuda ☉	Northern America	Northern America	GN	\$0
Bhutan	South Asia	Asia and Pacific	GSE	\$54,904
Bolivia	South America	Latin America and The Caribbean	GSE	\$345,055
Bosnia and Herzegovina	Eastern Europe	Eastern Europe, Central Asia and Russia	GSE	\$186,250
Botswana	Southern Africa	Sub-Saharan Africa	GSE	\$864,730
Bouvet Island ☉	South America	Latin America and the Caribbean	GSE	\$0
Brazil	South America	Latin America and The Caribbean	GSE	\$2,703,772
British Indian Ocean Territory ☉	East Africa	Sub-Saharan Africa	GSE	\$0
British Virgin Islands ☉	Caribbean	Latin America and the Caribbean	GSE	\$0
Brunei Darussalam	Southeast Asia	Asia and Pacific	GSE	\$0
Bulgaria	Eastern Europe	Eastern Europe, Central Asia and Russia	GSE	\$1,188,644
Burkina Faso	West Africa	Sub-Saharan Africa	GSE	\$1,709,982
Burundi	East Africa	Sub-Saharan Africa	GSE	\$351,817
Cabo Verde	West Africa	Sub-Saharan Africa	GSE	\$0
Cambodia	Central Africa	Sub-Saharan Africa	GSE	\$958,954
Cameroon	Northern America	Northern America	GN	\$469,534
Canada	West Africa	Sub-Saharan Africa	GSE	\$2,995,139
Cayman Islands ☉	Caribbean	Latin America and the Caribbean	GSE	\$0
Central African Republic	Central Africa	Sub-Saharan Africa	GSE	\$0
Chad	Central Africa	Sub-Saharan Africa	GSE	\$13,900
Chile	South America	Latin America and The Caribbean	GSE	\$1,061,093
China	East Asia	Asia and Pacific	GSE	\$2,231,024
Christmas Island ☉	Oceania	Asia and Pacific	GSE	\$0
Cocos (Keeling) Islands ☉	Oceania	Asia and Pacific	GSE	\$0
Colombia	South America	Latin America and The Caribbean	GSE	\$3,753,077
Comoros	East Africa	Sub-Saharan Africa	GSE	\$0
Congo	Central Africa	Sub-Saharan Africa	GSE	\$10,000
Cook Islands ☉	Oceania	Asia and Pacific	GSE	\$15,000
Costa Rica	Central America and Mexico	Latin America and The Caribbean	GSE	\$554,341
Croatia	Eastern Europe	Eastern Europe, Central Asia and Russia	GSE	\$1,588,458
Cuba	Caribbean	Latin America and The Caribbean	GSE	\$70,008
Cyprus	Western Europe	Western Europe	GN	\$25,000
Czech Republic	Eastern Europe	Eastern Europe, Central Asia and Russia	GSE	\$509,665
Democratic Republic of the Congo	Central Africa	Sub-Saharan Africa	GSE	\$7,107,950
Denmark	Western Europe	Western Europe	GN	\$25,360
Djibouti	East Africa	Sub-Saharan Africa	GSE	\$21,267
Dominica	Caribbean	Latin America and The Caribbean	GSE	\$0

Country/Territory	Sub-region	World region	Global focus	2021-2022
Dominican Republic	Caribbean	Latin America and The Caribbean	GSE	\$970,967
Ecuador	South America	Latin America and The Caribbean	GSE	\$1,162,338
Egypt	Middle East and North Africa	Middle East and North Africa	GSE	\$147,916
El Salvador	Central America and Mexico	Latin America and The Caribbean	GSE	\$2,321,725
Equatorial Guinea	Central Africa	Sub-Saharan Africa	GSE	\$83,960
Eritrea	East Africa	Sub-Saharan Africa	GSE	\$0
Estonia	Eastern Europe	Eastern Europe, Central Asia and Russia	GSE	\$209,459
Eswatini	Southern Africa	Sub-Saharan Africa	GSE	\$181,126
Ethiopia	East Africa	Sub-Saharan Africa	GSE	\$447,087
Falkland Islands (Malvinas) ②	South America	Latin America and the Caribbean	GSE	\$0
Faroe Islands ②	Western Europe	Western Europe	GN	\$0
Fiji	Oceania	Asia and Pacific	GSE	\$369,831
Finland	Western Europe	Western Europe	GN	\$16,000
France	Western Europe	Western Europe	GN	\$527,207
French Guiana ②	South America	Latin America and the Caribbean	GSE	\$800
French Polynesia ②	Oceania	Asia and Pacific	GSE	\$0
French Southern Territories ②	East Africa	Sub-Saharan Africa	GSE	\$0
Gabon	Central Africa	Sub-Saharan Africa	GSE	\$0
Gambia	West Africa	Sub-Saharan Africa	GSE	\$17,217
Georgia	Eastern Europe	Eastern Europe, Central Asia and Russia	GSE	\$1,156,521
Germany	Western Europe	Western Europe	GN	\$1,276,579
Ghana	West Africa	Sub-Saharan Africa	GSE	\$3,221,228
Gibraltar ②	Western Europe	Western Europe	GN	\$0
Greece	Western Europe	Western Europe	GN	\$237,099
Greenland ②	Northern America	Northern America	GN	\$0
Grenada	Caribbean	Latin America and The Caribbean	GSE	\$0
Guadeloupe ②	Caribbean	Latin America and the Caribbean	GSE	\$0
Guam ②	Oceania	Asia and Pacific	GSE	\$0
Guatemala	Central America and Mexico	Latin America and The Caribbean	GSE	\$1,320,745
Guernsey ②	Western Europe	Western Europe	GN	\$0
Guinea	West Africa	Sub-Saharan Africa	GSE	\$10,079
Guinea-Bissau	West Africa	Sub-Saharan Africa	GSE	\$0
Guyana	South America	Latin America and The Caribbean	GSE	\$409,494
Haiti	Caribbean	Latin America and The Caribbean	GSE	\$440,517
Heard Island and McDonald Islands ②	Oceania	Asia and Pacific	GSE	\$0
Holy See - Vatican ②	Western Europe	Western Europe	GN	\$0
Honduras	Central America and Mexico	Latin America and The Caribbean	GSE	\$1,774,600
Hong Kong ②	East Asia	Asia and Pacific	GSE	\$67,328
Hungary	Eastern Europe	Eastern Europe, Central Asia and Russia	GSE	\$866,780
Iceland	Western Europe	Western Europe	GN	\$12,000
India	South Asia	Asia and Pacific	GSE	\$2,346,761
Indonesia	Southeast Asia	Asia and Pacific	GSE	\$1,468,975
Iran	Middle East and North Africa	Middle East and North Africa	GSE	\$193,869

Country/Territory	Sub-region	World region	Global focus	2021-2022
Iraq	Middle East and North Africa	Middle East and North Africa	GSE	\$525,119
Ireland	Western Europe	Western Europe	GN	\$524,710
Isle of Man ©	Western Europe	Western Europe	GN	\$0
Israel	Middle East and North Africa	Middle East and North Africa	GSE	\$607,626
Italy	Western Europe	Western Europe	GN	\$493,373
Ivory Coast	West Africa	Sub-Saharan Africa	GSE	\$267,369
Jamaica	Caribbean	Latin America and The Caribbean	GSE	\$5,454,993
Japan	East Asia	Asia and Pacific	GSE	\$877,472
Jersey ©	Western Europe	Western Europe	GN	\$0
Jordan	Middle East and North Africa	Middle East and North Africa	GSE	\$265,391
Kazakhstan	Central Asia	Eastern Europe, Central Asia and Russia	GSE	\$675,732
Kenya	East Africa	Sub-Saharan Africa	GSE	\$12,284,638
Kiribati	Oceania	Asia and Pacific	GSE	\$32,607
Kosovo	Eastern Europe	Eastern Europe, Central Asia and Russia	GSE	\$149,386
Kuwait	Middle East and North Africa	Middle East and North Africa	GSE	\$0
Kyrgyzstan	Central Asia	Eastern Europe, Central Asia and Russia	GSE	\$1,014,182
La Réunion ©	East Africa	Sub-Saharan Africa	GSE	\$0
Laos	Southeast Asia	Asia and Pacific	GSE	\$39,080
Latvia	Eastern Europe	Eastern Europe, Central Asia and Russia	GSE	\$508,596
Lebanon	Middle East and North Africa	Middle East and North Africa	GSE	\$4,256,082
Lesotho	Southern Africa	Sub-Saharan Africa	GSE	\$73,153
Liberia	West Africa	Sub-Saharan Africa	GSE	\$2,159,813
Libya	Middle East and North Africa	Middle East and North Africa	GSE	\$14,842
Liechtenstein	Western Europe	Western Europe	GN	\$0
Lithuania	Eastern Europe	Eastern Europe, Central Asia and Russia	GSE	\$377,903
Luxembourg	Western Europe	Western Europe	GN	\$0
Macau (China, Special administrative region) ©	East Asia	Asia and Pacific	GSE	\$0
Madagascar	Southern Africa	Sub-Saharan Africa	GSE	\$10,000
Malawi	East Africa	Sub-Saharan Africa	GSE	\$501,517
Malaysia	Southeast Asia	Asia and Pacific	GSE	\$244,768
Maldives	South Asia	Asia and Pacific	GSE	\$0
Mali	West Africa	Sub-Saharan Africa	GSE	\$474,248
Malta	Western Europe	Western Europe	GN	\$0
Marshall Islands	Oceania	Asia and Pacific	GSE	\$0
Martinique ©	Caribbean	Latin America and the Caribbean	GSE	\$6,774
Mauritania	Middle East and North Africa	Middle East and North Africa	GSE	\$6,270
Mauritius	East Africa	Sub-Saharan Africa	GSE	\$246,200
Mayotte ©	East Africa	Sub-Saharan Africa	GSE	\$0
Mexico	Central America and Mexico	Latin America and The Caribbean	GSE	\$2,792,356
Micronesia	Oceania	Asia and Pacific	GSE	\$0
Moldova	Eastern Europe	Eastern Europe, Central Asia and Russia	GSE	\$574,204
Monaco	Western Europe	Western Europe	GN	\$0
Mongolia	East Asia	Asia and Pacific	GSE	\$129,122

Country/Territory	Sub-region	World region	Global focus	2021-2022
Montenegro	Eastern Europe	Eastern Europe, Central Asia and Russia	GSE	\$207,349
Montserrat ☉	Caribbean	Latin America and the Caribbean	GSE	\$0
Morocco	Middle East and North Africa	Middle East and North Africa	GSE	\$551,249
Mozambique	East Africa	Sub-Saharan Africa	GSE	\$47,179
Myanmar	Southeast Asia	Asia and Pacific	GSE	\$1,732,541
Namibia	Southern Africa	Sub-Saharan Africa	GSE	\$400,999
Nauru	Oceania	Asia and Pacific	GSE	\$0
Nepal	South Asia	Asia and Pacific	GSE	\$1,019,369
Netherlands	Western Europe	Western Europe	GN	\$264,881
New Caledonia ☉	Oceania	Asia and Pacific	GSE	\$0
New Zealand	Oceania	Asia and Pacific	GSE	\$1,125,186
Nicaragua	Central America and Mexico	Latin America and The Caribbean	GSE	\$222,651
Niger	West Africa	Sub-Saharan Africa	GSE	\$2,355
Nigeria	West Africa	Sub-Saharan Africa	GSE	\$3,312,784
Niue ☉	Oceania	Asia and Pacific	GSE	\$0
Norfolk Island ☉	Oceania	Asia and Pacific	GSE	\$0
North Korea	East Asia	Asia and Pacific	GSE	\$0
North Macedonia	Eastern Europe	Eastern Europe, Central Asia and Russia	GSE	\$372,683
Northern Mariana Islands ☉	Oceania	Asia and Pacific	GSE	\$0
Norway	Western Europe	Western Europe	GN	\$0
Oman	Middle East and North Africa	Middle East and North Africa	GSE	\$2,500
Pakistan	South Asia	Asia and Pacific	GSE	\$1,085,838
Palau	Oceania	Asia and Pacific	GSE	\$0
Panama	Central America and Mexico	Latin America and The Caribbean	GSE	\$304,755
Papua New Guinea	Oceania	Asia and Pacific	GSE	\$8,620
Paraguay	South America	Latin America and The Caribbean	GSE	\$641,806
Peru	South America	Latin America and The Caribbean	GSE	\$1,506,396
Philippines	Southeast Asia	Asia and Pacific	GSE	\$1,653,282
Pitcairn ☉	Oceania	Asia and Pacific	GSE	\$0
Poland	Eastern Europe	Eastern Europe, Central Asia and Russia	GSE	\$2,547,555
Portugal	Western Europe	Western Europe	GN	\$174,488
Puerto Rico <sup>92</sup> ☉	Caribbean	Latin America and the Caribbean	GSE	\$0
Qatar	Middle East and North Africa	Middle East and North Africa	GSE	\$0
Republic of the Congo	Central Africa	Sub-Saharan Africa	GSE	\$326,348
Romania	Eastern Europe	Eastern Europe, Central Asia and Russia	GSE	\$3,000,042
Russia	Russia	Eastern Europe, Central Asia and Russia	GSE	\$1,727,927
Rwanda	East Africa	Sub-Saharan Africa	GSE	\$703,590
Saint Barthelemy ☉				\$0
Saint Helena ☉	West Africa	Sub-Saharan Africa	GSE	\$0
Saint Kitts and Nevis	Caribbean	Latin America and The Caribbean	GSE	\$10,000
Saint Lucia	Caribbean	Latin America and The Caribbean	GSE	\$246,993
Saint Martin (French part) ☉	Caribbean	Latin America and the Caribbean	GSE	\$0

92 The *Global Resources Report* historically has not documented specific funding to Puerto Rico because these grants are included in the U.S. domestic tracking report.

Country/Territory	Sub-region	World region	Global focus	2021-2022
Saint Vincent and the Grenadines	Caribbean	Latin America and The Caribbean	GSE	\$0
Samoa	Oceania	Asia and Pacific	GSE	\$0
San Marino	Western Europe	Western Europe	GN	\$0
Sao Tome and Principe	Central Africa	Sub-Saharan Africa	GSE	\$0
Sark ☉	Western Europe	Western Europe	GN	\$0
Saudi Arabia	Middle East and North Africa	Middle East and North Africa	GSE	\$3,574
Senegal	West Africa	Sub-Saharan Africa	GSE	\$185,814
Serbia	Eastern Europe	Eastern Europe, Central Asia and Russia	GSE	\$1,226,092
Seychelles	East Africa	Sub-Saharan Africa	GSE	\$6,988
Sierra Leone	West Africa	Sub-Saharan Africa	GSE	\$61,685
Singapore	Southeast Asia	Asia and Pacific	GSE	\$140,745
Slovakia	Eastern Europe	Eastern Europe, Central Asia and Russia	GSE	\$178,938
Slovenia	Eastern Europe	Eastern Europe, Central Asia and Russia	GSE	\$385,367
Solomon Islands	Oceania	Asia and Pacific	GSE	\$0
Somalia	East Africa	Sub-Saharan Africa	GSE	\$34,600
South Africa	Southern Africa	Sub-Saharan Africa	GSE	\$6,371,902
South Georgia and the South Sandwich Islands ☉	South America	Latin America and the Caribbean	GSE	\$0
South Korea	East Asia	Asia and Pacific	GSE	\$388,000
South Sudan	East Africa	Sub-Saharan Africa	GSE	\$145,500
Spain	Western Europe	Western Europe	GN	\$198,697
Sri Lanka	South Asia	Asia and Pacific	GSE	\$640,960
St Pierre and Miquelon ☉	Northern America	Northern America	GN	\$0
Sudan	Middle East and North Africa	Middle East and North Africa	GSE	\$338,612
Suriname	South America	Latin America and The Caribbean	GSE	\$44,474
Svalbard and Jan Mayen Islands ☉	Western Europe	Western Europe	GN	\$0
Sweden	Western Europe	Western Europe	GN	\$361,300
Switzerland	Western Europe	Western Europe	GN	\$311,303
Syria	Middle East and North Africa	Middle East and North Africa	GSE	\$115,032
Taiwan	East Asia	Asia and Pacific	GSE	\$593,268
Tajikistan	Central Asia	Eastern Europe, Central Asia and Russia	GSE	\$258,957
Tanzania	East Africa	Sub-Saharan Africa	GSE	\$1,241,707
Thailand	Southeast Asia	Asia and Pacific	GSE	\$2,034,142
Tibet (autonomous region) ☉	East Asia	Asia and Pacific	GSE	\$0
Timor-Leste	Southeast Asia	Asia and Pacific	GSE	\$336,829
Togo	West Africa	Sub-Saharan Africa	GSE	\$404,377
Tokelau ☉	Oceania	Asia and Pacific	GSE	\$0
Tonga	Oceania	Asia and Pacific	GSE	\$93,815
Trinidad and Tobago	Caribbean	Latin America and The Caribbean	GSE	\$561,810
Tunisia	Middle East and North Africa	Middle East and North Africa	GSE	\$699,803
Turkey	Middle East and North Africa	Middle East and North Africa	GSE	\$2,252,129
Turkmenistan	Central Asia	Eastern Europe, Central Asia and Russia	GSE	\$7,310
Turks and Caicos Islands ☉	Caribbean	Latin America and the Caribbean	GSE	\$0
Tuvalu	Oceania	Asia and Pacific	GSE	\$0
Uganda	East Africa	Sub-Saharan Africa	GSE	\$8,169,778

Country/Territory	Sub-region	World region	Global focus	2021-2022
Ukraine	Eastern Europe	Eastern Europe, Central Asia and Russia	GSE	\$7,809,048
United Arab Emirates	Middle East and North Africa	Middle East and North Africa	GSE	\$0
United Kingdom	Western Europe	Western Europe	GN	\$32,309,003
United States Minor Outlying Islands ☉	Oceania	Asia and Pacific	GSE	\$0
United States of America	Northern America	Northern America	GN	\$509,618,830
United States Virgin Islands ☉	Caribbean	Latin America and the Caribbean	GSE	\$0
Uruguay	South America	Latin America and The Caribbean	GSE	\$930,100
Uzbekistan	Central Asia	Eastern Europe, Central Asia and Russia	GSE	\$118,912
Vanuatu	Oceania	Asia and Pacific	GSE	\$84,298
Venezuela	South America	Latin America and The Caribbean	GSE	\$324,214
Vietnam	Southeast Asia	Asia and Pacific	GSE	\$1,378,292
Wallis and Futuna Islands ☉	Oceania	Asia and Pacific	GSE	\$0
West Bank & Gaza Strip (Palestinian Territories) ☉	Middle East and North Africa	Middle East and North Africa	GSE	\$932,242
Western Sahara ☉	Middle East and North Africa	Middle East and North Africa	GSE	\$0
Yemen	Middle East and North Africa	Middle East and North Africa	GSE	\$119,100
Zambia	East Africa	Sub-Saharan Africa	GSE	\$508,266
Zimbabwe	East Africa	Sub-Saharan Africa	GSE	\$525,735



## 2021–2022 List of LGBTI Grantmakers

This appendix lists the 264 funders included in this report and the amount of funding provided for LGBTI issues in 2021–2022, excluding funding focused on the United States.

To explore the grantmaking totals of U.S.-based grantmaking funding in the United States, consult Funders for LGBTQ Issues' annual *Tracking Report: Lesbian, Gay, Bisexual, Transgender, and Queer Grantmaking by US Foundations*.



DONOR NAME	DIRECT GRANTS	REGRANTING	GRAND TOTAL	# OF GRANTS
10GM	\$24,019		\$24,019	1
A B Charitable Trust	\$24,320		\$24,320	1
Access Now	\$75,489		\$75,489	5
Adobe Foundation	\$1,000,000		\$1,000,000	1
African Women's Development Fund	\$1,155,696		\$1,155,696	16
AIDS Fondet	\$153,933		\$153,933	2
All Out Action Fund Inc.	\$726,875		\$726,875	80
Allen Lane Foundation	\$8,974		\$8,974	1
Alliance for Gender Equality in Europe	\$35,445		\$35,445	1
America for Bulgaria Foundation	\$202,580		\$202,580	1
American Jewish World Service	\$3,879,150	\$88,000	\$3,967,150	146
Amerisourcebergen Foundation	\$10,000		\$10,000	1
amfAR, Foundation for AIDS Research	\$379,833		\$379,833	7
AmplifyChange	\$2,871,182	\$1,325,425	\$4,196,607	4
Anita May Rosenstein Foundation	\$50,000		\$50,000	1
Anonymous Donors	\$1,522,523		\$1,522,523	38
APCOM	\$2,288,980		\$2,288,980	7
Arcus Foundation	\$10,313,862	\$3,720,000	\$14,033,862	60
Astraea Lesbian Foundation for Justice	\$9,101,284		\$9,101,284	444
Aurora Foundation	\$210,704		\$210,704	27
Australian Communities Foundation	\$127,846		\$127,846	35
Baring Foundation	\$1,453,365	\$510,723	\$1,964,088	9
Barrow Cadbury Trust	\$143,398	\$36,480	\$179,878	5
BBC Children in Need	\$1,367,333		\$1,367,333	14
Bedfordshire and Luton Community Foundation	\$82,979		\$82,979	3
Black Feminist Fund	\$3,712,680		\$3,712,680	10

DONOR NAME	DIRECT GRANTS	REGRANTING	GRAND TOTAL	# OF GRANTS
Blagrave Trust	\$103,549		\$103,549	1
Bristol Myers Squibb	\$12,907		\$12,907	4
Broadway Cares/Equity Fights AIDS	\$10,000		\$10,000	1
Bulgarian Fund for Women	\$16,158		\$16,158	5
Calala Women's Fund	\$56,993		\$56,993	14
Calamus Foundation (Delaware)		\$394,000	\$394,000	1
Calgary Chinook Fund	\$46,702		\$46,702	5
Cambridgeshire Community Foundation	\$6,826		\$6,826	1
Camden Giving	\$10,623		\$10,623	2
Center for Disaster Philanthropy	\$1,840,064		\$1,840,064	6
Channel Foundation	\$72,000	\$18,000	\$90,000	1
Charities Aid Foundation of America	\$29,684		\$29,684	10
Charity of Sir Richard Whittington	\$245,259		\$245,259	2
Cheshire Community Foundation	\$32,041		\$32,041	4
Chicago Community Trust	\$10,000		\$10,000	1
Choose Love, Inc.	\$200,000		\$200,000	1
City Bridge Trust	\$679,108		\$679,108	4
Clothworkers Foundation	\$86,303		\$86,303	5
Co-operative Group	\$27,398		\$27,398	12
Coalfields Regeneration Trust	\$13,751		\$13,751	1
COC Netherlands	\$247,128		\$247,128	6
Comic Relief	\$574,915		\$574,915	6
Community Foundation - Tyne & Wear and Northumberland	\$31,997		\$31,997	7
Community Foundation for Calderdale	\$54,460		\$54,460	10
Community Foundation for Surrey	\$13,807		\$13,807	1
Community Foundation in Wales	\$10,686		\$10,686	3
Community Foundation Sonoma County	\$1,000		\$1,000	1
Community Foundations for Lancashire & Merseyside	\$51,035		\$51,035	9
Conrad N. Hilton Foundation	\$15,000		\$15,000	1
Consortium of Lesbian, Gay, Bisexual and Transgender Voluntary and Community Organisations (UK)	\$815,916		\$815,916	107
Corra Foundation	\$9,896		\$9,896	2
County Durham Community Foundation	\$14,154		\$14,154	4
Crowdfunder	\$3,918		\$3,918	1
Cumbria Community Foundation	\$13,807		\$13,807	2
Daiwa Anglo-Japanese Foundation	\$4,142		\$4,142	1
David Bohnett Foundation	\$2,500		\$2,500	1
De Trut Foundation	\$43,041		\$43,041	14
Devon Community Foundation	\$16,460		\$16,460	2
Diakonia	\$832,608		\$832,608	5
Disability Rights Advocacy Fund	\$133,100		\$133,100	7
Doria Feminist Fund	\$10,000		\$10,000	2
Dorset Community Foundation	\$2,432		\$2,432	1
Dreilinden	\$4,896,066	\$494,212	\$5,390,278	67

DONOR NAME	DIRECT GRANTS	REGRANTING	GRAND TOTAL	# OF GRANTS
EEA and Norway Grants (Iceland, Liechtenstein and Norway)	\$4,103,152		\$4,103,152	32
Égides - Alliance internationale francophone pour l'égalité et les diversités	\$313,767		\$313,767	13
EL*C - EuroCentralAsian Lesbian* Community	\$62,783		\$62,783	13
ELAS + (Social Investment Fund)	\$543,412		\$543,412	56
Elton John AIDS Foundation	\$5,527,956		\$5,527,956	12
EMpower - The Emerging Markets Foundation	\$78,000		\$78,000	3
Equality Fund	\$623,152	\$944,723	\$1,567,874	6
Equitas	\$2,159,301		\$2,159,301	8
Esmée Fairbairn Foundation	\$1,518,402		\$1,518,402	6
Essex Community Foundation	\$85,253		\$85,253	7
European Union	\$2,445,538		\$2,445,538	9
Fay Fuller Foundation	\$169,153	\$14,399	\$183,552	3
Feminist Fund (Fundusz Feministyczny)	\$39,669		\$39,669	9
Fiji Women's Fund	\$2,339		\$2,339	1
filia.die frauenstiftung	\$154,841		\$154,841	5
Fondo Alquimia	\$240,437		\$240,437	72
Fondo Centroamericano de Mujeres (FCAM)	\$982,787		\$982,787	75
Fondo de Mujeres Bolivia Apathapi Jopueti	\$21,917		\$21,917	12
Fondo De Mujeres Del Sur	\$956,667		\$956,667	117
Fondo para el Desarrollo de la Mujer Colombiana - Fondo Lunaria Mujer	\$126,201		\$126,201	74
Fondo Semillas	\$603,191		\$603,191	23
Ford Foundation	\$1,628,000		\$1,628,000	8
Fore, The	\$62,129		\$62,129	2
Forever Manchester	\$4,785		\$4,785	4
Foundation for a Just Society	\$5,625,000	\$1,154,000	\$6,779,000	37
Foundation North	\$524,667		\$524,667	18
Foundation Scotland	\$20,038		\$20,038	5
Frameline Completion Fund	\$5,000		\$5,000	1
Freedom House (Dignity for All: LGBTQI+ Assistance Program)	\$3,471,170		\$3,471,170	689
FRI – Norwegian Organisation for Sexual and Gender Diversity	\$3,254,290		\$3,254,290	10
FRIDA   The Young Feminist Fund	\$450,000		\$450,000	47
Front Line Defenders	\$421,708		\$421,708	199
Frontline AIDS	\$463,915		\$463,915	60
Fund For Global Human Rights	\$660,200		\$660,200	34
Fundo Brasil de Direitos Humanos	\$151,834		\$151,834	21
Garfield Weston Foundation	\$361,633		\$361,633	11
Gates Foundation, Bill and Melinda	\$100,000		\$100,000	1
Gilead Sciences	\$1,416,517		\$1,416,517	33
GiveOut	\$1,122,329	\$17,157	\$1,139,486	68
GiveOUT Australia	\$163,159		\$163,159	162

DONOR NAME	DIRECT GRANTS	REGRANTING	GRAND TOTAL	# OF GRANTS
Global Fund for Children	\$212,460		\$212,460	11
Global Fund for Community Foundations	\$55,000		\$55,000	1
Global Fund for Women	\$1,348,000		\$1,348,000	39
GlobalGiving	\$75,500		\$75,500	5
Goldman Sachs Charitable Gift Fund	\$31,000		\$31,000	1
Government of Australia	\$1,561,235		\$1,561,235	5
Government of Canada	\$22,781,183	\$314,152	\$23,095,336	91
Government of Denmark	\$2,796,981	\$3,001,850	\$5,798,831	23
Government of Finland	\$2,758,836	\$1,765,668	\$4,524,504	12
Government of France	\$2,407,963		\$2,407,963	7
Government of Germany	\$8,804,343	\$243,451	\$9,047,794	104
Government of Italy	\$2,124,545	\$222,809	\$2,347,354	4
Government of New Zealand	\$652,906		\$652,906	5
Government of Norway	\$1,116,372	\$4,113,290	\$5,229,662	11
Government of Sweden	\$19,193,266	\$1,594,270	\$20,787,536	20
Government of the Netherlands	\$33,942,971	\$22,916,569	\$56,859,540	96
Government of the United Kingdom	\$5,768,586	\$997,126	\$6,765,712	17
Government of the United States	\$18,698,507	\$9,600,000	\$28,298,507	124
Grocers' Charity	\$5,523		\$5,523	1
Hannchen-Mehrzweck-Stiftung	\$132,678		\$132,678	50
Harpur Trust	\$24,469		\$24,469	1
Harry & Masie Mastro Foundation	\$157,500	\$157,732	\$315,232	8
Heart Of England Community Foundation	\$2,071		\$2,071	1
Heinrich Böll Stiftung	\$1,164,279		\$1,164,279	65
Henry Smith Charity	\$2,292,144		\$2,292,144	15
HER Fund	\$42,328		\$42,328	8
Herefordshire Community Foundation	\$1,824		\$1,824	1
Hil Foundation	\$82,361		\$82,361	3
Hirschfeld Eddy Foundation / LSVD	\$261,336		\$261,336	14
Hivos	\$22,832,259		\$22,832,259	211
Horizons Foundation	\$1,622,720	\$357,000	\$1,979,720	64
ifa (Institut für Auslandsbeziehungen)	\$103,595		\$103,595	14
Indigo Trust	\$114,089		\$114,089	3
Innox Foundation	\$34,516		\$34,516	1
International Lesbian, Gay, Bisexual, Trans and Intersex Association (ILGA) - Europe	\$1,499,664		\$1,499,664	116
International Trans Fund	\$2,326,000		\$2,326,000	104
International Planned Parenthood Federation (IPPF)	\$641,163		\$641,163	22
ISDAO - Initiative Sankofa d'Afrique de l'Ouest	\$2,625,538		\$2,625,538	192
Jewish Community Federation of San Francisco, the Peninsula, Marin and Sonoma	\$15,000		\$15,000	1
John Ellerman Foundation	\$130,773		\$130,773	1
John Lyon's Charity	\$114,769		\$114,769	1

DONOR NAME	DIRECT GRANTS	REGRANTING	GRAND TOTAL	# OF GRANTS
John Moores Foundation	\$24,447		\$24,447	2
Johnson Family Foundation	\$25,000		\$25,000	1
Joseph Rowntree Charitable Trust	\$103,549		\$103,549	1
Joseph Rowntree Housing Trust	\$8,439		\$8,439	1
JP Morgan Chase	\$125,000		\$125,000	2
Kaleidoscope Trust	\$945,536		\$945,536	60
King Baudouin Foundation	\$25,000		\$25,000	1
KIOS Foundation	\$584,154		\$584,154	7
KM Hunter Charitable Foundation	\$102,240	\$19,349	\$121,588	11
Kosovar Civil Society Foundation	\$3,491		\$3,491	1
Leeds Community Foundation	\$58,876		\$58,876	10
Levi Strauss Foundation	\$150,000		\$150,000	2
LGBT Purge Fund	\$715,200		\$715,200	12
LGBT+ Denmark	\$3,409,052		\$3,409,052	8
Liberty Hill Foundation	\$3,000		\$3,000	2
Libra Foundation	\$250,000		\$250,000	2
Lloyds Bank Foundation for England and Wales	\$63,536		\$63,536	2
London Community Foundation	\$25,353		\$25,353	2
Luminate	\$1,230,000		\$1,230,000	3
M.A.C. AIDS Fund	\$607,482		\$607,482	23
Macc	\$340		\$340	1
MacKenzie Scott	\$11,100,000	\$18,400,000	\$29,500,000	6
Mama Cash	\$2,571,777		\$2,571,777	79
Masonic Charitable Foundation	\$53,845		\$53,845	2
Mediterranean Women's Fund	\$22,171		\$22,171	4
Mindset Venture	\$374,888		\$374,888	4
Minneapolis Foundation	\$11,000		\$11,000	2
Mongolian Women's Fund	\$24,002		\$24,002	6
National Emergencies Trust	\$923,025		\$923,025	1
National Lottery Community Fund	\$16,029,671		\$16,029,671	243
National Lottery Heritage Fund	\$476,901		\$476,901	10
Nebula Fund	\$1,147,520		\$1,147,520	15
New York Community Trust	\$5,000		\$5,000	1
Nikau Foundation	\$11,128		\$11,128	2
Northamptonshire Community Foundation	\$3,636		\$3,636	1
Norwegian Helsinki Committee	\$988,653		\$988,653	n/a
Norwegian Human Rights Fund	\$16,313		\$16,313	1
Nuffield Foundation	\$322,313		\$322,313	1
Numun Fund	\$89,800		\$89,800	5
Oak Foundation	\$6,744,847	\$720,000	\$7,464,847	16
Ontario Trillium Foundation	\$1,527,621		\$1,527,621	31
Open Society Foundations	\$18,680,893	\$2,064,100	\$20,744,993	144

DONOR NAME	DIRECT GRANTS	REGRANTING	GRAND TOTAL	# OF GRANTS
Other Foundation, The	\$906,826		\$906,826	116
Our Fund	\$10,000		\$10,000	1
Outright International	\$6,348,922	\$319,531	\$6,668,453	344
Oxfam Novib	\$3,027,113		\$3,027,113	5
Paul Hamlyn Foundation	\$1,107,402		\$1,107,402	11
People's Health Trust	\$87,101		\$87,101	4
PlanetRomeo Foundation	\$243,902		\$243,902	57
Pride Foundation Australia (PFA)	\$351		\$351	1
Purposeful	\$82,000		\$82,000	14
Quartet Community Foundation	\$32,591		\$32,591	6
Rainbow Foundation of Hope	\$77,380		\$77,380	24
Rainbow Railroad	\$1,330,899		\$1,330,899	41
Rayne Foundation	\$20,710		\$20,710	1
Reconstruction Women's Fund	\$19,004		\$19,004	8
Red Umbrella Fund	\$301,268		\$301,268	8
Regnbågsfonden	\$675,995	\$72,031	\$748,026	21
RFSL - Swedish Federation for LGBTQI Rights	\$1,837,812		\$1,837,812	83
RFSU - The Swedish Association for Sexuality Education	\$1,178,896		\$1,178,896	11
Rosa UK	\$100,507		\$100,507	3
Rule Foundation	\$395,491		\$395,491	79
Scottish Council for Voluntary Organisations	\$19,669		\$19,669	2
Seafarers' Charity	\$36,480		\$36,480	1
Seattle Foundation	\$15,000		\$15,000	2
Segal Family Foundation	\$81,900		\$81,900	3
Sigrid Rausing Trust	\$6,484,752		\$6,484,752	30
Silicon Valley Community Foundation	\$10,000		\$10,000	1
Smallwood Trust	\$91,008		\$91,008	2
Somerset Community Foundation	\$17,083		\$17,083	3
Sport England	\$20,579		\$20,579	3
StartSmall LLC	\$2,000,000		\$2,000,000	1
Stephen Lewis Foundation	\$330,854		\$330,854	19
Stiftung EVZ	\$516,725	\$528,415	\$1,045,140	3
Stonewall	\$462,668		\$462,668	6
Suffolk Community Foundation	\$6,826		\$6,826	1
Susan A. & Donald P. Babson Charitable Foundation	\$10,500		\$10,500	2
Sussex Community Foundation	\$72,424		\$72,424	7
Synergía - Initiatives for Human Rights	\$568,978		\$568,978	29
Tewa for Women's Empowerment	\$3,077		\$3,077	1
Thousand Currents	\$250,000		\$250,000	1
Tides Foundation	\$7,309,159	\$41,200	\$7,350,359	117
Together Rising	\$153,617		\$153,617	1
Trust for London	\$738,234		\$738,234	9

DONOR NAME	DIRECT GRANTS	REGRANTING	GRAND TOTAL	# OF GRANTS
Tudor Trust	\$309,721		\$309,721	11
Twitter Foundation	\$7,050		\$7,050	1
UHAJ East African Sexual Health and Rights Initiative (UHAJ EASHRI)	\$5,047,194		\$5,047,194	250
Ukrainian Women's Fund	\$11,908		\$11,908	1
UN Trust Fund to End Violence Against Women	\$839,195		\$839,195	4
Urgent Action Fund for Feminist Activism	\$1,107,255		\$1,107,255	143
Urgent Action Fund-Africa	\$426,414		\$426,414	62
Urgent Action Fund-Asia and Pacific	\$20,295		\$20,295	5
Urgent Action Fund-Latin America and the Caribbean	\$340,511		\$340,511	61
Vanguard Charitable	\$30,400		\$30,400	1
ViV Healthcare	\$2,243,290		\$2,243,290	75
VOICE	\$2,315,693		\$2,315,693	19
Wales Council for Voluntary Action	\$83,440		\$83,440	2
Wates Family Enterprise Trust	\$6,903		\$6,903	1
Wayne Francis Charitable Trust	\$12,487		\$12,487	1
Wellcome Trust	\$24,613		\$24,613	1
Wellington Community Trust	\$44,300		\$44,300	5
Wellspring Philanthropic Fund	\$20,416,677	\$5,943,706	\$26,360,383	94
William Grant Foundation	\$53,504		\$53,504	1
Williams Institute	\$64,748		\$64,748	14
Women Win	\$52,500		\$52,500	6
Women's Fund Asia	\$1,716,082		\$1,716,082	42
Women's Fund in Georgia	\$59,249		\$59,249	9
World Childhood Foundation	\$574,219		\$574,219	5
Youth Music	\$33,957		\$33,957	1

# Global Resources Report Selected Taxonomy

This selected taxonomy includes the elements represented in the report. The research team codes to several additional categories. To request a full taxonomy, contact [research@globalphilanthropyproject.org](mailto:research@globalphilanthropyproject.org).

## Donor Information

### Donor LGBTQI/Non-LGBTQI

LGBTQI

Non-LGBTQI

### Donor type

Anonymous

Corporate Funder

Private Foundation

Public Foundation

Government Agency

Multilateral Agency

NGO Intermediary

## Grantee Information

### Grantee LGBTQI/Non-LGBTQI

Lesbian/Queer Women-specific

Gay/Queer Men-specific

Trans-specific

Intersex-specific

LGBTQI (general)

Non-LGBTQI

## Grant Information

### Type of Support

Capacity Building

Emergency Funds

General Operating

Program Support

## Geographic Information

### Geographic Focus

Local

National

Regional (Multiple Countries)

International

### Global Focus

Global North

Global South and East

International

## Demographic Information

### Sexual Orientation

Lesbian/Bisexual/Queer Women/WSW

Gay/Bisexual/Queer Men/MSM

General LGBQ

### Gender Identity

Transgender

### Sex Characteristics

Intersex

### Spotlight Populations

Children and Youth

Immigrants, Refugees, and Asylum Seekers

People Living with HIV/AIDS (PLWHA)

People of Faith

Survivors of Violence



**Strategy / Issue**

**Strategy / Sub-Strategy**

**Advocacy**

Advocacy

Community Organizing

Intergovernmental Advocacy

Litigation

Public Education

**Capacity-Building and Training**

Conferences/Seminars/Travel Grants

Leadership Development

Organizational Capacity Building

Training/Technical Assistance

**Culture and Media**

Culture

Electronic Media/Online Services

Film/Video/Radio

Safer Spaces/Digital Security

**Direct Service**

Direct Service

Relocation/Evacuation

Victim Support

**Research**

Curriculum Development

Publications

Research

**Philanthropy and Fundraising**

Fundraising Event

Intermediary Funding

Philanthropic Advocacy

**Multi/Other**

Multi-Strategy

Other

**Issue / Sub-Issue****Human Rights**

Advancing LGBTQI Protections

Challenging Anti-LGBTQI Discrimination

Decriminalization

Gender Identity Rights

Human Rights (General/Other)

Intersex Rights

Marriage/Civil Unions

Migration and Refugee Issues

Sex Worker Rights

Sexual and Reproductive Health and Rights

**Health and Wellbeing**

Cultural Competence and Data Collection

General Health Services and Health Promotion

HIV/AIDS

Mental Health, Substance Abuse, and Suicide Prevention

Primary Care

**Education/Safe Schools**

Education

Safe Schools

**Economic Inclusion**

Food Security

Housing and Homelessness

Labor/Employment

**Strengthening Community, Families, and Visibility**

Community Building/Empowerment

Families

Religion

Sports

Visibility

**Confronting Discrimination & Violence**

Anti-Violence

Confronting Homophobia, Biphobia, Transphobia and Interphobia

**Humanitarian Response**

Humanitarian Response

**Other Issues**

Multi-Issue

Other

Philanthropy

# About Global Philanthropy Project (GPP)

## MISSION

Global Philanthropy Project (GPP) is a collaboration of funders and philanthropic advisors working to expand global philanthropic support to advance the human rights of lesbian, gay, bisexual, transgender, and intersex (LGBTI) people in the Global South and East.

## WHO WE ARE

Established in 2009, GPP's 23 member organizations include many of the leading global funders and philanthropic advisors for LGBTI rights. As the international cohort of LGBTI funders, GPP is internationally recognized as the primary thought leader and go-to partner for donor coordination around global LGBTI work.

## BOARD

### Francisco O. Buchting

Horizons Foundation, Vice President of Grants, Programs, and Communications

### Rebecca Fox

Astraea Lesbian Foundation for Justice, Vice President of Programs

### Neville Gabriel

The Other Foundation, Chief Executive Officer

### Alli Jernow

Arcus Foundation, Social Justice Program Vice President

### Mukami Marete (Co-Chair)

UHAI East African Sexual Health and Rights Initiative, Co-Executive Director

### Nicky McIntyre

Foundation for a Just Society, CEO

### David Sampson (Co-Chair)

The Baring Foundation, Deputy Director

### Nina Spataru

Oak Foundation, Programme Officer

## STAFF

### Zhan Chiam

Global Coordinator, LGBTI Pathways

### Marina Gonzalez Flores

Senior Officer for Program, Events, and Member Engagement

### Aurore Guieu

Government Relations Advisor

### Matthew Hart

Executive Director

### Emilia Morales

Program Associate, Events and Member Engagement

### Ezra Berkley Nepon

Senior Program Officer for Knowledge and Learning

### Dave Scamell

Director, Government Relations and Field Engagement

### Celeste Smith

Operations Manager

### Marla Swanson

Director of Development and Advancement



GLOBAL  
PHILANTHROPY  
PROJECT

Learn more and explore additional resources for global LGBTI grantmaking:  
[globalphilanthropyproject.org](https://globalphilanthropyproject.org)

Twitter:  
[@gpp\\_updates](https://twitter.com/gpp_updates)

# Acknowledgments

## ADVISORY COMMITTEE

### Michaël Arnaud

Égides – Alliance internationale francophone pour l'égalité et les diversités

### Ajita Banerjee

ILGA Asia

**Aram Barra**, Open Society Foundations

### Damjan Denkovski

Centre for Feminist Foreign Policy

### Dr. Susan Dicklitch-Nelson

Franklin & Marshall Global Barometers

### Al Vallejo Galeana

Fund for Global Human Rights

### Jay Gilliam

USAID

### Lane Harwell

Ford Foundation

### Michael Heflin

Outright International

### Erica Lim

Arcus Foundation

### Françoise Moudouthe

African Women's Development Fund

### Chantelle de Nobrega

Mama Cash

### Dominic Perera

Funders Initiative for Civil Society

### Kimahli Powell

Rainbow Railroad

### Gustavo Ribeiro

Luminate

### Star Rugori

MOLI

### Joe Wong

Asia Pacific Transgender Network

## PRIMARY DATA PARTNER

Funders for LGBTQ Issues

## ADDITIONAL DATA SOURCES

Funders Concerned About AIDS

Prospera International Network of Women's Funds

## PUBLIC DATA SOURCES

### 360Giving GrantNav

grantnav.threesixtygiving.org

### CharityData

Charitydata.ca

### Foundation Maps | Candid

maps.foundationcenter.org

### USAspending

usaspending.gov

### Yield Giving

yieldgiving.com

## REPORT CREDITS

PROJECT DIRECTOR

**Matthew Hart**

LEAD AUTHOR AND PROJECT MANAGER

**Ezra Nepon**

LEAD ANALYST, GLOBAL DATASET

**Jay Postic**

CODING ASSISTANT, GLOBAL DATASET

**José Antonio Otoy Nieto**

RESEARCH ASSISTANT, GLOBAL DATASET

**Nico Amador**

ANALYSTS, U.S. DOMESTIC DATASET

**Alyssa Lawther**, Funders for LGBTQ Issues

**Strength in Numbers Consulting Group**

GPP GOVERNMENT LIAISON & ANALYSIS

**Aurore Guieu**

**David Scamell**

COPY EDITOR

**MaxZine Weinstein**

DESIGNER

**Vito Raimondi**

vitoraimondi.com

## COPYRIGHT

© JUNE 2024, GLOBAL PHILANTHROPY PROJECT

Permission is granted to reproduce this document in part or in its entirety, provided that Global Philanthropy Project is cited as the source for all reproduced material.



## FUNDING FOR THIS REPORT WAS GENEROUSLY PROVIDED BY THE GPP MEMBER ORGANIZATIONS



arcus  
FOUNDATION



The Baring  
Foundation



Ford  
Foundation



GLOBAL FUND FOR  
WOMEN  
Champions for Equality,

Hivos  
people unlimited



ISDAO

Luminate  
Building stronger societies

ma  
ma  
cash

nebula fund  
EXPANDING NARRATIVE POWER



OPEN SOCIETY  
FOUNDATIONS

Other  
THE OTHER FOUNDATION

THE  
SIGRID  
RAUSING  
TRUST



Wellspring  
Philanthropic Fund





**globalresourcesreport.org**