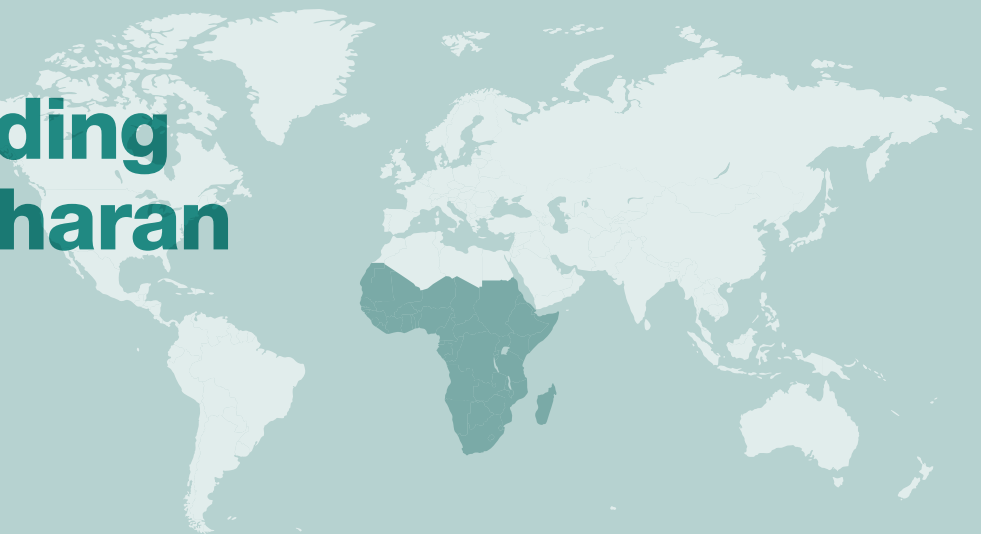


SNAPSHOT

LGBTI Funding for Sub-Saharan Africa



NUMBER OF GRANTS

1,933

AVERAGE GRANT

\$45,436

MEDIAN GRANT

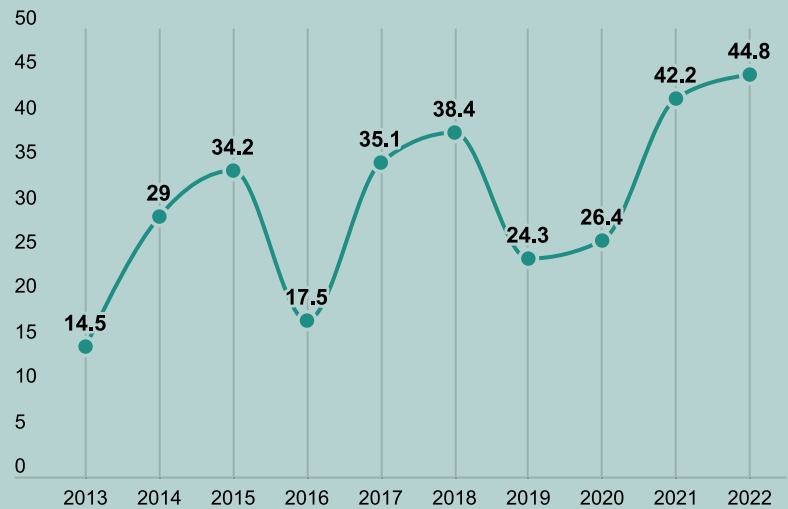
\$13,976

TOTAL FUNDING

\$87 M

CHART 23.1: SUB-SAHARAN AFRICA LGBTI FUNDING

YEAR (2013–2022)



— AMOUNT IN \$ MILLIONS

During 2021–2022, 86 grantmakers awarded \$86,963,624 focused on LGBTI issues in Sub-Saharan Africa. Compared to the last reporting period, the region increased in total grant amount (by 60 percent), number of grants (44 percent), and number of donors (nine additional donors).

LGBTI Funding for Sub-Saharan

Africa, by Sub-Region

In 2021–2022, all sub-regions increased in amount yet decreased in percentage of the total compared to the previous report. Instead, funding focused on the whole region increased from 9 percent in 2019–2020 to 24 percent in 2021–2022. This is partly due to an increasing number of donors choosing to report grants at the regional level without disclosing sub-region or country-level focus due to concerns for grantee security. East Africa again received the most sub-regional support, at 35 percent of the total.

CHART 23.2: SUB-SAHARAN AFRICA LGBTI FUNDING

SUB-REGION FOCUS (2013–2022) IN \$ MILLIONS



Sub-Region	2013–2014	2015–2016	2017–2018	2019–2020	2021–2022
Central Africa	\$0.3	\$0.4	\$1.2	\$2.0	\$8.1
East Africa	\$15.8	\$15.4	\$26.5	\$23.5	\$30.8
Southern Africa	\$11.2	\$11.4	\$11.3	\$12.3	\$12.3
West Africa	\$2.5	\$6.1	\$7.3	\$11.7	\$14.8
Whole Region Focus	\$13.8	\$18.0	\$27.3	\$4.8	\$21.0
Total	\$43.6	\$51.3	\$73.6	\$54.3	\$87.0

Top Funders of LGBTI Funding for Sub-Saharan Africa

When funds awarded for regranting are included, over \$107.5 million was awarded to grants focused on Sub-Saharan Africa. The top 10 funders with that geographic focus awarded over \$63 million, accounting for 59 percent of all LGBTI funding in the region.

CHART 23.3: SUB-SAHARAN AFRICA LGBTI FUNDING

TOP 10 FUNDERS (2021–2022)⁶⁸



	FUNDER NAME	TOTAL FUNDS FOR THE REGION
1	MacKenzie Scott	\$13,500,000
2	Hivos	\$11,687,040
3	Open Society Foundations	\$5,962,938
4	Arcus Foundation	\$5,783,850
5	Wellspring Philanthropic Fund	\$5,113,000
6	UHA East African Sexual Health and Rights Initiative (UHA EASHRI)	\$5,037,194
7	Government of Sweden	\$4,981,935
8	Government of Denmark	\$4,032,877
9	Government of Canada	\$3,705,544
10	AmplifyChange	\$3,347,408

CHART 23.4: SUB-SAHARAN AFRICA LGBTI FUNDING

TOP FIVE NGO INTERMEDIARY FUNDERS (2021–2022)



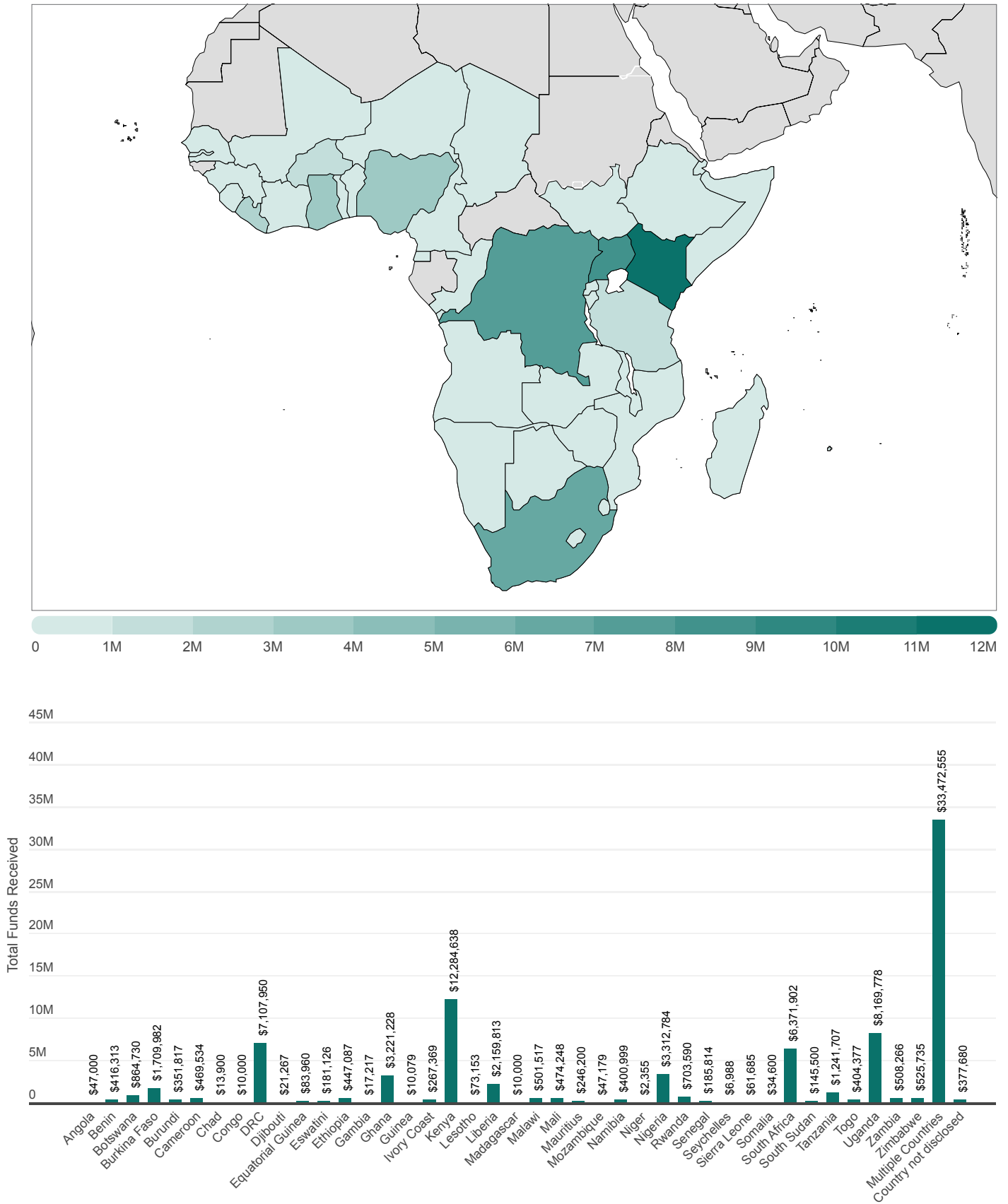
	FUNDER NAME	TOTAL FUNDS FOR THE REGION
1	Norwegian Organisation for Sexual and Gender Diversity (FRI)	\$1,956,549
2	LGBT+ Denmark	\$1,013,840
3	Freedom House (Dignity for All: LGBTQI+ Assistance Program)	\$997,781
4	RFSU - The Swedish Association for Sexuality Education	\$940,217
5	Outright International	\$880,330

NOTE: Anonymous donors awarded less than \$1 million to this region in 2021–2022.

⁶⁸ In contrast to other calculations in this report, all lists of top funders include funds awarded for the purpose of regranting to document the full amount of LGBTI funding flowing from (or through) each funder. The total regional funding for Sub-Saharan Africa in 2021–2022, including regranting, comes to \$107,546,430

CHART 23.5: SUB-SAHARAN AFRICA LGBTI FUNDING

COUNTRY FOCUS (2021-2022)



LGBTI Funding for Sub-Saharan Africa by Grant Recipient Location

The majority of funding for LGBTI issues in this region (82 percent) went to grantees based in the area. However, 16 percent was awarded to organizations based in Canada, Denmark, Egypt, Finland, Germany, the Netherlands, the United Kingdom, and the United States. Two percent of funding to the region did not disclose a specific grantee country/territory.

Nine percent of funding to Sub-Saharan Africa came from donors based (or headquartered) in the region. Fifty-one percent of the funding was awarded by U.S.-based donors and 40 percent from Western European donors.

CHART 23.6: SUB-SAHARAN AFRICA LGBTI FUNDING
GRANTEE LOCATION (2021–2022)

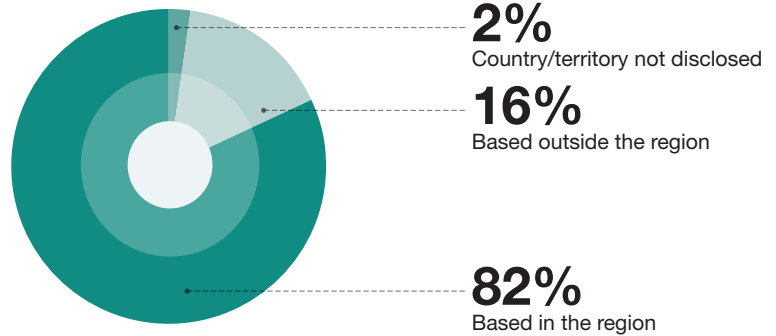
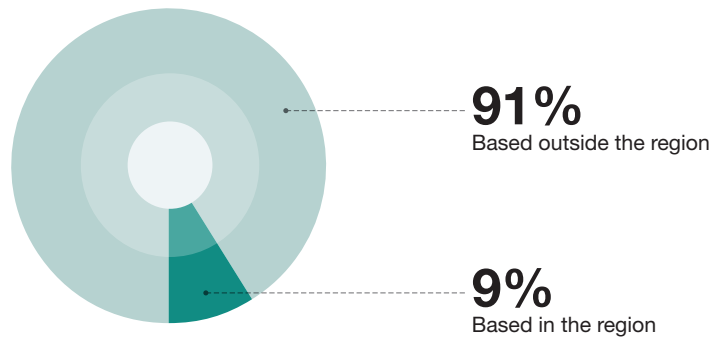


CHART 23.7: SUB-SAHARAN AFRICA LGBTI FUNDING
DONOR LOCATION (2021–2022)



Issues Addressed by LGBTI Funding for Sub-Saharan Africa

In general, the 2021–2022 issue/sub-issue focus of LGBTI funding for the Sub-Saharan Africa region aligned with overall trends compared to other regions, except for a lower-than-average percentage of funding for Strengthening Community, Families, and Visibility and higher-than-average for Economic Inclusion and for Human Rights.

CHART 23.8: SUB-SAHARAN AFRICA LGBTI FUNDING | ISSUE ADDRESSED (2019–2022)

R | —

Issues and Sub-Issues	2019–2020		2021–2022	
Confronting Discrimination & Violence	\$4,213,399	8%	\$5,898,606	7%
Anti-Violence	\$1,874,586	3%	\$3,353,358	4%
Confronting Homophobia, Biphobia, Transphobia, and Interphobia	\$2,338,813	4%	\$2,535,248	3%
Economic Inclusion	\$565,949	1%	\$8,055,379	9%
Food Security	\$120,435	<1%	\$29,819	<1%
Housing and Homelessness	\$445,514	1%	\$80,738	<1%
Labor/Employment	-	-	\$7,944,821	9%
Education/Safe Schools	\$198,068	<1%	\$158,814	<1%
Education	-	-	\$59,389	<1%
Safe Schools	\$198,068	<1%	\$99,425	<1%
Health and Wellbeing	\$6,761,472	12%	\$6,031,526	7%
General Health Services and Health Promotion	\$236,491	<1%	\$845,130	1%
HIV/AIDS	\$5,615,169	10%	\$2,542,241	3%
Mental Health, Substance Abuse, and Suicide Prevention	\$909,812	2%	\$2,644,155	3%
Human Rights	\$31,199,011	58%	\$55,295,128	64%
Advancing LGBTQI Protections	-	-	\$755,091	1%
Challenging Anti-LGBTQI Discrimination	\$458,022	1%	\$2,687,451	3%
Decriminalization	\$790,154	1%	\$571,741	1%
Gender Identity Rights	\$2,997,206	6%	\$3,855,648	4%
Human Rights (General/Other)	\$21,648,826	40%	\$33,607,097	39%
Intersex Rights	\$1,300,101	2%	\$2,099,159	2%
Migration and Refugee Issues	\$75,302	<1%	\$3,399,305	4%
Sex Worker Rights	\$213,909	<1%	\$478,761	1%
Sexual and Reproductive Health and Rights	\$3,715,491	7%	\$7,840,877	9%
Humanitarian Response	\$769,355	1%	\$1,525,066	2%
Humanitarian Response	\$769,355	1%	\$1,525,066	2%
Other Issues	\$441,934	1%	\$943,717	1%
Multi-Issue	\$100,000	<1%	-	-
Philanthropy	\$341,934	1%	\$943,717	1%
Strengthening Community, Families, and Visibility	\$10,108,078	19%	\$9,055,386	10%
Community Building/Empowerment	\$7,521,429	14%	\$6,473,444	7%
Families	\$47,549	<1%	\$135,618	<1%
Religion	\$1,283,608	2%	\$632,188	1%
Sports	\$11,826	<1%	\$77,279	<1%
Visibility	\$1,243,667	2%	\$1,736,856	2%
Total	\$54,257,267	100%	\$86,963,623	100%

**Strategies Addressed by LGBTI Funding
for Sub-Saharan Africa**

In general, the 2021–2022 strategy/sub-strategy focus of LGBTI funding for the Sub-Saharan Africa region aligned with overall global compared to other regions, except for a lower-than-average percentage of funding for Direct Service.

CHART 23.9: SUB-SAHARAN AFRICA LGBTI FUNDING
STRATEGY ADDRESSED (2019–2022)



Strategy	2019–2020		2021–2022	
Advocacy	\$35,438,662	65%	\$50,214,655	58%
Capacity Building and Training	\$5,190,766	10%	\$11,030,754	12%
Culture and Media	\$1,446,404	3%	\$1,537,781	2%
Direct Service	\$7,583,006	14%	\$13,740,687	16%
Multi/Other	\$181,457	<1%	\$195,929	<1%
Philanthropy and Fundraising	\$2,580,979	5%	\$7,722,413	9%
Research	\$1,835,993	3%	\$2,521,403	3%
Total	\$54,257,267	100%	\$86,963,623	100%